

Desoutter



Industrial Tools



Available from

air tool services

airtoolservices.co.uk










websales@airtoolservices.co.uk

01772 557700

More Than Productivity



Table of Contents

DESOUTTER SERVICE	4	SELECTION GUIDE - REMOVAL TOOLS	131
SELECTION GUIDE - DRILLING AND RIVETING	9	 PNEUMATIC GRINDERS / SANDERS	132
 AUTOMATIC DRILLING UNIT	12	Grinders for carbide burs, mounted points and sanding discs	133
PNEUMATIC DRILLS AND TAPPERS	20	Routers	140
COMPRESSION TOOLS AND PNEUMATIC RIVETING	44	Grinders for type 1 wheels, cone wheels, depressed center wheels	143
Drills and Tappers	20	Sanders for expandables wheels, flap wheels and abrasive discs	159
Multi drills	21	Dust extraction systems for grinders and sanders	169
Angle drills	26	Random orbital sanders, Polishers and Orbital sanders	177
Pistol drills	31	Belt sanders	188
Straight drills	34	 MISCELLANEOUS TOOLS	190
Vacuum	35	Saws, Vacuum pen, Vacuum cleaner, Air scribe	191
Controlled drilling	36	SAFETY INSTRUCTIONS	192
Tappers, deburring tool and rivet shaving	38		
Rack feed drills	40		
Temporary Fasteners	42		
Compression tools	44		
Riveting hammers	49		
SELECTION GUIDE - ASSEMBLY TOOLS	53		
 BATTERY STAND ALONE ASSEMBLY TOOLS	54		
E-LIT Series - Clutch type	54		
B-FLEX Series - Transducerized	59		
B-FLEX QRX	63		
B-LRTA	64		
 ELECTRIC ASSEMBLY SYSTEMS	69		
CONNECT - Industrial Smart Hub	69		
B-LRTC, EPBcom, EABcom - Battery nutrunners	75		
CVI3 Controllers	81		
EAD, EID - Nutrunners	84		
 DIGITAL EXPERIENCE	88		
Set your tools right	88		
CVI3 & CONNECT Platform -			
CVI Config, CVI Monitor, CVI Analyser, CVI Key	88		
E-LIT Platform - E-LTI Config	90		
Other Platform - CVIPC2000	90		
Improve your measurement	91		
Delta Range - Delta QC Licensed, Advanced, Free version	91		
Live data reporting & traceability	92		
Product features - CVI Net Web	92		
Product references list - CVI Net Web	93		
PivotWare - Process Control	94		
Product features	94		
Product references list	96		
 PNEUMATIC FASTENING TOOLS	98		
Shut off - Straight, pistol and angle head screwdrivers	98		
Non shut off - Straight and pistol screwdrivers	101		
 CUSTOMIZED SOLUTIONS	107		
Specific nutrunners & spindles	107		
Solutions for tightening	108		
Special solutions	110		
 TORQUE MEASUREMENT SYSTEMS	112		
Data Analyzer - Delta	112		
DWTA, Delta - Digital wrenches - Torque and angle	114		
Alpha - Low torque analyzer	122		
DRT, DST, PST, DJS - Digital rotary, static and pulse transducers	124		

Unless specified all inlet threads are BSP or NPT dependentv of market

Service Link: spare parts access point!

www.desouttertools.com/service



1



Designed as a Search Assistant

- ✓ Organised per tool for an easy navigation, plus a powerful search function for a quick result. Type a tool name or ref ID, here you are with spare part details!
- ✓ How to know to which tool a spare part belongs to? Just click on "Where used" function!

2



Intuitive navigation

- ✓ In one click, Hotspot Function in exploded views select relevant reference ID for a Quick and Easy spare part identification!

3



Simplified order process

- ✓ Prepare a basket in Service Link and customise it with internal references.
- ✓ Download it in PDF, XML or Excel files and improve your usual order process.
- ✓ Or, direct place orders through your eConnect account.

4



Data download

- ✓ Go live updates! Whenever you need, download up-to-date documentation, either complete overview or partial details of tool spare parts list!

Desoutter Smart start

High performance, right from the start



Start-up



Installation

- ✓ Desoutter takes responsibility
- ✓ Avoid loss of warranty



Programming

- ✓ Experienced technicians
- ✓ Optimised programming / setup



Functional test

- ✓ Ensures tool performance
- ✓ Preliminary acceptance



Station backup

- ✓ Data safety for fast restoring
- ✓ Easier line rebalancing



Capability test

- ✓ Proves process capability
- ✓ Final acceptance



Production monitoring

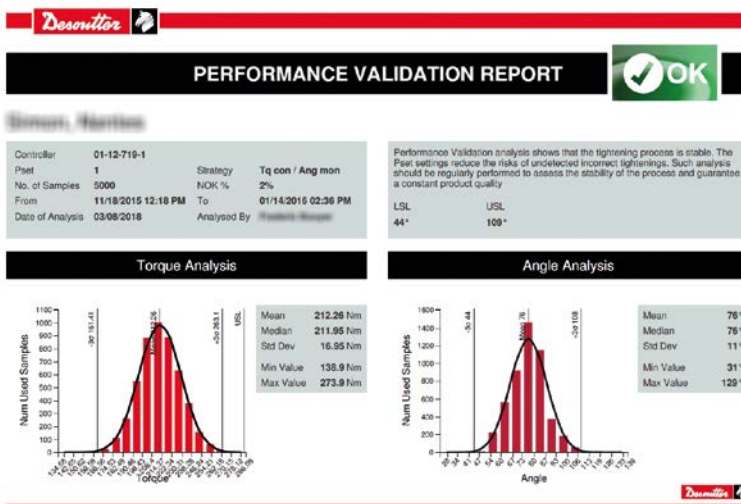
- ✓ Supports production ramp up
- ✓ Minimises production risks



Operator training

- ✓ Correct handling of tools
- ✓ First level of problem solving

Performance validation



Use data collected from the controllers after start up and during full production


- ✓ To get formal internal handover from Project to Production and Maintenance
- ✓ To Detect programming optimisation
- ✓ To Improve operators performance
- ✓ To Support on root cause analysis

Contact your local sales representative for more information

Maintenance Solutions & Production Support



Maintenance solutions Focus on tools reliability

 Basic Care Less breakdowns, longer life	
Preventive Maintenance labour	✓
Preventive Maintenance wear out spare parts included	✓
Calibration	✓
Repair at Desoutter workshop	—
Repair spare parts included*	—
Phone support	—
On-site Repairs	—
Maintenance KPIs	—
On-site production support	—

 Smart Care Increase savings from optimised maintenance	
Preventive Maintenance labour	✓
Preventive Maintenance wear out spare parts included	✓
Calibration	✓
Repair at Desoutter workshop	✓
Repair spare parts included*	✓
Phone support	✓
On-site Repairs	—
Maintenance KPIs	—
On-site production support	—

 Peace Of Mind Focus on your core business	
Preventive Maintenance labour	✓
Preventive Maintenance wear out spare parts included	✓
Calibration	✓
Repair at Desoutter workshop	✓
Repair spare parts included*	✓
Phone support	✓
On-site Repairs	✓
Maintenance KPIs	✓
On-site production support	✓

BENEFITS

Fixed Price

- Ensures tools reliability and assembly quality
- Reduces tools breakdown (higher availability)
- Minimises production stoppage risk
- Longer tool life cycle at lower repair costs
- Reduces the Total Cost of Ownership

BENEFITS

Fixed Price

- ✚ Basic Care benefits
- Predictable maintenance budget
- Complete equipment care
- Streamlined repair flow


BENEFITS

Fixed Price

- ✚ Smart Care benefits
- Uptime optimisation
- Shorter repair Turn Around Time
- Quick on-site support (problem solving)
- Customer focus on core business

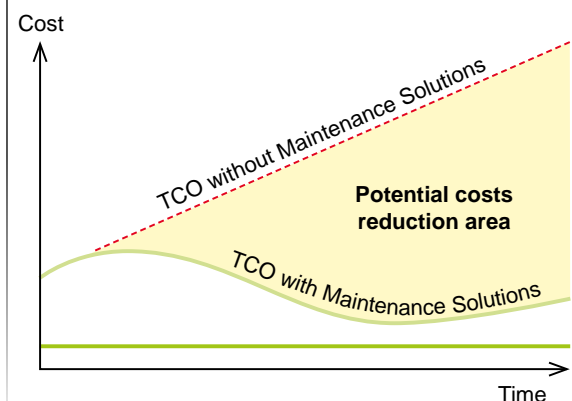
*All spare parts included (except in case of tool abuse or misuse)

Without a Maintenance Solution...



- ... gears wear out prematurely if they are not properly lubricated
- ... worn out components significantly affect the precision of the tool
- ... quality assurance of the assembly process is lost
- ... choosing to invest in highest tightening technology becomes an ineffective choice

Total cost of ownership (TCO)





Production support

Increases assembly process performance

On-site technicians

Our certified field technicians are at your disposal to support you with solving on-site issues or assist in identifying process improvement opportunities

Performance validation (PV)

Aims to identify improvements opportunities and predict eventual issues, ensuring the assembly system performance at full production conditions

Certification training

Develop your technicians knowledge on troubleshooting and assembly techniques and improve the interaction with our technicians when using the remote service

BENEFITS

- Quick response time for technical support
- Solves problems on-site (minimises tools transfers)
- Increases equipment uptime
- Reduces Total Cost of Ownership
- Identifies process improvement opportunities

BENEFITS

- Optimises programming (higher productivity)
- Implements Predictive Maintenance
- Supports the root cause analysis
- Identifies competence gaps

BENEFITS

- Enhances customer's knowledge on troubleshooting
- Autonomy to solve less complex technical issues
- Faster production recovery (increase uptime)
- Validates any remote solution prior to implementation
- Better technical communication with our technicians

Contact your local sales representative for more information

Service driven by KPIs



Cost of Ownership

- Unplanned downtime
- Production loss
- Overtime
- Quality problems
- Warranty
- Re-work
- Recall
- Higher repair costs
- Inefficient repair flow

Remote Service



Desoutter remote service (via phone or CVI3 controller connection) allows faster diagnosis of problems and more efficient support



Drilling and Riveting - Selection Guide

TOOL TYPE	PAGE
PNEUMATIC ADVANCED DRILLING UNIT 	12-13
ELECTRIC ADVANCED DRILLING UNITS 	14-16
LIGHT AUTOMATION SOLUTIONS 	17
XPB - Multifunction platform for manual operations 	18-19
MULTI DRILLS 	20-25
DRILLS - Pneumatic manual drilling 	26-35
SPECIALITY TOOLS - Taper - Rivet Shaver & Rack - Rack Feed Drills 	36-43
RIVETING COMPRESSION TOOLS 	44-47
RIVETING HAMMERS 	48-51

Solutions for aerospace Smart Factory

Aerospace is a fantastic and extremely demanding industry, often synonymous with highly skilled personal and cutting-edge technologies. But with a production characterized by relatively small volumes, long cycle times, large components and high variability in the production processes, this industry offers specific challenges when it comes to the dissemination of smart tools and solutions.

As volumes continue to grow with people travelling more & more, all major OEMs need to increase the overall process efficiency, limit quality costs and cycle times, and exclude human factors as a source of error. With intelligent software and digital networking, assembly tools can now make a key contribution. They offer far greater flexibility and can be fully linked both to each other and to manufacturers' production and quality systems.



Intelligent assembly solutions



DESOUTTER 4.0

Product range

As market leaders for advanced drilling solutions in aerospace, our experts are working daily with the most demanding customers to reach the highest level of quality, productivity and safety necessary in the aerospace market.

The Seti-tec semi-automated tools have been drilling thousands of holes daily, in any possible configuration, facing the most challenging environments and delivering the highest level of performance.

Building on this expertise, and faithful to its philosophy of innovation, modularity, and expertise, Seti-tec has used combined the potential of electric technology and drilling expertise to develop the electric range éVo, improving even further the drilling operations.

Still driving the innovation, Seti-tec latest range of light multi-function end-effectors will accelerate the transformation of robotic solutions in the aerospace assembly processes.

Advanced Pneumatic Drilling

Software

Advanced drilling strategies
Data driven services



Advanced Electric Drilling

Light end effector solutions

Full Range Dedicated to Aerospace Applications



		éVo RANGE			
		PNEUMATIC RANGE	SEMI-AUTOMATED ELECTRIC RANGE		ROBOTIC RANGE
			Light éVo	Modular éVo	Drilling / Other applications (tightening...)
	Drilling strategies	Pneumatic strategies	Electric Advanced strategies		
	Software		Software platform		
	Control box		Control box / additional robotic box		
	Cable		Multi-energy cable for éVo range		
	Heads	Shared components between all ranges			
	Support & Service	Seti-tec & Desoutter service & project team			

Automatic Drilling Unit

1 Step operation - Drilling - Reaming - Countersinking



Part of Desoutter product portfolio, **Seti-Tec line** offers best-in class performance, quality and reliability for the most demanding drilling applications worldwide.

Seti-Tec solutions have already been adopted by all major Aircraft manufacturers worldwide

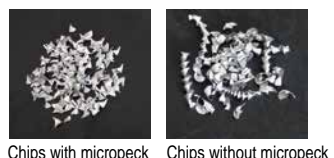
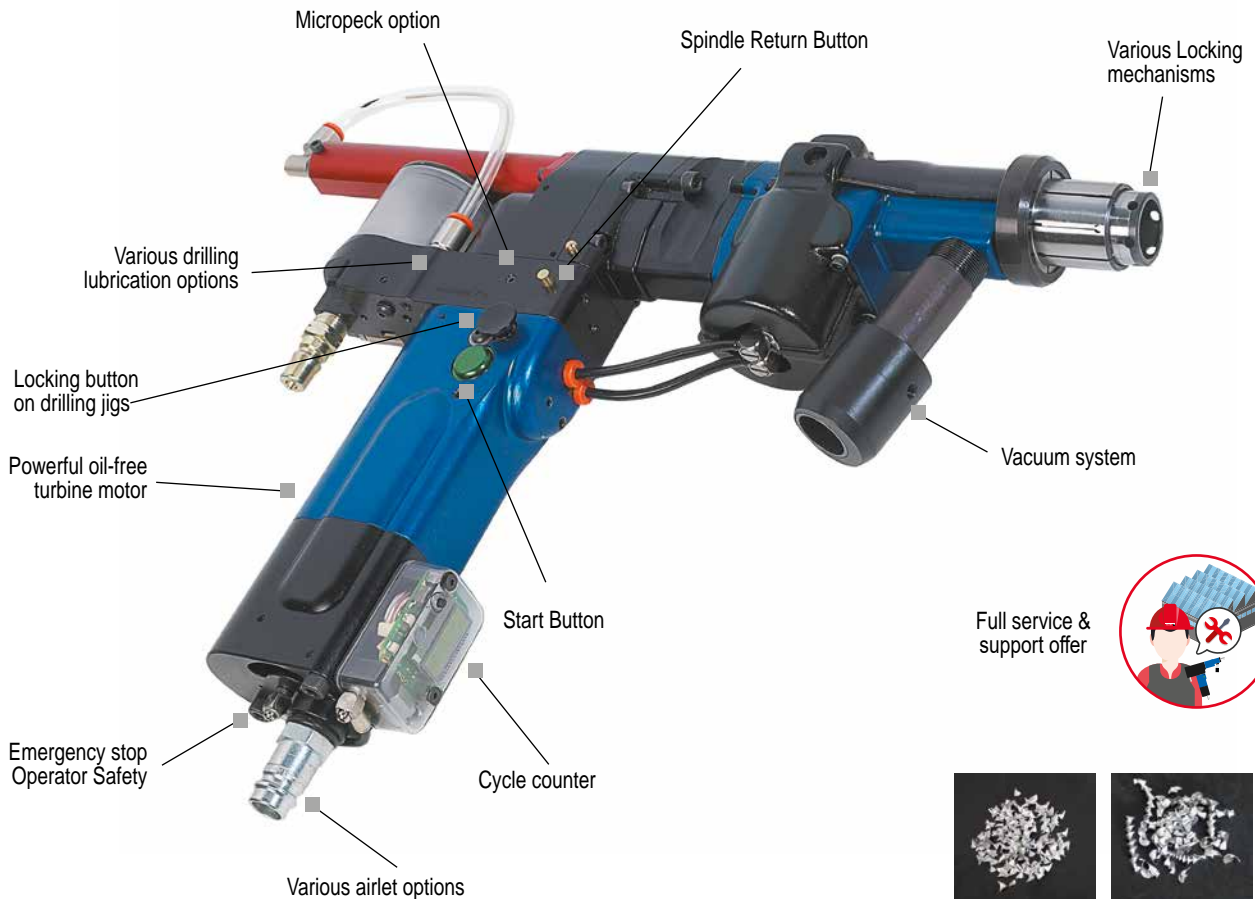
This concept is dedicated to highly demanding drilling, reaming, countersinking applications, where quality, precision and repeatability are critical.

Its innovative design make one step drilling, reaming, countersinking possible, and will help driving down your cycle time.

Its design based on modularity concept and the wide variety of clamping options will answer most of your applications.


In addition to the current ST1200 and ST220 pneumatic range, the Electric Drilling Unit range éVo is raising the drilling performance to a new standard.

1 STEP OPERATION	→	PRODUCTIVITY
DRILLING REAMING	→	QUALITY
COUNTERSINKING	→	SAFETY





Modular Concept



Technical information



	ST1200		ST2200	
Power	2.8 HP, with torque limiter at lower speed			
Weight	1.5 kg (3.3lb)		4.2 kg (9.2lb)	
Stroke	Unlimited		Unlimited	
Feed rate	0,010	mm/rev	0,032	mm/rev
	0,021	mm/rev	0,047	mm/rev
	0,038	mm/rev	0,059	mm/rev
	0,058	mm/rev	0,095	mm/rev
	0,077	mm/rev	0,120	mm/rev
	0,095	mm/rev	0,146	mm/rev
	0,115	mm/rev	0,182	mm/rev
	0,154	mm/rev	0,200	mm/rev
	0,35	mm/rev	0,315	mm/rev

Any specific requirement can be handled by Seti-Tec Line design team. Contact your Desoutter representative for assistance.


	ST1200		ST2200	
	In Line	Right Angle	In Line	Right Angle
	/	11835	2919	2195
	/	8179	2560	1925
	/	6543	1717	1291
	/	6543	1216	915
	/	6000	2017	1517
	5550	4674	1770	1331
	3514	2959	1187	892
	2811	2367	841	632
	2428	2045	1614	1214
	2008	1691	1416	1065
	1943	1636	949	714
	1554	1309	672	506
	1388	1168	730	549
	1110	935	640	481
	878	740	429	323
	793	668	304	229
	703	592	584	439
	562	473	512	385
	502	423	343	258
	402	338	243	183
	287	242	174	131

HOLE DIAMETER	ALUMINIUM COMPOSITE	TITANIUM HARD METAL	ALUMINIUM COMPOSITE	TITANIUM
	Straight hole		Countersink hole	
<4,8mm - 3/16"	ST 1200	ST 1200	ST 1200	ST 1200
<6,35mm - 1/4"				
<7,9mm - 5/16"				
<9,5mm - 3/8"				
<11,1mm - 7/16"				
<12,7mm - 1/2"				
<14,3mm - 9/16"				
<15,9mm - 5/8"	ST 2200	ST 2200	ST 2200	
<19,5mm - 3/4"				
<22,2mm - 7/8"				
<25,4mm - 1"				
Over 25,4mm - 1"				

	CONCENTRIC COLLET	BAYONET 1/4 TURN	CROCO CLAMP	JACK CLAMP	TEMPLATE FOOT	CROWFOOT
Thick jig	ST1200 ST2200					
Thick jig with rail or screws		ST1200 ST2200				ST1200 ST2200
Thin jig			ST1200	ST1200	ST1200	
No jig (pre-hole)			ST1200	ST1200	ST1200	

Seti-Tec éVo range


SOFTWARE SUITE



- Create and optimize your drilling cycle
- Setup your tool
- Setup your maintenance strategy
- Live visualization of drilling operation

UNIQUE RANGE OF TOOLS

- Modular éVo
- Light éVo
- Robotics



CONTROL BOX

- Open architecture
- Drilling cycle storage
- Drilling curves storage
- Ready for network integration
- Drilling management of robotics applications

HEADS & EQUIPMENTS

- Wide range of heads & equipments covering all drilling applications
- Full modularity between pneumatic & electric range

MULTI ENERGY CABLE

- Robust and flexible cable for:
 - Lubrication
 - Power
 - Air
 - Data

BOOST YOUR FLEXIBILITY

Full Modularity

- One tool to cover various applications
- Wide range of heads managed with Quick change RFID system
- Wide range of equipments, full commonality between pneumatic & electric range
- Easy rebalancing of drilling program between tools

Easy process qualification

- Easily test & optimize your cutting tools
- Easily create & optimize your drilling program

Ready for robotics applications

BOOST YOUR UP TIME

Optimized maintenance

- Cutting tool lifetime management
- Tool & head maintenance management
- Full compatibility between pneumatic/electric/robotic range
- Gain in Overall Equipment Effectiveness with easy reconfiguration of back up heads
- Full service offer

SMART ready

- Open architecture for integration in smart factory
- Ready for smart maintenance

BOOST YOUR PRODUCTIVITY

Cycle time reduction

- Optimized drilling parameters for each material
- Advanced drilling strategies
- Reduced cleaning time with smart lubrication management

Quality focus

- Advanced drilling strategies
- Poka Yoké system with RFID head identification
- Full traceability with drilling curve storage

Reduce Health & safe issues

- Reduce lubrication on shopfloor
- Low sound levels



Seti-Tec éVo range



Tool range

QUICK CHANGE HEAD SYSTEM WITH RFID IDENTIFICATION

Easily change your head to adapt to the application
Unlimited number of head per motor

FULL RANGE OF HEADS & EQUIPMENTS

Common with Pneumatic range of right angle and inline head sizes to cover all applications
Wide range of equipments to match your application

FULL SPEED RANGE COVERAGE

Patented winch system, to cover high speed & high torque applications

DISPLAY

Tool/head/drilling cycle information
Operator feedback

ROBUST AND POWERFUL MOTORS

2 independent motors for speed & feed

MONOBLOC VERSION, equipment dedicated to the tool

Modular éVo

Light éVo

Tool Range

The choice between Modular & Light éVo needs to be assessed for each application:

■ Modular éVo

This tool can handle a wide range of drilling applications thanks to its modular design.

Depending on the head chosen (S/L/L/XL) the M-éVo can cover all your drilling applications, from small to large holes & from CFRP to Titanium

■ Light éVo

This tool is more suitable for repetitive drilling operations, with smaller holes and less demanding applications

		HOLE DIAMETER				
		mm	Ø 4.0 TO 6.4	Ø 6.4 TO 12.7	Ø 12.7 TO 25.4	> Ø 25.4
		in.	Ø 4/32" TO 1/4"	Ø 5/16" TO 1/2"	Ø 1/2" TO 1"	> Ø 1"
Material drilled	Alu / Alu	L-EDU capability				
	CFRP / CFRP	M-EDU capability				
	CFRP / Al	M-EDU capability				
	Stack Titanium & hard metal	M-EDU capability				

L-EDU capability


M-EDU capability

Seti-Tec éVo range

Heads* & equipments selection

HEAD RECOMMENDATIONS

Hole diameter mm in.		STRAIGHT HOLE		COUNTERSINK HOLE		
		Alu/CFRP	Titanium/ Hard metal	Alu/CFRP	Titanium/ Hard metal	
<4,8	<3/16"	Small	Small	Small	Small	
<6,35	<1/4"					
<7,9	<5/16"			Small + GEAR	Small	
<9,5	<3/8"					
<11,1	<7/16"					
<12,7	<12,7"			Small + GEAR	Large	Large/GEAR
<14,3	<14,3"					
<15,9	<15,9"	Small + GEAR	Large/GEAR	Large/GEAR		
<19,05	<19,05"	Large/GEAR	X Large	X Large		
<22,2	<22,2"	Large/GEAR	X Large	X Large		
<25,4	<25,4"					
>25,4	>25,4"					



*Heads available in Right angle & inline versions.

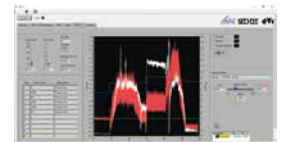

EQUIPMENTS



Smart interface



- Setup your tool and heads with dedicated software
- Drilling cycle creation & optimization
Full control over all drilling parameters to optimize cycle time & quality
- Control your cutting tool lifetime and maintenance strategies with dedicated counters
- Life drilling curves visualization
- Advanced drilling strategies




Integration in Smart factory

- Open architecture for integration in SMART Factory
- All drilling curves stored in control box
- Smart curves analysis software package




Light automation solutions



Building on its expertise on semi-automated drilling applications with electric éVo and driven by innovation, Seti-tec is now developing a full range of innovative end-effectors for aerospace applications. Light, flexible, modular, this range will change the way you are integrating robotics in your factory.

Concept




Full Modularity with wide range of heads

All current Seti-tec range of heads & equipments can be adapted to the robotic end-effector.

In addition to drilling, other applications are available:
Temporary fastener installation, riveting...

All solutions can be customized on the application.
Please contact your Desoutter & Seti-Tec representative for more information.



XPB - The future of aerospace manual operations



The aerospace world is transforming from the design phase to the production shopfloor. Robotic solutions, digitalized instructions, augmented reality are now used on a daily in all the aerospace plants worldwide.

Aerospace players deserve the most advanced technologies, and are looking at solutions to increase their flexibility, up-time & productivity.

As aerospace experts, Desoutter & Seti-tec have designed a platform taking manual operation to an advanced level while satisfying today's and tomorrow's most demanding challenges.

Discover how to accelerate your transformation.



* Depending on model

XPB - Multi-function battery tool

Tool Range



XPB

- Drilling applications only
- Speeds adjustable via software



+ Options

XPB Advanced

- Drilling applications only
- Display screen
- Up to 6 drilling cycles



+ Options

XPB Modular

- Multi applications
- Automatic cycle selection via RFID technology

Modularity



Drilling



Straight head



All drilling heads
(page 207)



All Offset heads
(page 208)



HCU heads

Wide range of temporary fasteners heads*



Frangible collars



* Other heads available,
please contact your Desoutter representative

Software



Easy connectivity and user-friendly interface

Made for a fast tool setup creation and access to data

BOOST YOUR FLEXIBILITY

GO electric

- No need for heavy air network installation
- No more air hose - Full freedom of movement for the operator

Modular system

- One tool to cover various applications
- Wide range of heads managed with Quick change RFID system

BOOST YOUR UP TIME

Optimized maintenance

- Cutting tool lifetime management
- Tool & head maintenance management

SMART ready

- Optional Wifi module for integration in smart factory
- Open architecture

BOOST YOUR PRODUCTIVITY

Secure quality of your operation & error-proof your process

- Constant drilling speed
- Operator feedback
- Various smart drilling options












Reduce Health & safe issues

- No more tripping on air hose
- Low sound levels

Drill Selection Guide

How to select your tool:

1 Select material 2 Select hole size 3 Define speed

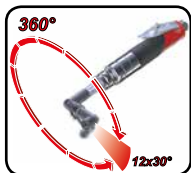
TOOL TYPE	FREE SPEED	TITANIUM	STAINLESS STEEL	HARD CAST IRON, MEDIUM HARD STEEL	SOFT CAST IRON, MILD STEEL 1	HARD PLASTICS	ALUMINIUM, BRASS, COPPER, BRONZE	COMPOSITE	WOOD, SOFT PLASTICS, CHIPBOARD
	rpm		9-15m/min	10-20m/min	20-35m/min	30-40m/min	50-80m/min	50-100m/min	80-120m/min
Drill ø mm									
STRAIGHT CASE									
DR300-T	20000							4.0 (5/32")	2.0 (5/64")
ø8-10 mm (5/16" - 3/8") cap.	5500						4.0 (5/32")	5.0 (3/16")	6.0 (1/4")
	4500					3.0 (1/8")	6.0 (1/4")		8.0 (5/16")
	3000				4.0 (5/32")	5.0 (3/16")	8.0 (5/16")		
	2000		3.0 (1/8")	4.0 (5/32")	6.0 (1/4")	8.0 (5/16")			
	1000	3.0 (1/8")	4.0 (5/32")	6.0 (1/4")	8.0 (5/16")				
	550	6.0 (1/4")	8.0 (5/16")						
30°, 45°, 90°, 360° COMPACT HEAD									
DR300-QR/-T5-S5	5500	-	-	-	-	3.0 (1/8")	5.0 (3/16")	5.0 (3/16")	5.0 (3/16")
	4500	-	-	-	-	3.0 (1/8")	5.0 (3/16")	5.0 (3/16")	5.0 (3/16")
	3000 3	-	-	-	3.0 (1/8") 2	5.0 (3/16")	5.0 (3/16")	5.0 (3/16")	-
	2000	-	3.0 (1/8")	4.0 (5/32")	5.0 (3/16")	-	-	-	-
	1000	-	4.0 (5/32")	5.0 (3/16")	-	-	-	-	-
45°, 90°, 360° STANDARD HEAD									
DR300-QR/-T6-S6	5500	-	-	-	-	3.0 (1/8")	6.0 (1/4")	5.0 (3/16")	6.5 (1/4")
	4500	-	-	-	-	3.0 (1/8")	6.0 (1/4")	5.0 (3/16")	6.5 (1/4")
	3000	-	-	-	3.0 (1/8")	5.0 (3/16")	6.5 (1/4")	6.5 (1/4")	-
	2000	-	3.0 (1/8")	4.0 (5/32")	6.5 (1/4")	6.5 (1/4")	-	6.5 (1/4")	-
	1000	-	4.0 (5/32")	6.0 (1/4")	6.5 (1/4")	-	-	-	-
	550	6.0 (1/4")	6.5 (1/4")	6.5 (1/4")	-	-	-	-	-
DR450-T6/S6	18500	-	-	-	-	-	-	4.0 (5/32")	2.0 (5/64")
ø8-13 mm (5/16" - 1/2") cap.	5800	-	-	-	-	-	4.0 (5/32")	5.0 (3/16")	6.0 (1/4")
	4300	-	-	-	-	3.0 (1/8")	6.0 (1/4")	10.0 (13/32")	12.0 (1/2")
	2700	-	-	3.0 (1/8")	4.0 (5/32")	5.0 (3/16")	8.0 (5/16")	12.0 (1/2")	-
	1800	-	3.0 (1/8")	4.0 (5/32")	6.0 (1/4")	8.0 (5/16")	10.0 (13/32")	-	-
	1400	-	4.0 (5/32")	5.0 (3/16")	9.0 (11/32")	11.0 (7/16")	-	-	-
90° HEAVY DUTY									
DR300-THD/SHD	2000	-	3.0 (1/8")	3.0 (1/8")	6.0 (1/4")	8.0 (5/16")	8.0 (5/16")	8.0 (5/16")	8.0 (5/16")
	900	-	7.0 (9/32")	8.0 (5/16")	8.0 (5/16")	-	-	-	-
DR450-THD/SHD	2000	-	3.0 (1/8")	3.0 (1/8")	6.0 (1/4")	6.5 (1/4")	6.5 (1/4")	6.5 (1/4")	6.5 (1/4")
	900	-	7.0 (9/32")	8.0 (5/16")	8.0 (5/16")	-	-	-	-
	600	-	8.0 (5/16")	10.0 (13/32")	10.0 (13/32")	8.0 (5/16")	-	-	-
PISTOL GRIP									
DR350	20000							4.0 (5/32")	2.0 (5/64")
ø8-10 mm (5/16" - 3/8") cap.	5500						4.0 (5/32")	5.0 (3/16")	6.0 (1/4")
	4500					3.0 (1/8")	6.0 (1/4")		8.0 (5/16")
	3000				4.0 (5/32")	5.0 (3/16")	8.0 (5/16")		
	2000		3.0 (1/8")	4.0 (5/32")	6.0 (1/4")	8.0 (5/16")	10.0 (13/32")		
	1000		4.0 (5/32")	6.0 (1/4")	8.0 (5/16")				
	550	6.0 (1/4")	8.0 (5/16")						
DR500	18500							4.0 (5/32")	2.0 (5/64")
ø8-13 mm (5/16" - 1/2") cap.	5800						4.0 (5/32")	5.0 (3/16")	6.0 (1/4")
	4300					3.0 (1/8")	6.0 (1/4")	10.0 (13/32")	12.0 (1/2")
	2700			3.0 (1/8")	4.0 (5/32")	5.0 (3/16")	8.0 (5/16")	12.0 (1/2")	
	1800		3.0 (1/8")	4.0 (5/32")	6.0 (1/4")	8.0 (5/16")	10.0 (13/32")		
	1400		4.0 (5/32")	5.0 (3/16")	9.0 (11/32")	11.0 (7/16")			
	1000		5.0 (3/16")	6.0 (1/4")	10.0 (13/32")				
	600	3.0 (1/8")	7.0 (9/32")	8.0 (5/16")	12.0 (1/3")				
	400	6.0 (1/4")	8.0 (5/16")	10.0 (13/32")					
DR750	20000						2.0 (5/64")	2.0 (5/64")	
ø8-13 mm (5/16" - 1/2") cap.	6000						4.0 (5/32")	5.0 (3/16")	6.0 (1/4")
	4100					3.0 (1/8")	6.0 (1/4")	8.0 (5/16")	10.0 (13/32")
	3300				3.0 (1/8")	4.0 (5/32")	8.0 (5/16")	10.0 (13/32")	12.0* (1/2")
	2700			3.0 (1/8")	4.0 (5/32")	5.0 (3/16")	10.0 (13/32")	13.0* (1/2")	15.0* (19/32")
	1300		4.0 (5/32")	5.0 (3/16")	9.0 (11/32")	11.0* (7/16")	19.0* (3/4")		30.0* (13/16")
	750	3.0 (1/8")	7.0 (9/32")	8.0 (5/16")	15.0* (19/32")	19.0* (3/4")	30.0* (13/16")		
	400	6.0 (1/4")	8.0 (5/16")	10.0 (13/32")					

* above standard chuck capacity

Multi Drills

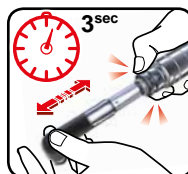


- Modular product range to boost you productivity
- Full flexibility for difficult access applications
- Lightweight and excellent ergonomics
- Robust built, reliable design and excellent run-out
- New 500W tools available in multi-drill version:
 - Pistol version with DR500-QR
 - Straight version with DR450-QR



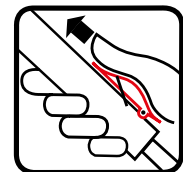
12 positions, 360° orientation

Flexibility
Excellent accessibility



Quick-Release head

Productivity
1 tool for all applications



Safety
Ergonomics
Low weight
Low sound levels
Vacuum kits options



* Possibility to use ER collets with straight Quick Release attachment See p.25 for all details

Multi-Drills



A

DR350 Series
350 W (0.5hp) / 1000 to 5500 rpm



B

DR500 Series
500 W (0.68hp) / 1000 to 5800 rpm



C

DR300 Series
300 W (0.4hp) / 550 to 5500 rpm



D

DR450 Series
450 W (0.6hp) / 1000 to 5800 rpm



***BRB**
Button + Rear Bumper
available as well as accessory



ACCESSORIES
see page 25

PIC REF	MODEL	PART NUMBER	FREE SPEED	MOTOR POWER		WEIGHT		LENGTH		AIR FLOW		AIR INLET
				W	hp	kg	lb	mm	in.	l/s	cfm	in.
MULTI-DRILLS - PISTOL												
A	DR350-P5500-QR	205 147 984 4	5500	350	0.5	0.50	1.10	169	6.65	9.5	20	1/4
A	DR350-P4500-QR	205 147 983 4	4500	350	0.5	0.50	1.10	169	6.65	9.5	20	1/4
A	DR350-P3000-QR	205 147 528 4	3000	350	0.5	0.50	1.10	169	6.65	9.5	20	1/4
A	DR350-P1000-QR	205 147 981 4	1000	350	0.5	0.58	1.27	187	7.36	9.5	20	1/4
B	DR500-P5800-QR	615 176 190 0	5800	500	0.68	0.58	1.25	174	6.85	14	30	1/4
B	DR500-P4300-QR	615 176 189 0	4300	500	0.68	0.58	1.25	174	6.85	14	30	1/4
B	DR500-P2700-QR	615 176 188 0	2700	500	0.68	0.58	1.25	174	6.85	14	30	1/4
B	DR500-P1800-QR	615 176 187 0	1800	500	0.68	0.66	1.45	188	7.40	14	30	1/4
B	DR500-P1400-QR	615 176 186 0	1400	500	0.68	0.66	1.45	188	7.40	14	30	1/4
B	DR500-P1000-QR	615 176 185 0	1000	500	0.68	0.66	1.45	188	7.40	14	30	1/4

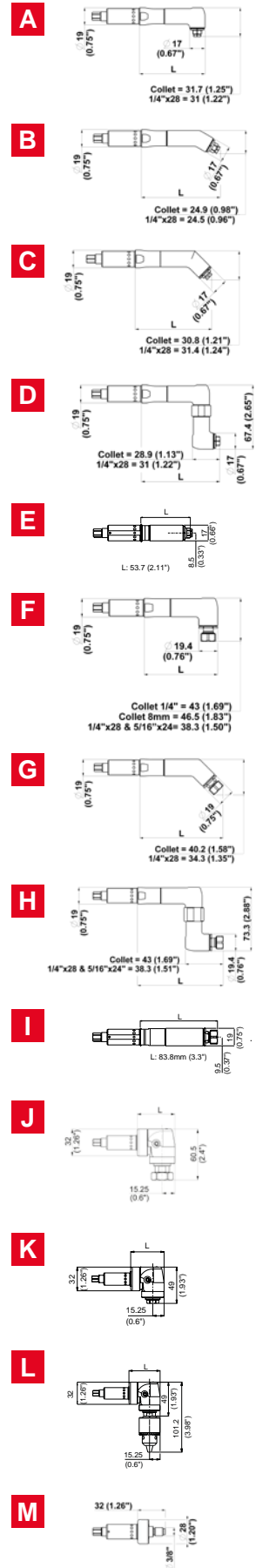
MULTI-DRILLS - STRAIGHT

C	DR300-T5500-QR	615 176 071 0	5500	300	0.4	0.52	1.14	179	7.05	9.5	20	1/4
C	DR300-T4500-QR	615 176 070 0	4500	300	0.4	0.52	1.14	179	7.05	9.5	20	1/4
C	DR300-T3000-QR	615 176 069 0	3000	300	0.4	0.52	1.14	179	7.05	9.5	20	1/4
C	DR300-T2000-QR	615 176 068 0	2000	300	0.4	0.52	1.14	179	7.05	9.5	20	1/4
C	DR300-T1000-QR	615 176 067 0	1000	300	0.4	0.61	1.34	195.5	7.7	9.5	20	1/4
C	DR300-T1000-QR - BRB*	615 176 118 0	1000	300	0.4	0.64	1.41	217.8	8.57	9.5	20	1/4
C	DR300-T550-QR	615 176 066 0	550	300	0.4	0.61	1.34	195.5	7.7	9.5	20	1/4
D	DR450-T5800-QR	615 176 162 0	5800	450	0.6	0.64	1.41	193	7.60	14	30	1/4
D	DR450-T4300-QR	615 176 161 0	4300	450	0.6	0.64	1.41	193	7.60	14	30	1/4
D	DR450-T2700-QR	615 176 160 0	2700	450	0.6	0.64	1.41	193	7.60	14	30	1/4
D	DR450-T1800-QR	615 176 159 0	1800	450	0.6	0.72	1.58	207	8.15	14	30	1/4
D	DR450-T1400-QR	615 176 158 0	1400	450	0.6	0.72	1.58	207	8.15	14	30	1/4
D	DR450-T1000-QR	615 176 157 0	1000	450	0.6	0.72	1.58	207	8.15	14	30	1/4

All models: Hose int. 6 mm (1/4")

Quick release heads

PIC REF	DESIGNATION	PART NUMBER	LENGTH L		COLLET MAX. CAPACITY		WEIGHT	
			mm	in.	mm	in.	kg	lb
COMPACT ANGLE HEADS								
A	Short Compact 90° angle head Collet spindle	205 053 981 3	54.0	2.13	5.0	3/16	0.15	0.33
A	Compact 90° angle head Collet spindle	205 050 331 3	72.0	2.83	5.0	3/16	0.17	0.37
A	Compact 90° angle head 1/4" x 28 spindle	205 050 332 3	72.0	2.83	-	-	0.17	0.37
B	Compact 30° angle head Collet spindle	205 050 329 3	82.9	3.26	5.0	3/16	0.17	0.37
B	Compact 30° angle head 1/4" x 28 spindle	205 050 330 3	82.9	3.26	-	-	0.17	0.37
C	Compact 45° angle head Collet spindle	205 050 335 3	81.0	3.19	5.0	3/16	0.17	0.37
C	Compact 45° angle head 1/4" x 28 spindle	205 050 336 3	79.0	3.11	-	-	0.17	0.37
D	Compact 360° angle head Collet spindle	205 050 333 3	81.5	3.21	5.0	3/16	0.25	0.55
D	Compact 360° angle head 1/4" x 28 spindle	205 050 334 3	85.2	3.35	-	-	0.25	0.55
E	Short compact straight head Collet spindle	615 399 569 5	53.7	2.11	5.0	3/16	0.14	0.31
E	Short compact straight head 1/4"x28 Spindle	615 399 570 5	53.7	2.11	-	-	0.14	0.31
E	Compact straight head Collet spindle	615 399 571 5	71.7	2.82	5.0	3/16	0.16	0.35
E	Compact straight head 1/4"x28 Spindle	615 399 572 5	71.7	2.82	-	-	0.16	0.35
STANDARD ANGLE HEADS								
F	Standard 90° angle head Collet spindle	205 050 338 3	75.7	2.98	6.4	1/4	0.23	0.51
F	Standard 90° angle head Collet spindle	205 050 353 3	75.7	2.98	8.0	5/16	0.23	0.51
F	Standard 90° angle head 1/4" x 28 spindle	205 050 339 3	75.7	2.98	-	-	0.24	0.53
F	Standard 90° angle head 5/16" x 24 spindle	205 050 340 3	75.7	2.98	-	-	0.23	0.51
G	Standard 45° angle head Collet spindle	615 398 702 5	90.7	3.57	6.4	1/4	0.23	0.51
G	Standard 45° angle head 1/4" x 28 spindle	615 398 704 5	87.9	3.46	-	-	0.23	0.51
H	Standard 360° angle head Collet spindle	205 050 341 3	96.8	3.81	6.4	1/4	0.32	0.70
H	Standard 360° angle head 1/4" x 28 spindle	205 050 342 3	94.5	3.72	-	-	0.32	0.70
H	Standard 360° angle head 5/16" x 24 spindle	205 050 343 3	94.5	3.72	-	-	0.32	0.70
I	Standard straight head Collet spindle	615 399 573 5	83.8	3.3	6.4	1/4	0.2	0.44
I	Standard straight head 1/4"x28 Spindle	615 399 574 5	83.8	3.3	-	-	0.2	0.44
HEAVY DUTY HEADS								
J	Heavy Duty 90° head Collet spindle	615 399 575 5	48.8	1.92	8	5/16	0.31	0.68
K	Heavy Duty 90° head 1/4"x28 Spindle	615 399 576 5	48.8	1.92	-	-	0.3	0.66
L	Heavy Duty 90° head Chuck output	615 399 577 5	48.8	1.92	-	-	0.43	0.95
STRAIGHT HEADS								
M	Chuck mounting 3/8" x 24	205 050 543 3	32.0	1.26	-	-	0.25	0.55

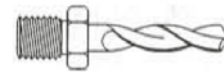


ACCESSORIES
see page 25

Multi Drills

Drilling Offset Heads

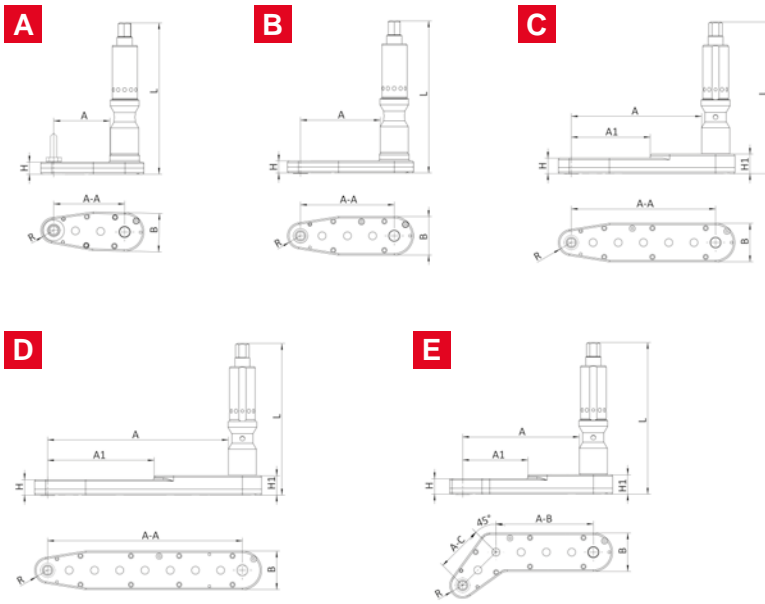
Output



Threaded



Collet



PIC REF	MODEL		DRILLING DIRECTION	MAX DRILLING CAPACITY		H		H1		A		A1		A-A		A-B		A-C		B		R		L		ANGLE
	Thread 1/4"x28"	Thread 9/32"-40		mm	in	mm	in	mm	in	mm	in	mm	in	mm	in	mm	in	mm	in	mm	in	mm	in	mm	in	
A	DB13S2-CP2	DB13S3-CP2	Backward	5.0	3/16"	7.5	0.29	-	-	37.6	1.48	-	-	46.8	1.84	-	-	-	-	25.4	1	8.5	0.33	99.9	3.93	-
A	DB13S2-CP6	DB13S3-CP6	Backward	5.0	3/16"	7.5	0.29	-	-	37.6	1.48	-	-	46.8	1.84	-	-	-	-	25.4	1	8.5	0.33	178.8	7.03	-
A	DB23S2-CP2	DB23S3-CP2	Backward	6.35	1/4"	10.0	0.39	-	-	37.6	1.48	-	-	46.8	1.84	-	-	-	-	25.4	1	8.5	0.33	99.9	3.93	-
A	DB23S2-CP6	DB23S3-CP6	Backward	6.35	1/4"	10.0	0.39	-	-	37.6	1.48	-	-	46.8	1.84	-	-	-	-	25.4	1	8.5	0.33	178.8	7.03	-
A	DB33S2-CP2	DB33S3-CP2	Backward	8.0	5/16"	12.6	0.49	-	-	37.6	1.48	-	-	46.8	1.84	-	-	-	-	25.4	1	8.5	0.33	99.9	3.93	-
A	DB33S2-CP6	DB33S3-CP6	Backward	8.0	5/16"	12.6	0.49	-	-	37.6	1.48	-	-	46.8	1.84	-	-	-	-	25.4	1	8.5	0.33	178.8	7.03	-
B	DB04S2-CP	DB04S3-CP	Forward	5.0	3/16"	7.5	0.29	-	-	32.2	1.26	-	-	42.7	1.68	-	-	-	-	16.0	0.62	7.5	0.29	95.4	3.75	-
B	DB14S2-CP2	DB14S3-CP2	Forward	5.0	3/16"	7.5	0.29	-	-	52.7	2.07	-	-	61.9	2.43	-	-	-	-	25.4	1	8.5	0.33	99.9	3.93	-
B	DB14S2-CP6	DB14S3-CP6	Forward	5.0	3/16"	7.5	0.29	-	-	52.7	2.07	-	-	61.9	2.43	-	-	-	-	25.4	1	8.5	0.33	178.8	7.03	-
B	DB24S2-CP2	DB24S3-CP2	Forward	6.35	1/4"	10.0	0.39	-	-	52.7	2.07	-	-	61.9	2.43	-	-	-	-	25.4	1	8.5	0.33	99.9	3.93	-
B	DB24S2-CP6	DB24S3-CP6	Forward	6.35	1/4"	10.0	0.39	-	-	52.7	2.07	-	-	61.9	2.43	-	-	-	-	25.4	1	8.5	0.33	178.8	7.03	-
B	DB34S2-CP2	DB34S3-CP2	Forward	8.0	5/16"	12.6	0.49	-	-	52.7	2.07	-	-	61.9	2.43	-	-	-	-	25.4	1	8.5	0.33	99.9	3.93	-
B	DB34S2-CP6	DB34S3-CP6	Forward	8.0	5/16"	12.6	0.49	-	-	52.7	2.07	-	-	61.9	2.43	-	-	-	-	25.4	1	8.5	0.33	178.8	7.03	-
C	DB06S2-CP	DB06S3-CP	Forward	5.0	3/16"	7.5	0.29	7.5	0.29	54.1	2.13	-	-	64.7	2.54	-	-	-	-	16.0	0.62	7.5	0.29	95.4	3.75	-
C	DB16S2-CP2	DB16S3-CP2	Forward	5.0	3/16"	7.5	0.29	12.6	0.49	86.0	3.38	52.1	2.05	95.3	3.75	-	-	-	-	25.4	1	8.5	0.33	99.9	3.93	-
C	DB16S2-CP6	DB16S3-CP6	Forward	5.0	3/16"	7.5	0.29	12.6	0.49	86.0	3.38	52.1	2.05	95.3	3.75	-	-	-	-	25.4	1	8.5	0.33	178.8	7.03	-
C	DB26S2-CP2	DB26S3-CP2	Forward	6.35	1/4"	10.0	0.39	12.6	0.49	86.0	3.38	52.1	2.05	95.3	3.75	-	-	-	-	25.4	1	8.5	0.33	99.9	3.93	-
C	DB26S2-CP6	DB26S3-CP6	Forward	6.35	1/4"	10.0	0.39	12.6	0.49	86.0	3.38	52.1	2.05	95.3	3.75	-	-	-	-	25.4	1	8.5	0.33	178.8	7.03	-
C	DB36S2-CP2	DB36S3-CP2	Forward	8.0	5/16"	12.6	0.49	12.6	0.49	86.0	3.38	-	-	95.3	3.75	-	-	-	-	25.4	1	8.5	0.33	99.9	3.93	-
C	DB36S2-CP6	DB36S3-CP6	Forward	8.0	5/16"	12.6	0.49	12.6	0.49	86.0	3.38	-	-	95.3	3.75	-	-	-	-	25.4	1	8.5	0.33	178.8	7.03	-
D	DB08S2-CP	DB08S3-CP	Forward	5.0	3/16"	7.5	0.29	7.5	0.29	76.0	2.99	-	-	86.6	3.40	-	-	-	-	16.0	0.62	7.5	0.29	95.4	3.75	-
D	DB18S2-CP2	DB18S3-CP2	Forward	5.0	3/16"	7.5	0.29	12.6	0.49	119.3	4.69	70.4	2.77	128.6	5.06	-	-	-	-	25.4	1	8.5	0.33	99.9	3.93	-
D	DB18S2-CP6	DB18S3-CP6	Forward	5.0	3/16"	7.5	0.29	12.6	0.49	119.3	4.69	70.4	2.77	128.6	5.06	-	-	-	-	25.4	1	8.5	0.33	178.8	7.03	-
D	DB28S2-CP2	DB28S3-CP2	Forward	6.35	1/4"	10.0	0.39	12.6	0.49	119.3	4.69	70.4	2.77	128.6	5.06	-	-	-	-	25.4	1	8.5	0.33	99.9	3.93	-
D	DB28S2-CP6	DB28S3-CP6	Forward	6.35	1/4"	10.0	0.39	12.6	0.49	119.3	4.69	70.4	2.77	128.6	5.06	-	-	-	-	25.4	1	8.5	0.33	178.8	7.03	-
D	DB38S2-CP2	DB38S3-CP2	Forward	8.0	5/16"	12.6	0.49	12.6	0.49	119.3	4.69	-	-	128.6	5.06	-	-	-	-	25.4	1	8.5	0.33	99.9	3.93	-
D	DB38S2-CP6	DB38S3-CP6	Forward	8.0	5/16"	12.6	0.49	12.6	0.49	119.3	4.69	-	-	128.6	5.06	-	-	-	-	25.4	1	8.5	0.33	178.8	7.03	-
E	DB06R2-CP	DB06R3-CP	Forward	5.0	3/16"	7.5	0.29	7.5	0.29	46.5	1.83	-	-	-	-	43.3	1.70	21.4	0.84	16.0	0.62	7.5	0.29	95.4	3.75	50°
E	DB16R2-CP2	DB16R3-CP2	Forward	5.0	3/16"	7.5	0.29	12.6	0.49	76.9	3.02	43.1	1.69	-	-	64.3	2.53	31.0	1.22	25.4	1	8.5	0.33	99.9	3.93	45°
E	DB16R2-CP6	DB16R3-CP6	Forward	5.0	3/16"	7.5	0.29	12.6	0.49	76.9	3.02	43.1	1.69	-	-	64.3	2.53	31.0	1.22	25.4	1	8.5	0.33	178.8	7.03	45°
E	DB26R2-CP2	DB26R3-CP2	Forward	6.35	1/4"	10.0	0.39	12.6	0.49	76.9	3.02	43.1	1.69	-	-	64.3	2.53	31.0	1.22	25.4	1	8.5	0.33	99.9	3.93	45°
E	DB26R2-CP6	DB26R3-CP6	Forward	6.35	1/4"	10.0	0.39	12.6	0.49	76.9	3.02	43.1	1.69	-	-	64.3	2.53	31.0	1.22	25.4	1	8.5	0.33	178.8	7.03	45°
E	DB36R2-CP2	DB36R3-CP2	Forward	8.0	5/16"	12.6	0.49	12.6	0.49	76.9	3.02	-	-	-	-	64.3	2.53	31.0	1.22	25.4	1	8.5	0.33	99.9	3.93	45°
E	DB36R2-CP6	DB36R3-CP6	Forward	8.0	5/16"	12.6	0.49	12.6	0.49	76.9	3.02	-	-	-	-	64.3	2.53	31.0	1.22	25.4	1	8.5	0.33	178.8	7.03	45°
F	DB06L2-CP	DB06L3-CP	Forward	5.0	3/16"	7.5	0.29	7.5	0.29	47.0	1.85	-	-	-	-	43.3	1.70	21.4	0.84	16.0	0.62	7.5	0.29	95.4	3.75	50°
F	DB16L2-CP2	DB16L3-CP2	Forward	5.0	3/16"	7.5	0.29	12.6	0.49	76.9	3.02	43.1	1.69	-	-	64.3	2.53	31.0	1.22	25.4	1	8.5	0.33	99.9	3.93	45°
F	DB16L2-CP6	DB16L3-CP6	Forward	5.0	3/16"	7.5	0.29	12.6	0.49	76.9	3.02	43.1	1.69	-	-	64.3	2.53	31.0	1.22	25.4	1	8.5	0.33	178.8	7.03	45°
F	DB26L2-CP2	DB26L3-CP2	Forward	6.35	1/4"	10.0	0.39	12.6	0.49	76.9	3.02	43.1	1.69	-	-	64.3	2.53	31.0	1.22	25.4	1	8.5	0.33	99.9	3.93	45°
F	DB26L2-CP6	DB26L3-CP6	Forward	6.35	1/4"	10.0	0.39	12.6	0.49	76.9	3.02	43.1	1.69	-	-	64.3	2.53	31.0	1.22	25.4	1	8.5	0.33	178.8	7.03	45°
F	DB36L2-CP2	DB36L3-CP2	Forward	8.0	5/16"	12.6	0.49	12.6	0.49	76.9	3.02	-	-	-	-	64.3	2.53	31.0	1.22	25.4	1	8.5	0.33	99.9	3.93	45°
F	DB36L2-CP6	DB36L3-CP6	Forward	8.0	5/16"	12.6	0.49	12.6	0.49	76.9	3.02	-	-	-	-	64.3	2.53	31.0	1.22	25.4	1	8.5	0.33	178.8	7.03	45°

Multi Drills - Accessories

Collet for Compact Angle Heads: C, D, E & F (30°, 45°, 90° & 360°)



COLLET CAPACITY	PART NO.	COLLET CAPACITY	PART NO.	COLLET CAPACITY	PART NO.	COLLET CAPACITY	PART NO.	COLLET CAPACITY	PART NO.
ø 0.8mm	2152	ø 1.8mm	2252	ø 2.8mm	2352	ø 3.8mm	2452	ø 4.8mm	2552
ø 0.9mm	2162	ø 1.9mm	2262	ø 2.9mm	2362	ø 3.9mm	2462	ø 4.9mm	2562
ø 1.0mm	2172	ø 2.0mm	2272	ø 3.0mm	2372	ø 4.0mm	2472	ø 5.0mm	2572
ø 1.1mm	2182	ø 2.1mm	2282	ø 3.1mm	2382	ø 4.1mm	2482		
ø 1.2mm	2192	ø 2.2mm	2292	ø 3.2mm	2392	ø 4.2mm	2492	ø 1/16"	91442
ø 1.3mm	2202	ø 2.3mm	2302	ø 3.3mm	2402	ø 4.3mm	2502	ø 3/32"	91452
ø 1.4mm	2212	ø 2.4mm	2312	ø 3.4mm	2412	ø 4.4mm	2512	ø 1/8"	91462
ø 1.5mm	2222	ø 2.5mm	2322	ø 3.5mm	2422	ø 4.5mm	2522	ø 5/32"	91472
ø 1.6mm	2232	ø 2.6mm	2332	ø 3.6mm	2432	ø 4.6mm	2532	ø 11/64"	108172
ø 1.7mm	2242	ø 2.7mm	2342	ø 3.7mm	2442	ø 4.7mm	2542	ø 3/16"	91482

Collet for Standard Angle Heads: G, H & J (45°, 90°, 360°)



COLLET CAPACITY	PART NO.	COLLET CAPACITY	PART NO.	COLLET CAPACITY	PART NO.	COLLET CAPACITY	PART NO.
ø 1.6mm (1/16")	18922	ø 3.0mm	18992	ø 4.4mm (11/64")	19072	ø 5.8mm	19152
ø 1.8mm	18932	ø 3.2mm (1/8")	19002	ø 4.6mm	19082	ø 6.0mm (15/64")	19162
ø 2.0mm (5/64")	18942	ø 3.4mm	19022	ø 4.8mm (3/16")	19092	ø 6.2mm	19172
ø 2.2mm	18952	ø 3.6mm (9/64")	19032	ø 5.0mm	19102	ø 6.4mm (1/4")	19182
ø 2.4mm	18962	ø 3.8mm	19042	ø 5.2mm (13/64")	19122		
ø 2.6mm	18972	ø 4.0mm (5/32")	19052	ø 5.4mm	19132		
ø 2.8mm (7/64")	18982	ø 4.2mm	19062	ø 5.6mm (7/32")	19142		

Collet for Standard Angle Head: P.N. 205 050 353 3




COLLET CAPACITY	PART NO.	COLLET CAPACITY	PART NO.	COLLET CAPACITY	PART NO.	COLLET CAPACITY	PART NO.
ø 2.0mm	615 526 066 0	ø 4.0mm	615 526 071 0	ø 5.9mm	615 526 078 0	ø 7.5mm	615 526 084 0
ø 2.4mm	615 526 067 0	ø 4.5mm	615 526 073 0	ø 6.0mm	615 526 079 0	ø 7.7mm	615 526 085 0
ø 2.5mm	615 526 068 0	ø 5.0mm	615 526 075 0	ø 6.3mm	615 526 080 0	ø 7.9mm	615 526 087 0
ø 3.0mm	615 526 069 0	ø 5.2mm	615 526 076 0	ø 6.5mm	615 526 081 0	ø 8.0mm	615 526 088 0
ø 3.5mm	615 526 070 0	ø 5.5mm	615 526 077 0	ø 7.0mm	615 526 083 0		

ACCESSORIES INCLUDED



ITEM	PART NO.
With DR300	
2 Safety lever	205 051 259 3
With Angle heads C, D, E & F	
3 Collet ø 4.8mm (3/16") capacity	2552
• Flat wrench	615 802 069 0
• Flat wrench	615 802 070 0
With Angle heads G & H	
4 Collet ø 6.4mm (1/4") capacity	19182
• Flat wrenches 10mm	82623
With DR300/350/450/500	
5 Set of color plastic rings	615 399 250 0

OTHER OPTIONAL ACCESSORIES



ITEM	PART NO.
1 Short lever	205 050 299 3
4 Start button	615 399 266 0
5 Side handle	615 399 265 0
• Keyed chuck C6 - 3/8"x24 (Cap. 0.5 to 6.5mm)	205 055 272 3
• Keyed chuck C8 - 3/8"x24 (Cap. 0.5 to 8mm)	205 053 013 3
• Flat wrenches 8-9.5mm for Angle heads C, D, E & F	268263
6 Kit silencer NPT	615 399 313 0
6 Kit silencer BSP	615 399 311 0
6 Kit Bumper	615 399 312 0

Angle Drills

Compact Head - Max capacity: 5mm (3/16")
Collet & 1/4" x 28 Spindle



A DR300-T...-T/S5-30 Series
300 W (0.4hp) / 1000 to 5500 rpm



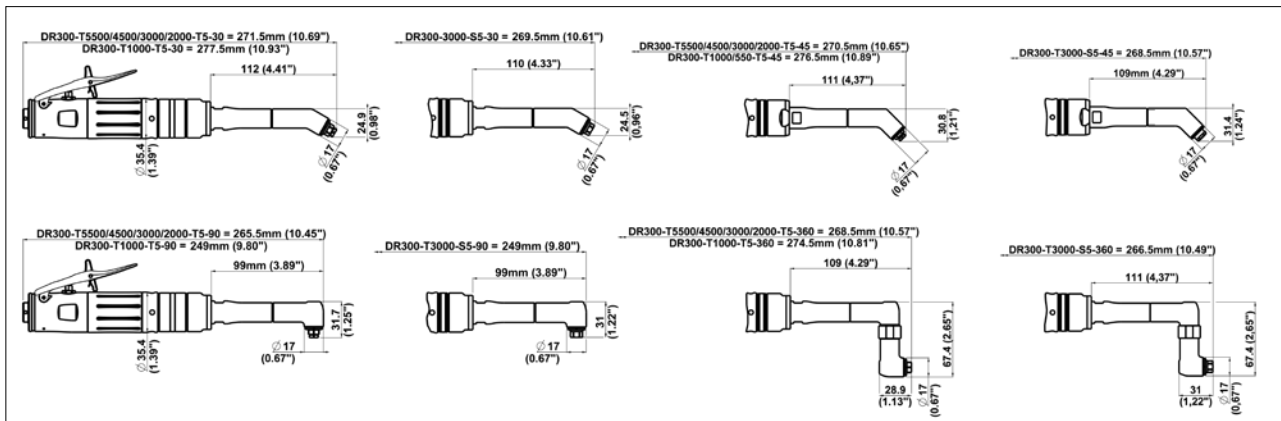
B DR300-T...-T/S5-45 Series
300 W (0.4hp) / 550 to 5500 rpm



C DR300-T...-T/S5-90 Series
300 W (0.4hp) / 1000 to 5500 rpm



D DR300-T...-T/S5-360 Series
300 W (0.4hp) / 1000 to 5500 rpm



*BRB
Button + Rear Bumper
available as well as accessory



ACCESSORIES
see page 29

PIC REF	MODEL	PART NUMBER	MODEL	PART NUMBER	FREE SPEED	MOTOR POWER		WEIGHT						
						rpm	W	hp	kg	lb				
30° - COLLET SPINDLE					30° - 1/4" x 28 SPINDLE					Max. capacity: 5mm (3/16")				
A	DR300-T5500-T5-30	615 176 077 0	DR300-T5500-S5-30	615 176 133 0	5500	300	0.4	0.66	1.45					
A	DR300-T4500-T5-30	615 176 076 0	DR300-T4500-S5-30	615 176 132 0	4500	300	0.4	0.66	1.45					
A	DR300-T3000-T5-30	615 176 074 0	DR300-T3000-S5-30	615 176 075 0	3000	300	0.4	0.66	1.45					
A	DR300-T3000-T5-30 - BRB*	615 176 119 0			3000	300	0.4	0.66	1.45					
A	DR300-T2000-T5-30	615 176 073 0	DR300-T2000-S5-30	615 176 131 0	2000	300	0.4	0.66	1.45					
A	DR300-T1000-T5-30	615 176 072 0	DR300-T1000-S5-30	615 176 130 0	1000	300	0.4	0.76	1.67					
45° - COLLET SPINDLE					45° - 1/4" x 28 SPINDLE					Max. capacity: 5mm (3/16")				
B	DR300-T5500-T5-45	615 176 096 0	DR300-T5500-S5-45	615 176 146 0	5500	300	0.4	0.67	1.47					
B	DR300-T4500-T5-45	615 176 095 0	DR300-T4500-S5-45	615 176 145 0	4500	300	0.4	0.67	1.47					
B	DR300-T3000-T5-45	615 176 093 0	DR300-T3000-S5-45	615 176 094 0	3000	300	0.4	0.67	1.47					
B	DR300-T2000-T5-45	615 176 092 0	DR300-T2000-S5-45	615 176 144 0	2000	300	0.4	0.67	1.47					
B	DR300-T1000-T5-45	615 176 091 0	DR300-T1000-S5-45	615 176 143 0	1000	300	0.4	0.76	1.67					
B	DR300-T550-T5-45	615 176 090 0	DR300-T550-S5-45	615 176 142 0	550	300	0.4	0.76	1.67					
90° - COLLET SPINDLE					90° - 1/4" x 28 SPINDLE					Max. capacity: 5mm (3/16")				
C	DR300-T5500-T5-90	615 176 083 0	DR300-T5500-S5-90	615 176 137 0	5500	300	0.4	0.68	1.5					
C	DR300-T4500-T5-90	615 176 082 0	DR300-T4500-S5-90	615 176 136 0	4500	300	0.4	0.68	1.5					
C	DR300-T4500-T5-90 - BRB*	615 176 120 0			4500	300	0.4	0.68	1.5					
C	DR300-T3000-T5-90	615 176 080 0	DR300-T3000-S5-90	615 176 081 0	3000	300	0.4	0.68	1.5					
C	DR300-T2000-T5-90	615 176 079 0	DR300-T2000-S5-90	615 176 135 0	2000	300	0.4	0.68	1.5					
C	DR300-T1000-T5-90	615 176 078 0	DR300-T1000-S5-90	615 176 134 0	1000	300	0.4	0.78	1.72					
360° - COLLET SPINDLE					360° - 1/4" x 28 SPINDLE					Max. capacity: 5mm (3/16")				
D	DR300-T5500-T5-360	615 176 089 0	DR300-T5500-S5-360	615 176 141 0	5500	300	0.4	0.74	1.63					
D	DR300-T4500-T5-360	615 176 088 0	DR300-T4500-S5-360	615 176 140 0	4500	300	0.4	0.74	1.63					
D	DR300-T3000-T5-360	615 176 086 0	DR300-T3000-S5-360	615 176 087 0	3000	300	0.4	0.74	1.63					
D	DR300-T2000-T5-360	615 176 085 0	DR300-T2000-S5-360	615 176 139 0	2000	300	0.4	0.74	1.63					
D	DR300-T1000-T5-360	615 176 084 0	DR300-T1000-S5-360	615 176 138 0	1000	300	0.4	0.84	1.85					

All models: Air flow: 9.5 l/s (20 cfm) - Air inlet 1/4" - Hose int. 6 mm (1/4")

Angle Drills

Standard Head - Max capacity: 6.4mm (1/4")
Collet & 1/4" x 28 Spindle



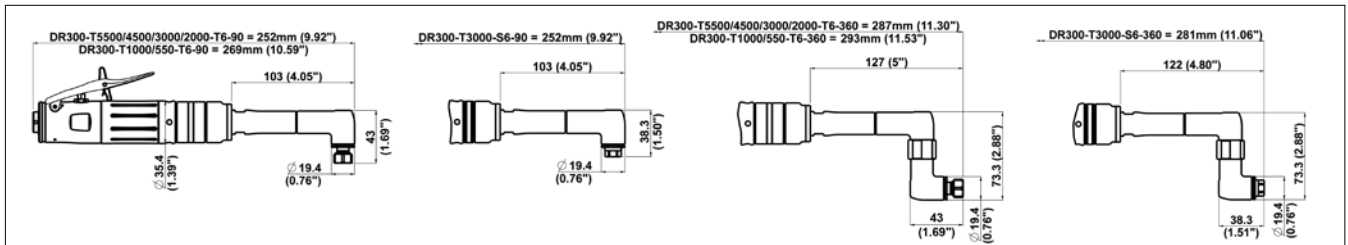
A DR300-T...-T/S6-90 Series
300 W (0.4hp) / 550 to 5500 rpm



C DR300-T...-T/S6-360 Series
300 W (0.4hp) / 550 to 5500 rpm



B DR450-T...-T/S6-90 Series
450 W (0.6hp) / 1400 to 5800 rpm



*BRB
Button + Rear Bumper
available as well as accessory



ACCESSORIES
see page 29

PIC REF	MODEL	PART NUMBER	MODEL	PART NUMBER	FREE SPEED		MOTOR POWER		WEIGHT	
					rpm		W	hp	kg	lb
90° - COLLET SPINDLE			90° - 1/4" x 28 SPINDLE		Max. capacity: 6.4mm (1/4")					
A	DR300-T5500-T6-90	615 176 103 0	DR300-T5500-S6-90	615 176 151 0	5500	300	0.4	0.7	1.54	
A	DR300-T4500-T6-90	615 176 102 0	DR300-T4500-S6-90	615 176 150 0	4500	300	0.4	0.7	1.54	
A	DR300-T4500-T6-90 - BRB*	615 176 124 0	DR300-T3000-S6-90	615 176 101 0	3000	300	0.4	0.7	1.54	
A	DR300-T3000-T6-90	615 176 100 0	DR300-T2000-S6-90	615 176 149 0	2000	300	0.4	0.7	1.54	
A	DR300-T3000-T6-90 - BRB*	615 176 123 0	DR300-T1000-S6-90	615 176 148 0	1000	300	0.4	0.79	1.74	
A	DR300-T2000-T6-90	615 176 099 0	DR300-T550-S6-90	615 176 147 0	550	300	0.4	0.79	1.74	
A	DR300-T2000-T6-90 - BRB*	615 176 122 0			1000	300	0.4	0.82	1.81	
A	DR300-T1000-T6-90	615 176 098 0			2000	300	0.4	0.72	1.59	
A	DR300-T1000-T6-90 - BRB*	615 176 121 0			3000	300	0.4	0.72	1.59	
A	DR300-T550-T6-90	615 176 097 0			4500	300	0.4	0.72	1.59	
B	DR450-T5800-T6-90	615 176 167 0	DR450-T5800-S6-90	615 176 172 0	5800	450	0.6	0.76	1.67	
B	DR450-T4300-T6-90	615 176 166 0	DR450-T4300-S6-90	615 176 171 0	4300	450	0.6	0.76	1.67	
B	DR450-T2700-T6-90	615 176 165 0	DR450-T2700-S6-90	615 176 170 0	2700	450	0.6	0.76	1.67	
B	DR450-T1800-T6-90	615 176 164 0	DR450-T1800-S6-90	615 176 169 0	1800	450	0.6	0.85	1.87	
B	DR450-T1400-T6-90	615 176 163 0	DR450-T1400-S6-90	615 176 168 0	1400	450	0.6	0.85	1.87	
360° - COLLET SPINDLE			360° - 1/4" x 28 SPINDLE		Max. capacity: 6.4mm (1/4")					
C	DR300-T5500-T6-360	615 176 110 0	DR300-T5500-S6-360	615 176 156 0	5500	300	0.4	0.82	1.81	
C	DR300-T4500-T6-360	615 176 109 0	DR300-T4500-S6-360	615 176 155 0	4500	300	0.4	0.82	1.81	
C	DR300-T3000-T6-360	615 176 107 0	DR300-T3000-S6-360	615 176 108 0	3000	300	0.4	0.82	1.81	
C	DR300-T3000-T6-360 - BRB*	615 176 125 0	DR300-T2000-S6-360	615 176 154 0	2000	300	0.4	0.82	1.81	
C	DR300-T2000-T6-360	615 176 106 0	DR300-T1000-S6-360	615 176 153 0	1000	300	0.4	0.91	2	
C	DR300-T1000-T6-360	615 176 105 0	DR300-T550-S6-360	615 176 152 0	550	300	0.4	0.91	2	
C	DR300-T550-T6-360	615 176 104 0			3000	300	0.4	0.72	1.59	

All models: Air flow: 9.5 l/s (20 cfm) - Air inlet 1/4" - Hose int. 6 mm (1/4")

Angle Drills

Heavy Duty 90° Angle Head



A

DR300-T...-THD-90 Series
300 W (0.4hp) / 900 & 2000 rpm



B

DR300-T...-SHD-90 Series
300 W (0.4hp) / 900 & 2000 rpm



C

DR450-T...-THD-90 Series
300 W (0.4hp) / 900 & 2000 rpm



D

DR450-T...-SHD-90 Series
300 W (0.4hp) / 900 & 2000 rpm

PIC REF	MODEL	PART NUMBER	FREE SPEED	MOTOR POWER		WEIGHT		LENGTH		AIR FLOW		AIR INLET
			rpm	W	hp	kg	lb	mm	in.	l/s	cfm.	in.
90° - COLLET SPINDLE Max capacity: 8mm (5/16")												
A	DR300-T2000-THD-90	615 176 111 0	2000	300	0.4	0.73	1.61	189.5	7.46	9.5	20	1/4
A	DR300-T900-THD-90	615 176 112 0	900	300	0.4	0.83	1.83	206	8.11	9.5	20	1/4
A	DR300-T600-THD-90	615 176 116 0	600	300	0.4	0.83	1.83	206	8.11	9.5	20	1/4
C	DR450-T3000-THD-90	615 176 176 0	3000	450	0.6	0.8	1.76	191.5	7.54	14	30	1/4
C	DR450-T1800-THD-90	615 176 175 0	1800	450	0.6	0.8	1.76	191.5	7.54	14	30	1/4
C	DR450-T1000-THD-90	615 176 174 0	1000	450	0.6	0.89	1.96	205.5	8.09	14	30	1/4
C	DR450-T650-THD-90	615 176 173 0	650	450	0.6	0.89	1.96	205.5	8.09	14	30	1/4
90° - KEY CHUCK Max capacity: 8mm (5/16")												
B	DR300-T2000-SHD-90	615 176 113 0	2000	300	0.4	0.86	1.89	189.5	7.46	9.5	20	1/4
B	DR300-T900-SHD-90	615 176 114 0	900	300	0.4	0.96	2.11	206	8.11	9.5	20	1/4
B	DR300-T600-SHD-90	615 176 117 0	600	300	0.4	0.96	2.11	206	8.11	9.5	20	1/4
D	DR450-T3000-SHD-90	615 176 180 0	3000	450	0.6	0.92	2.03	191.5	7.54	14	30	1/4
D	DR450-T1800-SHD-90	615 176 179 0	1800	450	0.6	0.92	2.03	191.5	7.54	14	30	1/4
D	DR450-T1000-SHD-90	615 176 178 0	1000	450	0.6	1.02	2.25	205.5	8.09	14	30	1/4
D	DR450-T650-SHD-90	615 176 177 0	650	450	0.6	1.02	2.25	205.5	8.09	14	30	1/4

All models: Air flow: Hose int. 6 mm (1/4")

Accessories for Angle Drills

Collet for Compact Angle Drills DR300-T5.. - Maximum capacity: 5 mm (3/16")



COLLET CAPACITY	PART NO.	COLLET CAPACITY	PART NO.	COLLET CAPACITY	PART NO.	COLLET CAPACITY	PART NO.	COLLET CAPACITY	PART NO.
ø 0.8mm	2152	ø 1.8mm	2252	ø 2.8mm	2352	ø 3.8mm	2452	ø 4.8mm	2552
ø 0.9mm	2162	ø 1.9mm	2262	ø 2.9mm	2362	ø 3.9mm	2462	ø 4.9mm	2562
ø 1.0mm	2172	ø 2.0mm	2272	ø 3.0mm	2372	ø 4.0mm	2472	ø 5.0mm	2572
ø 1.1mm	2182	ø 2.1mm	2282	ø 3.1mm	2382	ø 4.1mm	2482	ø 1/16"	91442
ø 1.2mm	2192	ø 2.2mm	2292	ø 3.2mm	2392	ø 4.2mm	2492	ø 3/32"	91452
ø 1.3mm	2202	ø 2.3mm	2302	ø 3.3mm	2402	ø 4.3mm	2502	ø 1/8"	91462
ø 1.4mm	2212	ø 2.4mm	2312	ø 3.4mm	2412	ø 4.4mm	2512	ø 5/32"	91472
ø 1.5mm	2222	ø 2.5mm	2322	ø 3.5mm	2422	ø 4.5mm	2522	ø 11/64"	108172
ø 1.6mm	2232	ø 2.6mm	2332	ø 3.6mm	2432	ø 4.6mm	2532	ø 3/16"	91482
ø 1.7mm	2242	ø 2.7mm	2342	ø 3.7mm	2442	ø 4.7mm	2542		

Collet for Standard Angle Drills DR300-T6.. - Maximum capacity: 6.4 mm (1/4")



COLLET CAPACITY	PART NO.	COLLET CAPACITY	PART NO.	COLLET CAPACITY	PART NO.	COLLET CAPACITY	PART NO.
ø 1.6mm (1/16")	18922	ø 3.0mm	18992	ø 4.4mm (11/64")	19072	ø 5.8mm	19152
ø 1.8mm	18932	ø 3.2mm (1/8")	19002	ø 4.6mm	19082	ø 6.0mm (15/64")	19162
ø 2.0mm (5/64")	18942	ø 3.4mm	19022	ø 4.8mm (3/16")	19092	ø 6.2mm	19172
ø 2.2mm	18952	ø 3.6mm (9/64")	19032	ø 5.0mm	19102	ø 6.4mm (1/4")	19182
ø 2.4mm	18962	ø 3.8mm	19042	ø 5.2mm (13/64")	19122		
ø 2.6mm	18972	ø 4.0mm (5/32")	19052	ø 5.4mm	19132		
ø 2.8mm (7/64")	18982	ø 4.2mm	19062	ø 5.6mm (7/32")	19142		

Collet for Heavy Duty Angle Drills DR300-THD.. - Maximum capacity: 8 mm (5/16")



COLLET CAPACITY	PART NO.	COLLET CAPACITY	PART NO.	COLLET CAPACITY	PART NO.	COLLET CAPACITY	PART NO.
ø 2.4mm (3/32")	2592	ø 4.0mm (5/32")	2672	ø 5.6mm	2752	ø 7.2mm	2832
ø 2.6mm	2602	ø 4.2mm	2682	ø 5.8mm	2762	ø 7.4mm	2842
ø 2.8mm (7/64")	2612	ø 4.4mm	2692	ø 6.0mm	2772	ø 7.6mm	2852
ø 3.0mm	2622	ø 4.6mm	2702	ø 6.2mm	2782	ø 7.8mm	2862
ø 3.2mm (1/8")	2632	ø 4.8mm (3/16")	2712	ø 6.4 (1/4")	2792	ø 8.0mm (5/16")	2872
ø 3.4mm	2642	ø 5.0mm	2722	ø 6.6mm	2802		
ø 3.6mm (9/64")	2652	ø 5.2mm	2732	ø 6.8mm	2812		
ø 3.8mm	2662	ø 5.4mm	2742	ø 7.0mm	2822		

ACCESSORIES INCLUDED

ITEM	COMPACT DR300-T5..		STANDARD DR300-T6..		COMPACT DR300-S5		STANDARD DR300-S6		HEAVY DUTY DR300-THD		DR300-SHD
	COLLET SPINDLE		COLLET SPINDLE		1/4" X 28 SPINDLE		COLLET		COLLET		CHUCK
1	ø 4.8mm (3/16") capacity collet		2552								
2	ø 6.4mm (1/4") capacity collet		19182								
3	ø 8mm (5/16") capacity collet								2872		
4	Chuck threaded 3/8" UNF - cap 8mm (5/16") with key										205 053 013 3
.	Chuck key										410213
5	Safety lever		205 051 259 3	205 051 259 3	205 051 259 3	205 051 259 3	205 051 259 3	205 051 259 3	205 051 259 3	205 051 259 3	
	• Flat wrench 8-9.5mm		268263								
	• Flat wrenches 10mm		82623								

OTHER OPTIONAL ACCESSORIES

ITEM	DR300-T5.. DR300-S5..	DR300-T6.. DR300-S6..	DR300-THD..	DR300-SHD..
6	Inlet button with lever recess plugs		615 399 266 0	615 399 266 0
7	Short lever		205 050 299 3	205 050 299 3
8	Side handle			615 399 265 0
9	Kit silencer NPT		615 399 313 0	615 399 313 0
9	Kit silencer BSP		615 399 311 0	615 399 311 0
9	Kit Bumper		615 399 312 0	615 399 312 0





Pistol Grip Drills



■ Wide range of pistol drills with best in class power-to-weight ratio

■ How to make the right selection?

  1 Material drilled	 2 Diameter	 3 Tool power & speed	 4 Accessory for each application
---	---	--	---

■ Tool range

Our range covers a wide range of applications to answer all your requirements



Pistol Grip Drills



A
DR350 Series
350 W (0.5hp) / 550 to 20000 rpm



B
DR500 Series
500 W (0.68hp) / 400 to 18500 rpm



C
DR750 Series
750 W (1hp) / 400 to 20000 rpm



D

Color rings to identify your tools speed



Model	D		H	
	mm	in.	mm	in.
DR350-P..	35	1.38	135	5.3
DR500-P	36.5	1.44	135	5.3
DR750-P..	47	1.85	146	5.75

PIC REF	MODEL		MODEL		FREE SPEED	MOTOR POWER		STALL TORQUE		WEIGHT W/O CHUCK		LENGHT L	
		PART NUMBER		PART NUMBER		rpm	W	hp	Nm	in.lb	kg	lb	mm
DR350 - KEY CHUCK													
A	DR350-P20000-C8	205 147 252 4	DR350-P20000*	205 147 359 4	20000	350	0.5	0.6	5.3	0.49	1.1	120	4.72
A	DR350-P5500-C8	205 147 250 4	DR350-P5500*	205 147 358 4	5500	350	0.5	2.3	20.4	0.49	1.1	136	5.35
A	DR350-P4500-C8	205 147 382 4	DR350-P4500*	205 147 384 4	4500	350	0.5	2.7	23.9	0.49	1.1	136	5.35
A	DR350-P3000-C8	205 147 248 4	DR350-P3000*	205 147 357 4	3000	350	0.5	4.0	35.4	0.49	1.1	136	5.35
A	DR350-P2000-C8	205 147 246 4	DR350-P2000*	205 147 356 4	2000	350	0.5	5.4	47.8	0.49	1.1	136	5.35
A	DR350-P1000-C10	205 147 244 4	DR350-P1000*	205 147 355 4	1000	350	0.5	12.7	112.4	0.57	1.3	154	6.06
A	DR350-P550-C10	205 147 242 4	DR350-P550*	205 147 354 4	550	350	0.5	18.6	164.6	0.57	1.3	154	6.06

All models DR350: Air Flow: 9.5 l/s (20 cfm) - Air Inlet 1/4" - Hose int. 6 mm (1/4") / * Chuck spindle 3/8" x 24 UNF

DR500 - KEY CHUCK													
B	DR500-P18500-C8	205 147 676 4	DR500-P18500*	205 147 678 4	18500	500	0.68	1.0	8.85	0.56	1.2	141	5.55
B	DR500-P5800-C8	205 147 673 4	DR500-P5800*	205 147 675 4	5800	500	0.68	3.1	27.4	0.56	1.2	141	5.55
B	DR500-P4300-C8	205 147 670 4	DR500-P4300*	205 147 672 4	4300	500	0.68	4.2	37.2	0.56	1.2	141	5.55
B	DR500-P2700-C8	205 147 667 4	DR500-P2700*	205 147 669 4	2700	500	0.68	6.9	61.1	0.56	1.2	141	5.55
B	DR500-P1800-C10	205 147 664 4	DR500-P1800*	205 147 666 4	1800	500	0.68	9.9	87.6	0.64	1.4	155	6.1
B	DR500-P1400-C10	205 147 661 4	DR500-P1400*	205 147 663 4	1400	500	0.68	13.4	118.6	0.64	1.4	155	6.1
B	DR500-P1000-C10	205 147 658 4	DR500-P1000*	205 147 660 4	1000	500	0.68	18.0	159	0.64	1.4	155	6.1
B	DR500-P600-C13	205 147 655 4	DR500-P600*	205 147 657 4	600	500	0.68	28.7	254	0.64	1.4	155	6.1
B	DR500-P400-C13	205 147 652 4	DR500-P400*	205 147 654 4	400	500	0.68	46.0	407	0.64	1.4	155	6.1

All models DR500: Air Flow: 14 l/s (30 cfm) - Air inlet: 1/4" - Hose int. 10 mm (3/8") / * Chuck spindle 3/8" x 24 UNF

DR750 - KEY CHUCK													
C	DR750-P20000-C8	205 146 659 4	DR750-P20000*	205 147 458 4	20000	750	1	1.6	14.2	0.9	2.0	152	5.98
C	DR750-P6000-C8	1465124	DR750-P6000*	205 147 417 4	6000	750	1	5.3	46.9	0.9	2.0	152	5.98
C	DR750-P4100-C8	1465114	DR750-P4100*	205 147 456 4	4100	750	1	7.1	62.8	0.9	2.0	152	5.98
C	DR750-P3300-C10	1465104	DR750-P3300*	205 147 455 4	3300	750	1	9.6	85.0	0.9	2.0	152	5.98
C	DR750-P2700-C10	1465094	DR750-P2700*	205 147 416 4	2700	750	1	11.1	98.2	0.9	2.0	152	5.98
C	DR750-P1300-C10	1465084	DR750-P1300*	205 147 415 4	1300	750	1	23.9	211	1.15	2.5	184	7.24
C	DR750-P750-C13	1465074	DR750-P750**	205 147 452 4	750	750	1	41.0	363	1.15	2.5	184	7.24
C	DR750-P400-C13	205 146 658 4	DR750-P400**	205 147 451 4	400	750	1	55.0	487	1.15	2.5	184	7.24

DR750 - JACOBS TAPER 1 SPINDLE - WITHOUT CHUCK													
D			DR750-P20000-JT1	205 146 667 4	20000	750	1	1.6	14.2	0.9	2.0	152	5.98
D			DR750-P6000-JT1	205 146 666 4	6000	750	1	5.3	46.9	0.9	2.0	152	5.98
D			DR750-P3300-JT1	205 146 664 4	3300	750	1	9.6	85.0	0.9	2.0	152	5.98
D			DR750-P2700-JT1	205 146 663 4	2700	750	1	11.1	98.2	0.9	2.0	152	5.98
D			DR750-P1300-JT1	205 146 662 4	1300	750	1	23.9	211	1.15	2.5	184	7.24
D			DR750-P750-JT1	205 146 661 4	750	750	1	41.0	363	1.15	2.5	184	7.24
D			DR750-P400-JT1	205 146 660 4	400	750	1	55.0	487	1.15	2.5	184	7.24

All models DR750: Air Flow: 14 l/s (30 cfm) - Air inlet: 1/4" - Hose int. 10 mm (3/8") / Chuck spindle: * 3/8" x 24 UNF / **1/2" x 20 UNF

CHUCK SELECTION GUIDE FOR DR300-T... / DR350-P... / DR500-P... / DR750-P.

CHUCK PART NO.	CHUCK MOUNT	CHUCK CAPACITY		DIMENSIONS				WEIGHT		PART NO. KEY	DR3...P...C8	DR3...P...C10	DR500-P...C13	DR750-P..
		mm	in.	D1		L1		g	lb		DR500-P...C8	DR500-P...C10	DR750-P...C13	JT1
205 055 272 3	3/8"-24	0.5 - 6.5	1/4	29.3	1.15	42.5	1.67	121	0.27	29182	O	O	O	
205 053 013 3	3/8"-24	0.5 - 8	5/16	29.3	1.15	42.5	1.67	120	0.26	410213	L			
205 052 954 3	3/8"-24	1 - 10	3/8	37	1.46	49.5	1.95	204	0.45	29232		L		
473113	3/8"-24	1.5 - 13	1/2	42	1.67	59	2.32	371	0.82	895 101 145 3			L	
29142	1/2"-20	1.5 - 13	1/2	42	1.67	59	2.32	362	0.80	895 101 145 3			L	
29492	1JT	0.5 - 6.5	1/4	29.3	1.15	42.5	1.67	112	0.25	29182				O
29042	1JT	0.8 - 10	3/8	34.5	1.36	48	1.89	231	0.51	29232				O
34752	2JT	1 - 10	3/8	42	1.67	61.5	2.4	386	0.85	895 101 145 3				O*
34332	2JT	1 - 13	1/2	50	1.97	67.5	2.66	900	1.98					O*
473433	3/8"-24	0 - 8	5/16	32	1.26	61.5	2.4	285	0.63		O	O		
473423	3/8"-24	0.5 - 10	3/8	35.8	1.4	66	2.6	390	0.86			O		
205 047 819 3	3/8"-24	1 - 13	1/2	40	1.58	76.3	3	559	1.23				O	
205 056 060 3	1/2"-20	1 - 13	1/2	40	1.58	76.3	3	548	1.21				O	
524.09	1JT	0 - 6.5	1/4	32	1.26	59.5	2.34	284	0.62					O
524.15	1JT	0.5 - 10	3/8	35.8	1.4	66	2.6	390	0.86					O
524.10	2JT	0.5 - 10	3/8	40	1.58	87.5	3.4	636	1.4					O*
524.16	2JT	1 - 13	1/2	46	1.8	91	3.6	904	1.99					O*

* To use 2JT chuck on DR750, add adaptor P.N. 12243

	INCLUDED WITH THE TOOL
O	OPTIONAL ACCESSORIES

ACCESSORIES INCLUDED		DR350-P...C8 DR500-P...C8 DR750-P...C8.	DR350-P...C10 DR500-P...C10 DR750-P...C10	DR500-P...C13 DR750-P...C13
1	Chuck guard for DR350-P...C	205 049 275 3		
1	Chuck guard for DR500-P...C	205 049 486 3		
1	Chuck guard for DR750-P...C8 & C10	473143	473143	
2	Side handle for DR350-P550 & P1000	205 049 446 3	205 049 446 3	
2	Side handle for DR500-P400 to P1800		205 053 102 3	205 053 102 3
2	Side handle for DR750-P	473173	473173	473173
3	Suspension bail for DR750-P	473153	473153	473153
With DR300/350/450/500				
4	Set of color plastic rings	615 399 250 0		



OTHER OPTIONAL ACCESSORIES

ITEM	DR350-P...	DR500-P...	DR750-P...	DR750-P...JT1 MOUNT
•	Chuck guard for DR750-P...JT1 with chuck key - cap 6.5mm (1/4")			473143
2	205 049 446 3	205 053 102 3		
•	Adaptor - JT1 female to JT2 male (for DR750-P...JT1)			12243
•	Flat wrench, 12.7mm (1/2")			15533



Straight Grip Drills



A

DR300 Series
300 W (0.4hp) / 550 to 20000 rpm

PIC REF	MODEL	PART NUMBER	MODEL	PART NUMBER	FREE SPEED		MOTOR POWER		STALL TORQUE		WEIGHT W/O CHUCK		LENGHT W/O CHUCK	
					rpm		W	hp	Nm	in.lb	kg	lb	mm	in.
DR300 - KEY CHUCK					DR300 - WITHOUT CHUCK									
A	DR300-T20000-C8	615 176 065 0	DR300-T20000	615 176 064 0	20000	300	0.4	0.6	5.3	0.44	0.97	138	7.28	
A	DR300-T5500-C8	615 176 063 0	DR300-T5500	615 176 062 0	5500	300	0.4	2.3	20.4	0.49	1.08	167	6.57	
A	DR300-T4500-C8	615 176 061 0	DR300-T4500	615 176 060 0	4500	300	0.4	2.7	23.9	0.49	1.08	167	6.57	
A	DR300-T3000-C8	615 176 059 0	DR300-T3000	615 176 058 0	3000	300	0.4	4.0	35.4	0.49	1.08	167	6.57	
A	DR300-T2000-C8	615 176 057 0	DR300-T2000	615 176 056 0	2000	300	0.4	5.4	47.8	0.49	1.08	167	6.57	
A	DR300-T1000-C10	615 176 055 0	DR300-T1000	615 176 054 0	1000	300	0.4	12.7	112.4	0.60	1.32	184	7.24	
A	DR300-T550-C10	615 176 053 0	DR300-T550	615 176 052 0	550	300	0.4	18.6	164.6	0.60	1.32	184	7.24	

All models DR300: Air Flow: 9.5 l/s (20 cfm) - Air Inlet 1/4" - Hose int. 6 mm (1/4") / Chuck spindle 3/8" x 24 UNF

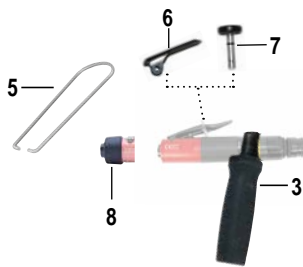


ACCESSORIES INCLUDED

ITEM	DR300-P...C8	DR300-P...C10
1 Keyed chuck 3/8" UNF - cap 8mm (5/16") (with key)	205 053 013 3	-
1 Keyed chuck 3/8" UNF - cap 10mm (3/8") (with key)	-	205 052 954 3
• Chuck key	410213	29232
2 Chuck guard for DR300-P...C8	615 049 275 3	-
3 Side handle for DR300-T..C10	-	205 049 446 3
4 Safety lever for DR300-T..	205 050 288 3	205 050 288 3
• Exhaust hose for DR300-T...	205 051 259 3	205 051 259 3



DESCRIPTION	PART NO.
DR300 Set of color plastic rings	615 399 250 0



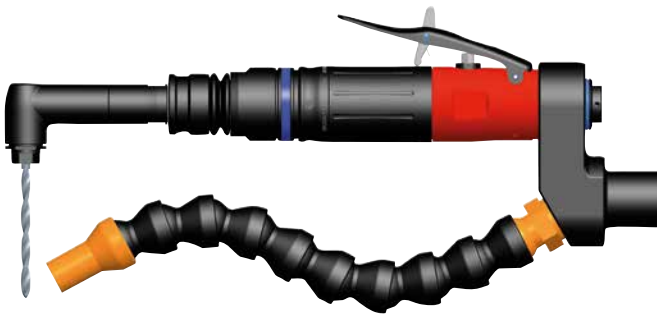
OPTIONAL ACCESSORIES

ITEM	DR300
3 Side handle for DR300	615 399 265 0
5 Suspension Bail	280893
6 Short lever	205 050 299 3
7 Kit inlet button	615 399 266 0
8 Kit silencer NPT	615 399 313 0
8 Kit silencer BSP	615 399 311 0
8 Kit Bumper	615 399 312 0

Vacuum & Color Identification



- Efficient Vacuum system to collect harmful drilling dust & burrs
- Easy adaptation to standard tool
- Easy to use
- Available both for DR350 & DR500
- 2 shroud sizes 20 & 40mm



Available on pistol version



Color rings to identify your tools speed



DESCRIPTION	PART NO.
DR300 Set of color plastic rings	615 399 250 0

Controlled drilling

Manual drilling unit

For a better control of your drilling operations, the Manual Drilling Unit offers controlled feed through a pneumatic piston.

Customizable, you can choose to add a cycle counter, specific tripods and vacuum to suit your application.

Press the trigger, the feed is controlled via the piston and hydraulic control unit. No need to push, reduced risk of delamination in composite.

Run your cycle, when you release the trigger, your drill bit will retract automatically.



- Air flow 1,4 l/s (30 cfm)
- Air inlet 1/4"
- Hose int: 10 mm (3/8")
- Shank diameter : 2.4-9.5 mm
- Internal threaded output (1/2"-20 UNF)
- Vibration level (m/s²): <2,5
- Sound pressure level (dBA): 75

*Some parts (Bushings, tripods) will be specific to your application
Please contact your local Desoutter representative for support*

Options



Cycle counter
(cutter and tool)



Customizable tripod
and bushing



Vacuum



Side Lubrication

Back spot facing applications




We can offer a solution for back spot facing applications, based on the Manual Drilling Unit module.

Controlled drilling



- Full range of solutions for composite drilling applications
- Avoid quality issues with thrust limitation device, which eliminates:
 - Composite delamination
 - Breakout burrs
 - Excessive wear on cutters
 - Operator dependence
- Easily adaptable to standard Desoutter pistol & straight drills
- Fully customizable (bushing, Vacuum...)
- Easy cutter change



Adjustable thrust limitation force
Option: activation of thrust limitation only at exit point

Several stroke options,
for different material stack
thicknesses

Nylon Protective Tripod Feet
Protects drilling surface

Wide range of tools,
shapes and speeds
Easy adaptation to
Desoutter drill range

Rotating Tripod Foot
Ensures perpendicularity

Guided Drill Bushing
Ensures perfect Run-Out

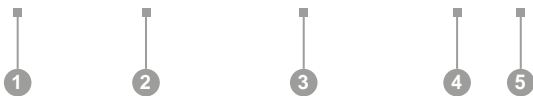


Easy nose disassembly for
cutter replacement

Rotating Vacuum Shroud
Keeps working area
clean and safe

How to order:

DR500-P18500 - STR25 – 4.5 NVT



1 Tool power & ergonomics
Pistol tools: see page 22
DR350: 350W (0,5hp)
DR500: 500W (0,68hp)
Straight tools: see page 22
DR300: 300W (0,4hp)
DR450: 450W (0,6hp)

2 Tool Speed

3 HCU Unit Stroke
STR25: 25mm (1")
STR37 : 37mm (1.5")

* More strokes available on demand

4 Cutter size
Collets Series 200

DESCRIPTION	PART NO.
Collet Ø2.4 to 3.2mm	615 526 061 0
Collet Ø3.2 to 4mm	615 526 151 0
Collet Ø3.7 to 4.5mm	615 526 152 0
Collet Ø4.2 to 5mm	615 526 153 0
Collet Ø 5.2 to 6mm	615 526 062 0
Collet Ø7.2 to 8mm	615 526 064 0
Collet Ø 8.7 to 9.5mm	615 526 065 0
Collet Ø1/4" (Ø5.55 to 6.35mm)	615 526 063 0

5 Nose type
N: No tripod
V: Vacuum
T: Tripod

Tappers



A
T500 Series
0.5kW (0.68hp) / 400 & 600 rpm




B
T450 Series
0.5kW (0.68hp) / 400 & 600 rpm

PIC REF	MODEL	PART NUMBER	FREE SPEED	REVERSE SPEED	MOTOR POWER		MAX. TAPPING TORQUE		WEIGHT		LENGTH		AIR FLOW		AIR INLET
					rpm	rpm	kW	hp	STEEL	ALUMINIUM	kg	lb	mm	in.	l/s

TAPPERS

A	T500-P400	205 147 995 4	400	800	0.5	0.68	M10	M12	0.64	1.4	263	10.35	14	30	1/4
A	T500-P600	205 147 996 4	600	1200	0.5	0.86	M10	M12	0.64	1.4	263	10.35	14	30	1/4
B	T450-T400	615 176 181 0	400	800	0.5	0.68	M10	M12	0.64	1.4	263	10.35	14	30	1/4
B	T450-T600	615 176 182 0	600	1200	0.5	0.86	M10	M12	0.64	1.4	263	10.35	14	30	1/4

All models T500-P: Hose int. 10 mm (3/8")



OPTIONAL ACCESSORIES

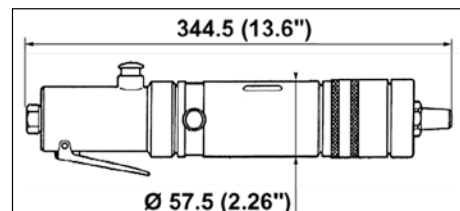
ITEM		PART NO.
1	Keyed chuck (1JT) - 0,8 to 10mm (3/8") (with key) T500-P400	29042
1	Keyed chuck (1JT) - 0,5 to 6,5mm (1/4") (with key) T500-P600	29492
	• Chuck key - T500-P400	29232
	• Chuck key - T500-P600	410213
2	Precision collet tap holder (including collet cap. M3 to M8)	29452
	• Collet capacity M3 to M7 (1/8" to 9/32")	29482
	• Collet capacity M4 to M8 (5/32" to 5/16")	29472
3	Collet capacity M6 to M12 (15/64" to 15/32")	97982
4	Tap Holder (1 JT)	69922
5	Quick Release Chuck (1 JT)	16852
6	Quick Release Tap Holder (1 JT)	69872

Collets for Tap Holders:

TAP SIZE		BA	SHANK DIA.	PART NO
mm	in.		mm	
M2.2 & M2.5		6 & 8	2.8	2612
M3	1/8	5	3.2	2632
M3.5		4	3.6	2652
M4			4.0	2672
M4.5		3	4.5	2702
M5	3/16	2	5.0	2722
M5.5	7/32	1	5.6	2752
M6	1/4	0	6.3	2792
M7	9/32		7.1	2832
M8 & M11	5/1 & 7/16		8.0	2872
M9 & M12	1/2		9.0	69882
M10	3/8		10.0	69892
*Wrench for Tap Holder collet nut				29443
*2mm A/F hexagon key for Tap Holder grub screws				206773



A
2H16 Series
Variable speed setting
90 to 500 rpm - 47 to 240 Nm



PIC REF	MODEL	PART NUMBER	LOW SPEED SETTING	HIGH SPEED SETTING	MAX. TAPPING TORQUE		WEIGHT		AIR FLOW		AIR INLET
					LOW SPEED	HIGH SPEED	kg	lb	l/s	cfm	in.

TAPPERS

A	2H16-L-160/500-B18	1434264	160	500	140	103	47	34.7	3.1	6.8	15.6	33	3/8
A	2H16-L-90/250-B18	1434344	90	250	240	177	90	66.4	3.1	6.8	15.6	33	3/8

All models 2H16-L: Hose int. 10mm (3/8")

Deburring tools & Rivet Shaver



A
C27-LX-1450
 1450 rpm
 Collet size 6,4mm (1/4")



C
C27-LX300/400-T6-90 - BRB
 300-400 rpm
 Collet size 6,4mm (1/4")



E
RS450 Series
 18500 rpm



B
C27-LX300-T6-45 - BRB
 300 rpm
 Collet size 6,4mm (1/4")



D
C27-LX300-QR - BRB
 300 rpm
 Collet size 6,4mm (1/4")



F
RS500 Series
 18500 rpm



***BRB**
 Button + Rear Bumper
 available as well as accessory

PIC REF	MODEL	PART NUMBER	FREE SPEED	COLLET SIZE	MAXIMUM CUTTER DIA.		WEIGHT		LENGTH		AIR FLOW		AIR INLET	HOSE INT. Ø	
					rpm	mm	mm	in.	kg	lb	mm	in.	l/s	cfm	in.
HOLE DEBURRING TOOLS															
A	C27-LX-1450	615 176 115 0	1450	6.4 (1/4")*	-	-	0.68	1.5	220.5	8.68	9.5	20	1/4	6	1/4
B	C27-LX300-T6-45 - BRB*	615 176 126 0	300	6.4 (1/4")*	-	-	0.82	1.81	291.5	11.48	8	17	1/4	6	1/4
C	C27-LX300-T6-90 - BRB*	615 176 128 0	300	6.4 (1/4")*	-	-	0.82	1.81	291.5	11.48	8	17	1/4	6	1/4
C	C27-LX400-T6-90 - BRB*	615 176 127 0	400	6.4 (1/4")*	-	-	0.82	1.81	291.5	11.48	8	17	1/4	6	1/4
D	C27-LX300-QR - BRB*	615 176 129 0	300	6.4 (1/4")*	-	-	0.58	1.27	187	7.36	8	17	1/4	6	1/4
RIVET SHAVER															
E	RS450-T-18500 (1/4"UNF)	615 176 184 0	18500	1/4"-28 UNF	14.3	9/16	1.2	2.64	216	8.5	14	30	1/4		
E	RS450-T-18500 (1/4"WHIT)	615 176 183 0	18500	1/4"-26 WHIT	14.3	9/16	1.2	2.64	216	8.5	14	30	1/4		
F	RS500-P18500 (1/4"UNF)	205 148 129 4	18500	1/4"-28 UNF	14.3	9/16	1.2	2.64	216	8.5	14	30	1/4	10	3/8
F	RS500-P18500 (1/4"WHIT)	205 148 130 4	18500	1/4"-26 WHIT	14.3	9/16	1.2	2.64	216	8.5	14	30	1/4	10	3/8

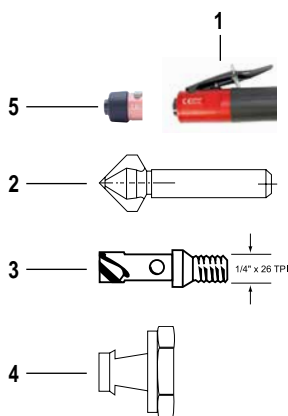
*: If speed adjustment is needed, you can do it with flow regulator PN LC121737

ACCESSORIES INCLUDED

ITEM	C27-LX	RS500
• ø 6.4mm (1/4") capacity collet	615 526 063 0	
1 Safety lever	205 050 288 3	
2 Cutter (90° point) – 10mm dia	91572	
3 Cutter – carbide tipped (11.1mm 7/16" dia)		70602
4 Cutter Guard		18822
• Wrench 19A/F	615 801 005 0	
• Collet Spindle Wrench	615 801 076 0	15533
• Cutter Guard Wrench		38873

OPTIONAL ACCESSORIES

ITEM	RS500
3 Cutter – carbide tipped ø6.4mm (ø1/4")	70572
3 Cutter – carbide tipped ø7.9mm (ø5/16")	70582
3 Cutter – carbide tipped ø9.5mm (ø3/8")	70592
3 Cutter – carbide tipped ø12.7mm (ø1/2")	70622
4 Cutter Guard ø6.4mm (ø1/4")	18782
4 Cutter Guard ø7.9mm (ø5/16")	18792
4 Cutter Guard ø9.5mm (ø3/8")	18802
4 Cutter Guard ø12.7mm (ø1/2")	18832
4 Cutter Guard ø14.3mm (ø9/16")	18842
5 Kit silencer NPT	615 399 313 0
5 Kit silencer BSP	615 399 311 0
5 Kit Bumper	615 399 312 0



Rack Feed Drills

- The Rack Feed Drill is a semi-fixtured (nose mounted) portable drilling unit, utilising a manual feed through an integral "rack and pinion" mechanism to accommodate the approach drilling and retract cycles. This provides the user with complete control of the feed rate during drilling and allows the user to "feel" the feed rate required. Versatile and flexible, especially when drilling laminates and sandwich materials.

- RFD is suitable for drilling/reaming various materials used in the Aerospace industries e.g. Inconel, Titanium, Steel, Aluminium and Composites.



■ **RFD-100**
 Speed range 60 to 2800 rpm
 102mm (4") adjustable stroke
 13mm (1/2") chuck capacity

■ **RFDT-125**
 Speed range 60 to 800 rpm
 127mm (5") adjustable stroke
 No. 2 Morse taper spindle



For a Vacuum Kit option, please contact your local Desoutter representative

How to select your tool?

- 1 Select material
- 2 Select hole size
- 3 Select tool

RFD Selection

DRILL Ø	TOOL TYPE - RPM			
	Inconel	1 Titanium	Mild Steel	Aluminium
3mm - 1/8"	RFD(T)-330/500	RFD(T)-500	RFD-2800	RFD-2800
5mm - 3/16"	RFD(T)-140/330	RFD(T)-330/500	RFD-1850	RFD-2800
6mm - 1/4"	RFD(T)-140	RFD(T)-140/330	RFD(T)-800	RFD-1850
8mm - 5/16"	RFD(T)-140	RFD(T)-140/330	RFD(T)-800	RFD(T)-800
10mm - 3/8" 2	RFD(T)-85/140	RFD(T)-140 3	RFD(T)-800	RFD(T)-800
13mm - 1/2"	RFD(T)-60/85	RFD(T)-85/140	RFD(T)-500	RFD(T)-800
16mm - 5/8"		RFD(T)-85/140	RFD(T)-330	RFD(T)-800
19mm - 3/4"		RFD(T)-60/85	RFD(T)-85/140	RFD(T)-330/500
25mm - 1"			RFD(T)-60/85	RFD(T)-140/330

Use selection data as a guide only

MODEL	PART NUMBER	FREE SPEED	MAX STROKE		OUTPUT SPINDLE	CHUCK SPINDLE	LENGTH		WEIGHT		AIR FLOW		AIR INLET
			mm	in.			mm	in.	kg	lb	l/s	cfm	
RFD													
RFD-100-2800	681214	2800	102	4		1/2-20 UNF	652	25.67	3.9	8.6	11.8	25	1/4
RFD-100-1850	681394	1850	102	4		1/2-20 UNF	652	25.67	3.9	8.6	11.8	25	1/4
RFD-100-800	680084	800	102	4	Chuck	5/8-16 UNF	652	25.67	3.9	8.6	11.8	25	1/4
RFD-100-500	680164	500	102	4	13mm	5/8-16 UNF	652	25.67	3.9	8.6	11.8	25	1/4
RFD-100-330	680244	330	102	4	(1/2")	5/8-16 UNF	652	25.67	3.9	8.6	11.8	25	1/4
RFD-100-140	1457364	140	102	4	capacity	5/8-16 UNF	652	25.67	3.9	8.6	11.8	25	1/4
RFD-100-85	1457374	85	102	4		5/8-16 UNF	652	25.67	3.9	8.6	11.8	25	1/4
RFD-100-60	1457384	60	102	4		5/8-16 UNF	652	25.67	3.9	8.6	11.8	25	1/4
RFDT													
RFDT-125-800	1445654	800	127	5			764	30.08	5.5	12.1	11.8	25	1/4
RFDT-125-500	1445664	500	127	5	No. 2		764	30.08	5.5	12.1	11.8	25	1/4
RFDT-125-330	1445674	330	127	5	Morse		764	30.08	5.5	12.1	11.8	25	1/4
RFDT-125-140	1445504	140	127	5	Taper		764	30.08	5.5	12.1	11.8	25	1/4
RFDT-125-85	1445514	85	127	5			764	30.08	5.5	12.1	11.8	25	1/4
RFDT-125-60	1445524	60	127	5			764	30.08	5.5	12.1	11.8	25	1/4

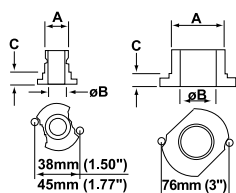
All models: Hose int. 10 mm (3/8")

ACCESSORIES INCLUDED

	PART NUMBER	
	RFD	RFDT
• Chuck with key capacity 13mm (5/8"x16)	29122	-
• Chuck with key capacity 13mm (1/2")	29142	-
• Extended Nose (1" x 14 LH nose thread)	251043	-
• Bayonet Plate – 45mm (1.77") centres	251063	-
• Bayonet Plate – 76mm (2.99") centres	-	35223

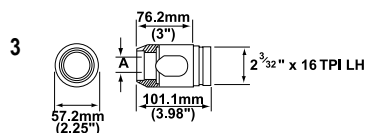
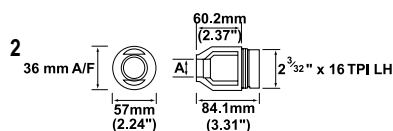
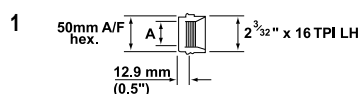
OPTIONAL ACCESSORIES

For more details on the following Part Numbers, please contact your local Desoutter representative



Bayonet Plates

	A	Ø B	C
Locating centres – 38mm (1.50")	3/4" x 16 (LH)	14.2mm (0.559")	9.5mm (3/8")
Locating centres – 45mm (1.77")	1" x 14 (LH)	19.05mm (3/4")	9.5mm (3/8")
Locating centres – 45mm (1.77")	11/8" x 20 (LH)	19.05mm (3/4")	9.5mm (3/8")
Locating centres – 76mm (2.99")	23/32" x 16 (LH)	38.1mm (1.150")	12.7mm (1/2")

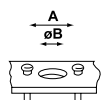
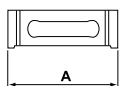


Nose Attachments

NOSE TYPE	TO SUIT BAYONET PLATE CENTRES	THREAD 'A'
1	38mm (1.50")	3/4" x 16 (LH)
2	38mm (1.50")	3/4" x 16 (LH)
2	45mm (1.77")	1" x 14 (LH)
3	-	1-1/4" x 12 (LH)
3	-	1-1/4" x 12 (LH)
3	-	2" x 16 (LH)

Extension Tubes

NOMINAL STROKE AVAILABLE TO DRILL	LENGTH 'A'
• 80mm (3.15")	170mm (6.69")



Jig Plates

CENTRE "A"
38mm (1.50")
45mm (1.77")

Drill bushes

ATTACHMENT	"Ø B"
ø 14.2mm	Ø 10 to 14mm
ø 19.05mm	Ø 10 to 18mm
ø 38.01mm	Ø 22 to 35mm

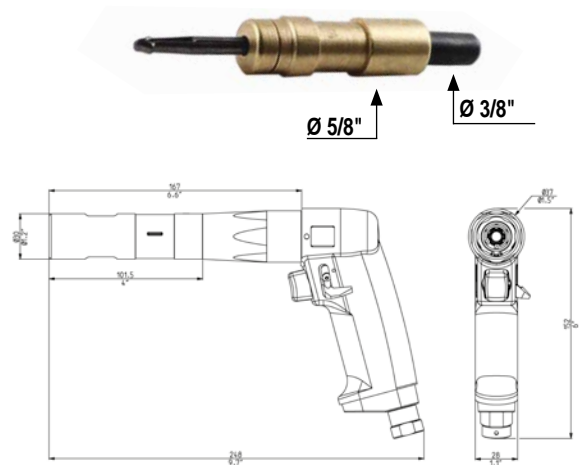
For dimension 'ØB' please ask for details of our range of drill bushes

Cylindrical temporary Fasteners

This range of products is dedicated to the cylindrical Monogram fasteners Cleco 3/8" (CSX and CBX types)



Speedrunner series



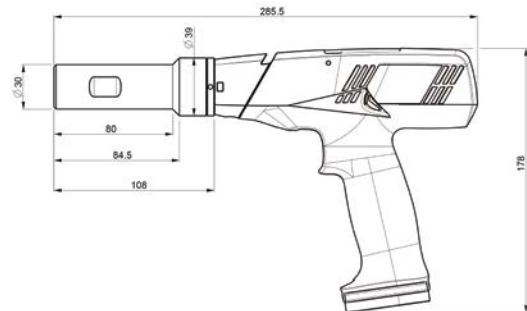
MODEL	PART NUMBER	FREE SPEED	REVERSE SPEED	TORQUE RANGE		FITTED SPRING		WEIGHT		AIR INLET
		rpm	rpm	Nm	in.lb	Nm	in.lb	kg	lbs	
SR-P1100-M3/8	615 180 007 0	1100		0.4 - 4.3	3.5 - 38.1	0.4 - 2.1	3.5 - 18.6	1	2.2	1/8" BSP
SR-P2300-M3/8	615 180 008 0	2300		0.4 - 2.1	3.5 - 18.6	0.4 - 2.1	3.5 - 18.6	1	2.2	1/8" BSP

Noise level : 73 db(A)

Vibration level <2.5 m/s²



E-Lit runner series



MODEL	TORQUE RANGE		ROTATIONAL SPEED	WEIGHT WITHOUT BATTERY		VOLTAGE
	Nm	in.lb	rpm	kg	lb	
ER-2.5-1550-P	0.4-2.5	0.3-1.8	500-1550	1.1	1.76	18
ER-6-1000-P	0.8-6	0.6-4.4	300-1000	1.1	1.76	18
ER-8-800-P	1.5-8	1.1-5.9	300-765	1.1	1.76	18
ER-12-600-P	3-12	2.2-8.8	250-570	1.1	1.76	18

How to order?

Please contact your local Desoutter representative with the required Model Number

Lisi® temporary Fasteners

This range of products is dedicated to Lisi® Fasteners

If your fastener doesn't appear in this list, please contact your local Desoutter representative



How to order:

1 Select your fastener serie

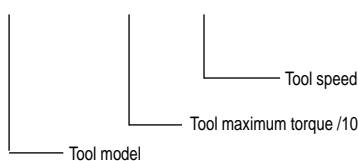
2 Select your fool type

3 Contact your Desoutter representative with

- Nose name
- Tool type

LISI SERIE	FASTENER PIC	NOSE NAME	PNEUMATIC TOOLS			BATTERY TOOLS	
			PISTOL	T-SHAPE	ANGLE HEAD	PISTOL 2	ANGLE HEAD
Series 26		26-H9-H12	SDP035-T2100 SCBP043-T1100	SDT035-T2200 SCP043-T1100	SC043-L950	ELS6-1000-P	ELS7-880-A
Series 27		27-H9-H12	SDP035-T2100 SCBP043-T1100	SDT035-T2200 SCP043-T1100	SC043-L950	ELS6-1000-P	ELS7-880-A
Series 28 1		28-H9-H12	SCBP043-T1100	SCP043-T1100	SC043-L950	ELS6-1000-P 3	ELS7-880-A
Series 29		29-H9-H12				ELS2.5-1550 0.2	
Series 30		30-H10-H12	SCBP043-T1100	SCP043-T1100	SC043-L950	ELS6-1000-P	ELS15-880-A
Series 31		31-H9-H10	SDP100-T780	SDT100-T820	SD095-LB800	ELS 12-400	ELS15-480
Series 32		32-D10-H12	SDP100-T780	SDT100-T820	SD095-LB800	ELS 12-400	ELS15-480
Series 41		41-H10-H12	SCBP043-T1100	SCP043-T1100	SC043-L950	ELS 6-1000-P	ELS 7-880-A
Series 42		42-D10-H12	SCBP043-T1100	SCP043-T1100	SC043-L950	ELS 6-1000-P	ELS 7-880-A
Series 42S		42S-D10-H12	SDP100-T780	SDT100-T820	SD095-LB800	ELS 12-400	ELS 15-480
Series 43		43-H10-H12	SCBP043-T1100	SCP043-T1100	SC043-L950	ELS 6-1000-P	ELS 7-880-A
Series 44		44-D9.5-H12	SCBP043-T1100	SCP043-T1100	SC043-L950	ELS 6-1000-P	ELS 7-880-A
Series 44H		44H-H10-H12	SCBP047-T550	SCP047-T550 SDT055-T1470	SC047-L500	ELS 6-1000-P	ELS 7-880-A

Tool definition SCBP 043-T1100



SDP series



SCP series



SD series



E-Lit series



E-Lit angle head



SCBP series



SDT series



SC series

Contact your local Desoutter representative who will make sure we offer you the right solution

airtoolservices.co.uk | sales@airtoolservices.co.uk | 01772 557700

Compression Tools



SQUEEZERS

- Wide range of Alligator Jaws & C-Yokes tools.
- Excellent power-to-weight ratio.
- Fast and slow approach.
- Robust and reliable design.

How to select the right tool?



1

Rivet

Material
Diameter



2

Application

Accessibility
Customer specification



3

Select tool

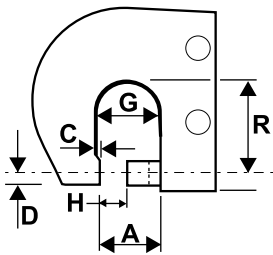
Power required
C-Yoke or Alligator
Gap & Reach figures



4

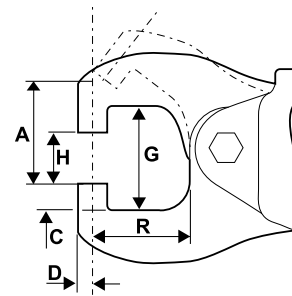
Select Rivet set & shims

Rivet set shank
Rivet set type
Rivet set length



Jaw and Yoke Terminology:
(rivet sets are not in place
in this illustration)

- A Throat gap
- C Anvil work clearance
- D Lower offset
- G Total yoke gap
- H Closed height
- R Reach




C YOKE MODEL	A		C		D		G		H		R		
	mm	in.	mm	in.	mm	in.	mm	in.	mm	in.	mm	in.	
CP0214CELEL	32	1-1/4	-	-	5	3/16	32	1-1/4	17.5	11/16	38	1-1/2	
CP0214FALEL	32	1-1/4	-	-	5	3/16	32	1-1/4	17.5	11/16	38	1-1/2	
CP0214SETEL	32	1-1/4	-	-	6.4	1/4	32	1-1/4	17.5	11/16	38	1-1/2	
CP0214KETEL	32	1-1/4	-	-	6.4	1/4	32	1-1/4	17.5	11/16	38	1-1/2	
CP0351CUDEL	39	1-17/32	-	-	5.5	7/32	29	1-5/32	20	25/32	54	2-1/8	
CP0351FUDEL	39	1-17/32	-	-	5.5	7/32	29	1-5/32	20	25/32	54	2-1/8	
CP0341CUDEL	57	2-1/4	3	1/8	9	11/32	70	2-3/4	25	1	54	2-1/8	
CP0214FAXEL	44	1-3/4	-	-	5	3/16	44	1-3/4	17.5	11/16	50.8	2.5	
CP0214FAREL-5	36	1,417	-	-	8	0,313	36	1,417	17/20	0,669	10,787	50	1,969
CP0214 CEREL-5	36	1,417	-	-	8	0,313	36	1,417	17/20	0,669	10,787	50	1,969

ALLIGATOR MODEL	A		D		G		H		R	
	mm	in.	mm	in.	mm	in.	mm	in.	mm	in.
CP0214ANGEL	54	2-1/8	5.5	7/32	54	2-1/8	22	7/8	76	3
CP0214ENGEL	54	2-1/8	5.5	7/32	54	2-1/8	22	7/8	76	3
CP0214ANFEL	48	1-7/8	5.5	7/32	54	2-1/8	22	7/8	57	2-1/4
CP0214ENFEL	48	1-7/8	5.5	7/32	54	2-1/8	22	7/8	57	2-1/4
CP0214ENCCEL-5	48	1-7/8	5.5	7/32	54	2-1/8	22	7/8	57	2-1/4
CP0214ANBEL	38	1-1/2	5.5	7/32	41	1-5/8	22	7/8	38	1-1/2
CP0214ENBEL	38	1-1/2	5.5	7/32	41	1-5/8	22	7/8	38	1-1/2
CP0351ASVEL	62	2-7/16	5.5	7/32	56	2-3/16	19	3/4	232	9-1/8
CP0351ESVEL	62	2-7/16	5.5	7/32	56	2-3/16	19	3/4	232	9-1/8
CP0351ESREL	81	3-3/16	5.5	7/32	51	2	38	1-1/2	178	7
CP0351ASKEL	57	2-1/4	5.5	7/32	41	1-5/8	22	7/8	127	5
CP0351ESKEL	57	2-1/4	5.5	7/32	41	1-5/8	22	7/8	127	5
CP0351ASGEL	38	1-1/2	5.5	7/32	41	1-5/8	22	7/8	73	2-7/8
CP0351ESGEL	38	1-1/2	5.5	7/32	41	1-5/8	22	7/8	73	2-7/8

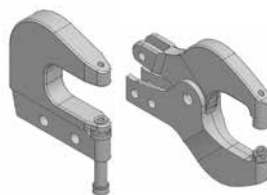
Riveting Compression Tools



A



B



New available adjustable rivet set holders for C-Yoke & Alligator tools. Comes with 5mm rivet set shank. Search for the "-5" tools in the list below.



C



D



E

CP0214

CP0351

CP0341 - Pneumatic TM → Full power through the full stroke

PIC REF	MODEL	PART NUMBER	CAPACITY				MAX FORCE		MOVING PLUNGER				STANDARD YOKE DIMENSIONS				LENGTH		WEIGHT	
			LIGHT		HARD		(90 PSI/ 6.2 BAR)		MAX TRAVEL		FINAL PART OF STROKE AT MAX. FORCE		REACH R		CLOSED HEIGHT H		mm	in.	kg	lb
			mm	in.	mm	in.	kN	lb	mm	in.	mm	in.	mm	in.	mm	in.	mm	in.	kg	lb

C-YOKE (single cylinder)

A	CP0214CELEL*	T012344	3.2	1/8	2.4	3/32	13.35	3,000	14.3	9/16	1.3	0.050	38.1	1-1/2	17.5	11/16	262	10.3	2.0	4.41
A	CP0214CEREL-5	6151710160	3.2	1/8	2.4	3/32	13.35	3,000	14.3	9/16	1.3	0.050	50	1,969	17/20	0,669/0,787	262	10.3	2.0	4.41
	CP0214CENEL	T018677	Same power unit as above without yoke																	
B	CP0351CUDEL*	T008955	4.8	3/16	4.0	5/32	26.70	6,000	14.3	9/16	3.2	0.125	54	2-1/8	19.8	25/32	445	17.5	5.7	12.6
	CP0351CUNEL	T007772	Same power unit as above without yoke																	

C-YOKE (tandem cylinder)

A	CP0214FALEL*	T013152	4.8	3/16	4.0	5/32	26.70	6,000	14.3	9/16	1.6	0.063	38.1	1-1/2	17.5	11/16	356	14	2.5	5.5
A	CP0214FAREL-5	6151710150	4.8	3/16	4.0	5/32	26.70	6,000	14.3	9/16	1.6	0.063	50	1,969	17/20	0,669/0,787	356	14	2.5	5.5
A	CP0214FAXEL*	T022528	4.8	3/16	4.0	5/32	26.70	6,000	14.3	9/16	1.6	0.063	50.8	2.5	17.5	11/16	366	14.4	2.6	5.7
	CP0214FANEL	T018430	Same power unit as above without yoke																	
A	CP0214KETEL**	T023475	4.8	3/16	4.0	5/32	26.70	6,000	14.3	9/16	1.6	0.063	38.1	1-1/2	17.5	11/16	356	14	2.5	5.5
B	CP0351FUDEL*	T012608	6.4	1/4	5.6	7/32	53.40	12,000	14.3	9/16	3.2	0.125	54	2-1/8	19.8	25/32	552	21.7	6.9	15.2

ALLIGATOR (single cylinder)

C	CP0214ANBEL*	T012343	3.2	1/8	2.4	3/32	13.35	3,000	15.9	5/8	1.3	0.050	38.1	1-1/2	22.2	7/8	233	9.17	1.7	3.75
C	CP0214ANFEL*	T018671	2.4	3/32	2.4	3/32	9.79	2,200	22.2	7/8	2.4	0.094	57.1	2-1/4	22.2	7/8	254	10	1.9	4.18
C	CP0214ANGEL*	T018672	2.4	3/32	1.6	1/16	8.01	1,800	31.8	1-1/4	1.4	0.056	76.2	3	22.2	7/8	273	10.7	2.0	4.41
	CP0214ANPEL	T019138	Same power unit as above without yoke																	
D	CP0351ASGEL*	T007783	4.0	5/32	3.2	1/8	23.14	5,200	15.9	5/8	3.2	0.125	73	2-7/8	22.2	7/8	495	19.5	7.1	15.6
D	CP0351ASKEL*	T007773	3.2	1/8	2.4	3/32	15.13	3,400	34.0	1-3/8	4.8	0.188	127	5	22.2	7/8	549	21.6	9.0	19.8
D	CP0351ASVEL*	T009582	3.2	1/8	2.4	3/32	13.35	3,000	42.9	1-11/16	1.6	0.063	232	9-1/8	19.1	3/4	654	25.7	11.9	26.2

ALLIGATOR (tandem cylinder)

C	CP0214ENGEL*	T018164	3.2	1/8	2.4	3/32	15.13	3,400	31.8	1-1/4	2.6	0.104	76.2	3	22.2	7/8	343	13.5	2.5	5.51
C	CP0214ENFEL*	T018163	4.0	5/32	3.2	1/8	19.14	4,300	22.2	7/8	2.4	0.094	57.1	2-1/4	22.2	7/8	324	12.8	2.4	5.28
C	CP0214ENCCEL-5	6151710170	4.0	5/32	3.2	1/8	19.14	4,300	22.2	7/8	2.4	0.094	57.1	2-1/4	17.2/22.2	0.68/0.87	324	12.8	2.4	5.28
C	CP0214ENBEL*	T018678	4.8	3/16	4.0	5/32	26.70	6,000	15.9	5/8	1.6	0.063	38.1	1-1/2	22.2	7/8	303	11.9	2.2	4.85
D	CP0351ESKEL*	T012603	4.8	3/16	4.0	5/32	30.26	6,800	34.0	1-3/8	4.8	0.188	127	5	22.2	7/8	657	25.9	10.2	22.5
D	CP0351ESREL*	T012604	4.8	3/16	4.0	5/32	26.70	6,000	42.9	1-11/16	4.8	0.188	178	7	38.1	1-1/2	708	27.9	12.2	26.9
D	CP0351ESVEL*	T012605	4.8	3/16	4.0	5/32	26.70	6,000	42.9	1-11/16	1.6	0.063	232	9-1/8	19.1	3/4	762	30	13.2	29.1
D	CP0351ESGEL*	T012602	6.4	1/4	4.8	3/16	46.28	10,400	15.9	5/8	3.2	0.125	73	2-7/8	22.2	7/8	603	23.7	8.4	18.5

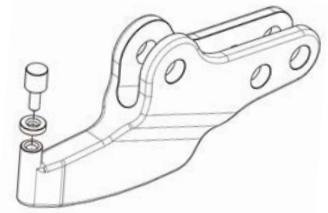
C-YOKE (pneumatic™)

E	CP0341CUDEL**	T022512	7.1	9/32	6.4	1/4	60.1	13,500	31.8	1-1/4	Full stroke									
	CP0341CUNEL	T022493	Same power unit as above without yoke																	

* CR1 / ** CR2 // -5 = 5mm rivet set shank

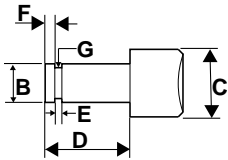
Compression Tools - Riveting

Rivet set shank (CR1/CR2)



SHANK DIMENSIONS FOR RIVET SETS

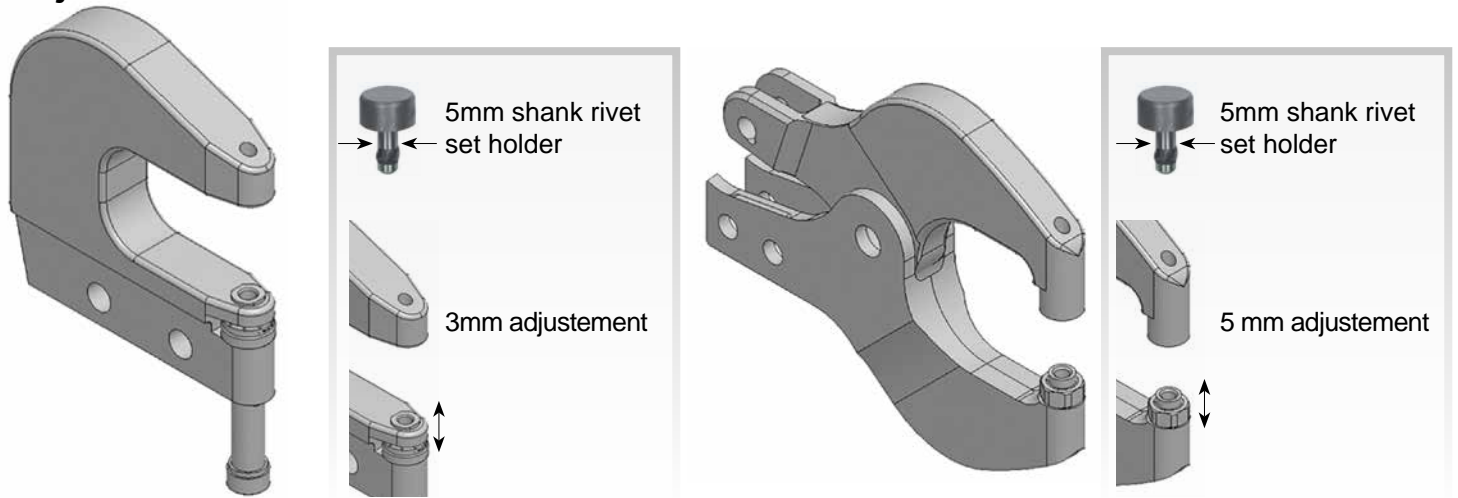
For CP0214, CP0351 and CP0341 Compression Riveters



TYPE OF RIVET SET SHANK	B		C*		D		E		F		G	
	mm	in.	mm	in.	mm	in.	mm	in.	mm	in.	mm	in.
CR-1 (ø 4.8mm 3/16")	4.75-4.72	0.187-0.186	12.7	1/2	12.7	1/2	3.45-3.38	0.136-0.133	1.6	1/16	3.23-3.12	0.127-0.123
CR-2 (ø 6.4mm 1/4")	6.42-6.40	0.249-0.248	15.9	5/8	15.9	5/8	3.45-3.38	0.136-0.133	2.4	3/32	4.80-4.70	0.189-0.185

* 'C' dimension is for flush set only. 'C' varies on cupped sets according to rivet size and type of head.

Adjustable Rivet set shank 5mm



Rivet set length calculation

To develop maximum power, the riveter must drive (set) the rivet at the end of the riveter's stroke
For maximum power the combined length of the two rivet sets must be of the correct length

$$A1 + A2 = H - M - Z$$

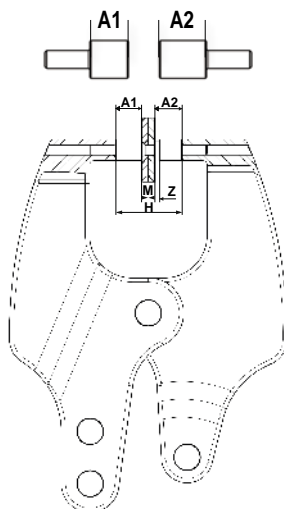
A1: Rivet set thickness (mobile jaw)

A2: Rivet set thickness (fix jaw)

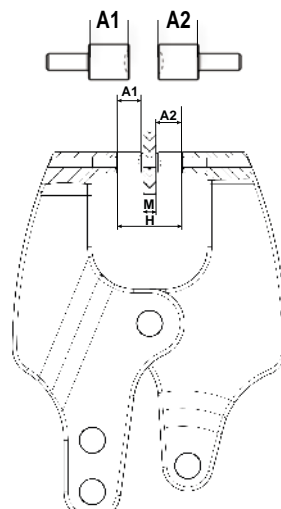
H= Opening at the end of the riveting

M= Total thickness of material to be assembled

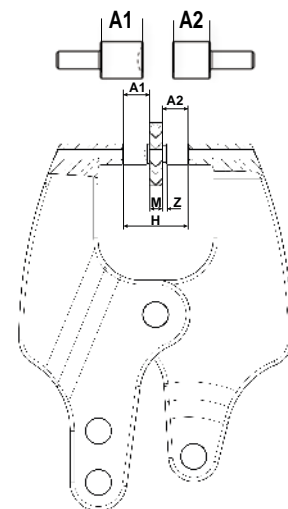
Z= height of finished rivet head (flush)



Two Flushed rivet sets



Two cupped rivet sets
Z = 0



1 flushed rivet + cupped rivet set

Compression Tools - Rivet sets

Rivet set Selection

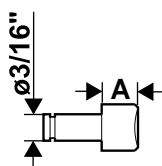
CUPPED SETS

RIVET DIAMETER		'A' BODY		AN-470 UNIVERSAL
mm	in.	mm	in.	

CR-1 SHANK RIVET SETS FOR CP0214 and CP0351 - CUPPED SETS

(C-Yoke tools - CP0214 CELEL, FALEL, CUDEL, FUEDEL + all Alligator Yoke tools)

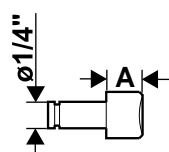
2.4	3/32	6.4	1/4	P089430
2.4	3/32	9.5	3/8	P089431
2.4	3/32	12.7	1/2	P089432
3.2	1/8	6.4	1/4	P089435
3.2	1/8	9.5	3/8	P089436
3.2	1/8	12.7	1/2	P089437
4.0	5/32	6.4	1/4	P089440
4.0	5/32	9.5	3/8	P089441
4.0	5/32	12.7	1/2	P089442
4.8	3/16	6.4	1/4	P089445
4.8	3/16	9.5	3/8	P089446
4.8	3/16	12.7	1/2	P089447



CR-2 SHANK RIVET SETS FOR CP0214 and CP0341 - CUPPED SETS

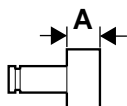
(C-Yoke tools - CP0214 SETEL, KETEL + CP0341 CUDEL)

3.2	1/8	6.4	1/4	P089510
3.2	1/8	9.5	3/8	P089511
3.2	1/8	12.7	1/2	P089512
4.0	5/32	6.4	1/4	P089515
4.0	5/32	9.5	3/8	P089516
4.0	5/32	12.7	1/2	P089517
4.8	3/16	6.4	1/4	P089520
4.8	3/16	9.5	3/8	P089521
4.8	3/16	12.7	1/2	P089522
6.4	1/4	6.4	1/4	P089525
6.4	1/4	9.5	3/8	P089526
6.4	1/4	12.7	1/2	P089527



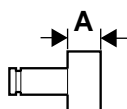
FLUSH SETS for any rivet size

SHANK SIZE	'A' BODY LENGTH					
	3.2mm (1/8")	6.4mm (1/4")	9.5mm (3/8")	12.7mm (1/2")	15.8mm (5/8")	19mm (3/4")
CR-1 (ø 4.8mm 3/16")	P089495	P089496	P089497	P089498	P089499	P089500
CR-2 (ø 6.4mm 1/4")	-	P089501	P089502	P089503	P089504	-



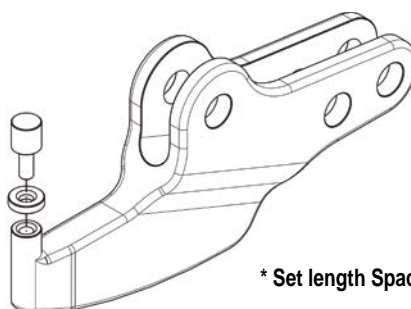
SOFT SETS BLANKS

TYPE OF RIVET SET SHANK	A BODY LENGTH		B BODY DIA.		PART NO.
	mm	in.	mm	in.	
CR-1 (ø 4.8mm 3/16")	19.1	3/4	15.9	5/8	P093672
CR-2 (ø 6.4mm 1/4")	19.1	3/4	19.1	3/4	P093673



RIVET SET

* SHIM



* Set length Spacer Shims

SET LENGTH SPACER SHIMS

TYPE OF RIVET SET SHANK	PART NUMBER OF HARDENED SHIMS		
	0.4mm (1/64")	0.8mm (1/32")	1.6mm (1/16")
CR-1	P083254	P083255	P083256
CR-2	-	P083257	-

RIVET SET

TYPE OF RIVET SET SHANK	RETAINER RING
	PART NO.
CR-1	P071916
CR-2	P071917



Riveting Hammers



- Wide range of hammers suitable for all applications.
- Recoilless series for better operator's comfort.
- Progressive trigger for better control.

How to select the right tool?

<p>1 Rivet Light/Hard Material Diameter</p>	<p>2 Application accessibility</p>	<p>3 Operation repetitiveness Low vibration level</p>	<p>4 Rivet set selection</p>

Tool range

Our range covers a wide range of applications to answer all your requirements




Riveting Hammers

Selection guide



A



B



C



D



E

PIC REF	MODEL	PART NUMBER	AIR FRAME REF	BLOW PER MINUTE	BORE & STROKE		ENERGY PER BLOW		CHISEL SHANK		RIVET CAPACITY		WEIGHT		AIR INLET	HOSE INT. Ø	
					mm (in.)	J	ft.lb	mm	in.	mm (in.)	mm (in.)	kg	lb	in.	mm	in.	

Standard

A	CP4444-RURAB	T022961	2X	2580	12.7 x 50.8 (1/2 x 2)	4.0	2.9	10.2	0.401	3.2	2.4	1.0	2.2	1/4	10	3/8
A	CP4444-RUSAB	T022962	3X	2160	12.7 x 76.2 (1/2 x 3)	6.1	4.5	10.2	0.401	4.8	4.0	1.1	2.3	1/4	10	3/8
A	CP4444-RUTAB	T022963	4X	1740	12.7 x 101.6 (1/2 x 4)	8.1	6.0	10.2	0.401	6.4	4.8	1.3	2.7	1/4	10	3/8
B	CP4447-RUSAB	T022965	5XB	1560	19.1 x 68.3 (3/4 x 2-11/18)	12.3	9.1	12.7	0.498	6.4	4.8	2.2	4.7	1/4	10	3/8
B	CP4447-RUTAB	T022912	7XB	1140	19.1 x 98.4 (3/4 x 3-7/8)	17.8	13.1	12.7	0.498	7.9	6.4	2.3	5.1	1/4	10	3/8
B	CP4447-RUVAB	T022964	9XB	900	19.1 x 147.6 (3/4 x 5-13/16)	26.6	19.6	12.7	0.498	9.5	7.9	2.7	9.0	1/4	10	3/8

Vibration reduced

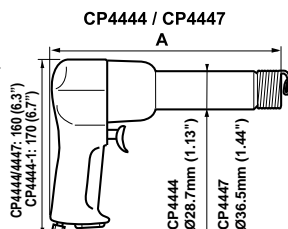
C	CP4450-2	T025189	2X	2580	12.7 x 50.8 (1/2 x 2)	4.0	2.9	10.2	0.401	3.2	2.4	1.2	2.7	1/4	10	3/8
C	CP4450-3	T025190	3X	2160	12.7 x 76.2 (1/2 x 3)	6.1	4.5	10.2	0.401	4.8	4.0	1.3	2.8	1/4	10	3/8
C	CP4450-4	T025191	4X	1740	12.7 x 101.6 (1/2 x 4)	8.1	6.0	10.2	0.401	6.4	4.8	1.5	3.2	1/4	10	3/8
D	CP4475-3	T025241	5XB	2000	19.1 x 76.2 (3/4 x 3)	13.7	10.1	12.7	0.498	6.4	4.8	1.8	3.9	1/4	10	3/8
D	CP4475-4	T025242	7XB	1700	19.1 x 101.6 (3/4 x 4)	18.3	13.5	12.7	0.498	7.9	6.4	2.4	5.3	1/4	10	3/8
D	CP4475-6	T025243	9XB	1250	19.1 x 152.4 (3/4 x 6)	27.5	20.3	12.7	0.498	9.5	7.9	2.8	6.2	1/4	10	3/8
E	CP4450-S-2	205 146 712 4	2X	2580	12.7 x 50.8 (1/2 x 2)	4.0	2.9	10.2	0.401	3.2	2.4	1.25	2.8	1/4	10	3/8
E	CP4450-S-3	205 146 713 4	3X	2160	12.7 x 76.2 (1/2 x 3)	6.1	4.5	10.2	0.401	4.8	4.0	1.35	3.0	1/4	10	3/8
E	CP4450-S-4	205 146 714 4	4X	1740	12.7 x 101.6 (1/2 x 4)	8.1	6.0	10.2	0.401	6.4	4.8	1.45	3.2	1/4	10	3/8

* LIGHT: Aluminium 2017 / 2117 (DCJ-DXJ / D-AD)

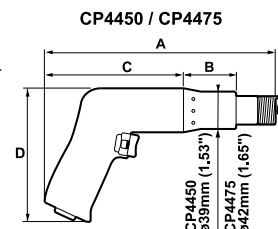
** HARD: Aluminium 7050 (DKJ / KE / E) (M) (T)

Dimensions

Model	A	
	mm	in.
CP4444-RURAB	170	6.7
CP4444-RUSAB	186	7.3
CP4444-RUTAB	211	8.3
CP4447-RUSAB	227	8.9
CP4447-RUTAB	252	9.9
CP4447-RUVAB	303	11.9



Model	A		B		C		D	
	mm	in.	mm	in.	mm	in.	mm	in.
CP4450-2	213	8.4	32	1.26	102	4.0	138	5.4
CP4450-3	226	8.9	32	1.26	102	4.0	138	5.4
CP4450-4	251	9.9	60	2.36	102	4.0	138	5.4
CP4475-3	275	10.8	54	2.13	180	7.1	140	5.5
CP4475-4	300	11.8	79	3.11	180	7.1	140	5.5
CP4475-6	351	13.8	130	5.12	180	7.1	140	5.5



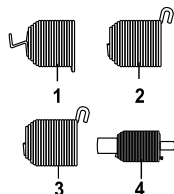
CP4444 / CP4447 / CP4450 / CP4475

ACCESSORIES INCLUDED

	PART NUMBER		
	CP4444-1	CP4444 CP4450	CP4447 CP4475
• Light wire quick change retainer	205 053 564 3	A046095	-
• Wire quick change retainer	-	-	A047095

OPTIONAL ACCESSORIES

ITEM	CP4444	CP4447
	CP4450	CP4475
1 Zip-Quick retainer	A046094	-
2 Beehive retainer	A046096	A047096
3 Beehive retainer	-	A046096
4 Nail driving attachment for 20-60 penny nail size (for CP4447-RUSAB & CP4475)	-	P042448

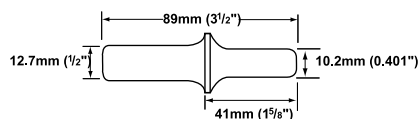


CP4444 / CP4450

TYPE I RIVET SETS Ø 10.2MM (.401")

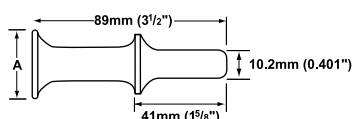
RIVET HEAD CUPPING	2.4MM (3/32")	3.2MM (1/8")	4.0MM (5/32")	4.8MM (3/16")	6.4MM (1/4")
• Universal	P089221	P089222	P089223	P089224	P089225*
• Soft Blank Set	P071108	-	-	-	-
• Hardened Blank Set	P080178	-	-	-	-

* Must use Light Wire Quick-Change Retainer, A046095 with these sets



TYPE I FLUSH RIVET SETS Ø 10.2MM (.401")

	ØA MM (IN.)	CP4444/4450 Ø10.2 (0.401") SHANK
•	25.4 (1)	A046090
•	31.8 (1-1/4)	A089232
•	38.1 (1-1/2)	A089233
•	44.5 (1-3/4)	A046091

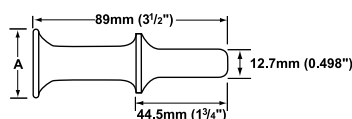
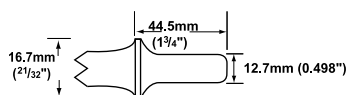


CP4447 / CP4475

TYPE D RIVET SETS Ø 12.7MM (.498")


RIVET HEAD CUPPING	4.8MM (3/16")	6.4MM (1/4")	6.4MM (1/4")
• Universal	P089252	P089253	P089254*
• Soft blank set	P070995	-	-
• Hardened blank set	P080198	-	-

* Must use Light Wire Quick-Change Retainer, A047095









TYPE I FLUSH RIVET SETS Ø 12.7MM (.498")

	ØA MM (IN.)	SHANK Ø12.7MM (0.498")
•	31.8 (1-1/4)	A047091



Assembly Tools - Selection guide

TOOL TYPE	PAGE
BATTERY STAND ALONE ASSEMBLY TOOLS 	54-66
INDUSTRIAL SMART HUB & WIRELESS TRANSDUCERIZED BATTERY TOOLS 	69-79
ELECTRIC TRANSDUCERIZED DC TOOLS & NUTRUNERS 	81-87
DIGITAL EXPERIENCE - CVI Config / CVI Monitor / CVI Analyzer / CVI Key / E-LIT Config / Delta QC / CVI Net Web / PivotWare	88-97
PNEUMATIC FASTENING TOOLS 	98-105
CUSTOMIZED SOLUTIONS: Screwfeeders - Multiplus - Arms 	107-111
TORQUE MEASUREMENT SYSTEMS 	112-129









E-LIT Series - Optimize your performance

Clutch Battery Tool range



FOCUS



3 MODELS TO CHOOSE FROM	 BRUSHLESS MOTOR	 LI-ION BATTERY	 E-LIT CONFIG SOFTWARE	 SPEED MODULE	 E-LIT BOX
E-LIT PLUS ELECTRONIC BRUSHLESS (ELB) PISTOL 	✓	✓	✓		
E-LIT PREMIUM ELECTRONIC BRUSHLESS SPEED CONTROL (ELS) PISTOL AND ANGLE 	✓	✓	✓	✓	
E-LIT WIRELESS COMMUNICATION WITH E-LIT BOX (ELC) PISTOL AND ANGLE 	✓	✓	✓	✓	✓

Tool management device

Speed setting / For ELS and ELC models

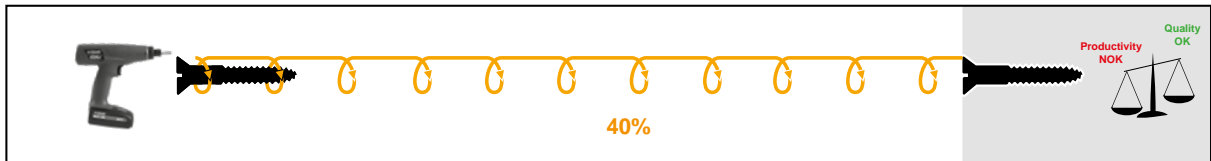
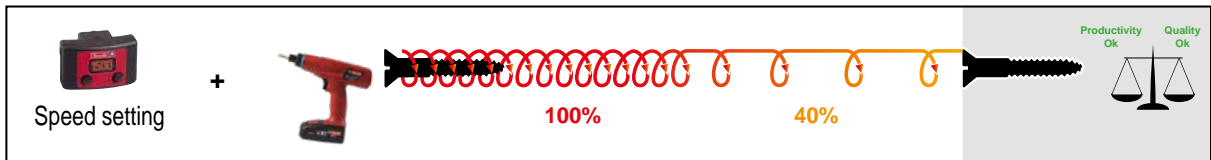
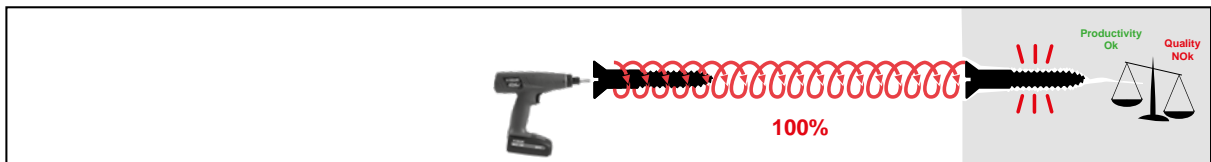
Two speed setting easily controlled by external module



Everything needed to optimize your assembly process

Guarantee quality and keep high productivity

- Decrease final speed to ensure tightening quality
- Avoid quality defects in your final product
- Decrease starting speed to facilitate bolt engagement



E-LIT CONFIG software

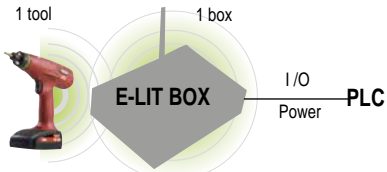


SOFTWARE
see page 64

E-LIT BOX

For Poka-Yoke application

FOCUS



Keep the pairing if box Off



Wireless communication
IEEE 802.15.4 standard Fast
reconnection time & Low
consumption

Pairing

- Easy Pairing with dedicated button
- Keep the pairing if box Off

Poka-Yoke application

- OK/NOK Management
- Batch count : up to 4 different batch settings
- Batch count strategy
- Cross thread prevention

Connection

- 1 • Integrated power supply switch (24 V power switch)
- 2 • M12 male connector 24 V power supply and 4 digital INPUTS
- 3 • M12 female connector 8 Digital OUTPUTS
- 4 • USB port for an easy and fast connection to setting software



EASY PAIRING PROCESS

1. Press the "Easy Pairing" Button
2. Power on the E-LIT BOX



3. Press both, tool trigger and reverse, while inserting battery pack

4. Pairing completed



10 sec



NO DATA LOSS



**Integrated buffer memory
up to 25 results**

When wireless communication
is stopped, reports are stored
within ELC tool

**You can decide to lock (or not) tool when
memory buffer is full in order to prevent
losing reports**

E-LIT series

0.4 to 60 Nm (3.5 to 530 in. lb) - 50 to 1550 rpm



A



B



C



D

PIC REF	MODEL	PART NUMBER	TORQUE RANGE		ROTATIONAL SPEED	OUTPUT DRIVE	WEIGHT WITHOUT BATTERY		VOLTAGE
			Nm	in. lb			kg	lb	

E-LIT PLUS - ELECTRONIC BRUSHLESS MOTOR

A	ELB 2.5-1250-P	615 165 415 0	0.4-2.5	3.5-22	1250	Hex. 1/4 F	0.8	1.76	18
A	ELB 6-900-P	615 165 416 0	0.8-6	7.1-53	900	Hex. 1/4 F	0.8	1.76	18
A	ELB 6-670-P	615 165 440 0	0.8-6	7.1-53	670	Hex. 1/4 F	0.8	1.76	18
A	ELB 8-670-P	615 165 417 0	1.5-8	13.3-70	670	Hex. 1/4 F	0.8	1.76	18
A	ELB 12-600-P	615 165 418 0	3-12	26.5-106	570	Hex. 1/4 F	0.8	1.76	18

E-LIT PREMIUM - ELECTRONIC BRUSHLESS SPEED SETTING

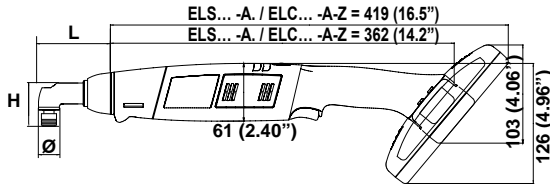
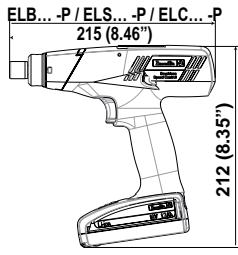
A	ELS 2.5-1550-P	615 165 419 0	0.4-2.5	3.5-22	500-1550	Hex. 1/4 F	0.8	1.76	18
A	ELS 6-1000-P	615 165 420 0	0.8-6	7.1-53	300-1000	Hex. 1/4 F	0.8	1.76	18
A	ELS 8-400-P	615 165 605 0	1.5-8	13.3-70	120-400	Hex. 1/4 F	0.8	1.76	18
A	ELS 8-800-P	615 165 421 0	1.5-8	13.3-70	300-765	Hex. 1/4 F	0.8	1.76	18
A	ELS 8-400-P4S	615 165 825 0	1.5-8	13.3-70	120-400	Sq. 1/4	0.8	1.76	18
A	ELS 12-600-P	615 165 422 0	3-12	26.5-106	250-570	Hex. 1/4 F	0.8	1.76	18
A	ELS 12-400-P4S	615 165 826 0	3-12	26.5-106	120-400	Sq. 1/4	0.8	1.76	18
B	ELS 7-360-A4S	615 165 725 0	1.5-7	13.3-62	120-360	Sq. 1/4	1.2	2.6	18
B	ELS 7-880-A	615 165 628 0	1.5-7	13.3-62	400-880	Hex. 1/4 F	1.2	2.6	18
B	ELS 7-880-A10S	615 165 888 0	1.5-7	13.3-62	400-880	Sq. 3/8	1.2	2.6	18
B	ELS 15-480-A	615 165 629 0	5-15	44.2-133	200-480	Sq. 3/8	1.2	2.6	18
B	ELS 15-480-A4S	615 165 839 0	5-15	44.2-133	200-480	Sq. 1/4	1.2	2.6	18
C	ELS 30-300-A	615 165 630 0	10-30	88.5-265	100-300	Sq. 3/8	1.5	3.3	36
C	ELS 45-180-A	615 165 631 0	20-45	177-398	50-180	Sq. 3/8	1.5	3.3	36
D	ELS 60-160-A	615 165 632 0	25-60	220-530	50-160	Sq. 1/2	1.97	4.33	36

E-LIT WIRELESS - COMMUNICATION WITH E-LIT BOX

A	ELC 6-1000-P-Z	615 165 701 0	3-6	26.5-53	300-1000	Hex. 1/4 F	0.8	1.76	18
A	ELC 8-400-P-Z	615 165 702 0	3-8	26.5-70	120-400	Hex. 1/4 F	0.8	1.76	18
A	ELC 8-800-P-Z	615 165 703 0	3-8	26.5-70	300-765	Hex. 1/4 F	0.8	1.76	18
A	ELC 12-600-P-Z	615 165 704 0	3-12	26.5-106	250-570	Hex. 1/4 F	0.8	1.76	18
B	ELC 7-360-A4S-Z	615 165 726 0	3-7	26.5-62	150-360	Sq. 1/4	1.2	2.6	18
B	ELC 7-880-A-Z	615 165 707 0	3-7	26.5-62	400-880	Hex. 1/4 F	1.2	2.6	18
B	ELC 15-480-A-Z	615 165 708 0	5-15	44.2-133	200-480	Sq. 3/8	1.2	2.6	18
C	ELC 30-300-A-Z	615 165 709 0	10-30	88.5-265	100-300	Sq. 3/8	1.5	3.3	36
C	ELC 45-180-A-Z	615 165 710 0	20-45	177-398	50-180	Sq. 3/8	1.5	3.3	36
D	ELC 60-160-A-Z	615 165 711 0	25-60	220-530	50-160	Sq. 1/2	1.97	4.33	36

Battery not included in standard offering

Accessories



MODEL	H		L		Ø	
	mm	in	mm	in	mm	in
ELS7 / ELC7	45.5	1.79	75.7	2.98	22	0.87
ELS15 / ELC15	41.5	1.63	75.7	2.98	22	0.87
ELS30 / ELC30	45.5	1.79	134.2	5.28	28	1.10
ELS45 / ELC45	51.1	2.01	144.6	5.69	35	1.38
ELS60 / ELC60	57.1	2.25	158.5	6.24	40	1.57

OPTIONAL ACCESSORIES

ITEM		PISTOL	ANGLE HEAD 18V	ANGLE HEAD 36V	ELC TOOLS	PART NO.
Battery type						
1	Li-ion Battery 18V 2.1 Ah - 0.35 kg (0.77lb)	✓	✓		✓	615 812 099 0
2	Li-ion Battery 18V 4.2 Ah - 0.60 kg (1.32lb)	✓	✓		✓	615 812 100 0
3	Li-ion Battery 36V 2.1 Ah - 0.60 kg (1.32lb)			✓	✓	615 811 924 0
Chargers						
4	For Li-ion Battery 18 / 36V - 100 / 240V	✓	✓	✓	✓	615 811 654 5
Protective covers - Tools						
5	For Pistol - Clear	✓			✓	615 396 870 0
5	For Pistol - Black	✓			✓	615 211 030 0
5	For Pistol - Blue	✓			✓	615 211 031 0
5	For Pistol - Red	✓			✓	615 211 032 0
5	For Pistol - Grey	✓			✓	615 211 033 0
5	For Body angle head - Black		✓	✓	✓	615 211 004 0
5	For Body angle head - Blue		✓	✓	✓	615 211 025 0
5	For Body angle head - Red		✓	✓	✓	615 211 026 0
5	For Body angle head - Grey		✓	✓	✓	615 211 027 0
6	For Angle < 15Nm - Black		✓		✓	615 397 672 0
6	For Angle 30Nm - Black			✓	✓	615 573 214 0
6	For Angle 45Nm - Black			✓	✓	615 573 215 0
6	For Angle 60Nm - Black			✓	✓	615 211 005 0
Protective covers - Battery						
7	For Battery 18V 2.1Ah - Clear	✓	✓		✓	615 396 871 0
7	For Battery 18V 2.1Ah - Black	✓	✓		✓	615 211 041 0
7	For Battery 18V 2.1Ah - Blue	✓	✓		✓	615 211 042 0
7	For Battery 18V 2.1Ah - Red	✓	✓		✓	615 211 043 0
7	For Battery 18V 2.1Ah - Grey	✓	✓		✓	615 211 044 0
7	For Battery 18V 4.2Ah / 36V 2.1Ah - Clear	✓	✓	✓	✓	615 396 872 0
7	For Battery 18V 4.2Ah / 36V 2.1Ah - Black	✓	✓	✓	✓	615 211 046 0
7	For Battery 18V 4.2Ah / 36V 2.1Ah - Blue	✓	✓	✓	✓	615 211 047 0
7	For Battery 18V 4.2Ah / 36V 2.1Ah - Red	✓	✓	✓	✓	615 211 048 0
7	For Battery 18V 4.2Ah / 36V 2.1Ah - Grey	✓	✓	✓	✓	615 211 049 0
Miscellaneous						
	• Kit Overmould Presto (x10 pcs)					615 211 057 5
8	Speed Setting Module (ELS/ELC version)	✓	✓	✓	✓	615 396 829 0
9	Side handle - Pistol	✓			✓	615 396 757 0
10	Suspension bail - Pistol	✓			✓	443 703
11	Kit colour rings - Pistol (7 colors: white, yellow, orange, green, blue, purple, grey)	✓			✓	615 396 742 5
11	Kit colour rings - Angle tools (8 colors: white, yellow, orange, green, blue, purple, grey, black)		✓	✓	✓	615 970 114 5
12	Kit Nose Crowfoot	✓			✓	615 810 695 0
13	E-LIT BOX-V2				✓	615 936 310 0
14	Power supply E-LIT BOX				✓	615 927 053 0
15	eDOCK	✓	✓	✓	✓	615 811 976 0
	• E-LIT CONFIG software	✓	✓	✓	✓	-
Desoutter Tool Holsters						
16	DTH-42	✓			✓	107892
17	DTH-90	✓			✓	615 812 119 0
18	DTH TWIN (single) without rail		✓	✓	✓	615 811 411 0
19	DTH TWIN rail kit with 2 Twin holders		✓	✓	✓	615 811 412 5
20	DTH TWIN stand kit with 2 Twin holders		✓	✓	✓	615 811 413 5
	• License Elit PC Level 1				✓	615 927 685 0



B-FLEX: Performance and flexibility



FOCUS



KEYPOINTS

BEST ERGONOMICS	HIGH TECHNOLOGY	QUALITY CONTROL
Ergostop technology to avoid RSI (Repetitive Strain Injury)	Smart embedded HMI on tool	Direct feedback for the operator
Perfectly balanced grip design	High resolution transducer	Visible tightening results on tool HMI
Rebalancing with the two different battery positions	New motor dedicated to battery tools : high speed, high torque, low temperature	Torque control and angle monitoring
Operator comfort		

B-FLEX: Ergonomy and control



ERROR PROOF QUALITY CONTROL

- Direct feedback for the operator
- Torque and Angle tightening result
- Torque control tightening strategy



No PC needed

100 last results on "CVI Monitor"



Data to collect

Password protection

Battery level

Ergostop

Easy setting

Program setting

Results

10.03Nm
162.3DEG

B-FLEX ADVANCED (Standard features +)

6 Pset

6 TOOLS in 1 B-FLEX

Angle Strategy

Error proof your standard tightenings

Abort torque: 6.000
Max. torque: 5.280
Min. torque: 4.320

Angle threshold: 1.200
Pset start torque: 0.480

Min. angle: 80.0
Target angle: 90.0
Max. angle: 100

Full data collection

(up to 10 000 on CVI Analyzer)

CVI ANALYZER

USB cable included

eDOCK

B-FLEX Series - Pistol grip

1.5 to 17 Nm (1.1 to 12.5 ft. lb) - 10 to 1800 rpm

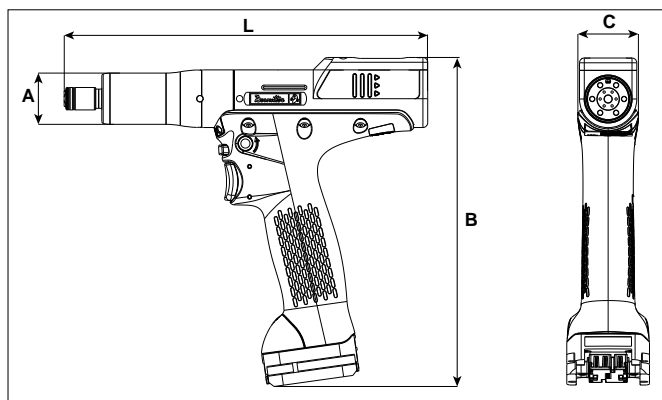


A



B

MODEL	L		A		B		C	
	mm	in.	mm	in.	mm	in.	mm	in.
EPB 8-1800-4Q	227	8.94	32	1.26	206	8.11	38	1.5
EPB 8-1800-10S	227	8.94	32	1.26	206	8.11	38	1.5
EPB 14-900-4Q	227	8.94	32	1.26	206	8.11	38	1.5
EPB 14-900-10S	227	8.94	32	1.26	206	8.11	38	1.5
EPB 17-700-4Q	227	8.94	32	1.26	206	8.11	38	1.5
EPB 17-700-10S	227	8.94	32	1.26	206	8.11	38	1.5



ACCESSORIES
see page 65

PIC REF	MODEL	PART NUMBER	OUTPUT DRIVE	TORQUE RANGE						ROTATIONAL SPEED (RPM)		WEIGHT WITHOUT BATTERY		VOLTAGE
				MIN.	RECOM-MENDED	MAX.	MIN.	RECOM-MENDED	MAX.	18V	36V	kg	lb	
			in.	Nm	Nm	Nm	ft. lb	ft. lb	ft. lb					

B-FLEX - TRANSDUCERIZED BATTERY TOOL

A	EPB 8-1800-4Q	615 165 899 0	Hex.1/4	1.5	7	8	1.1	5.2	5.9	900	1800	1	2.2	18/36
B	EPB 8-1800-10S	615 165 903 0	Sq.3/8	1.5	7	8	1.1	5.2	5.9	900	1800	1	2.2	18/36
A	EPB14-900-4Q	615 165 978 0	Hex.1/4	4	12	14	2.4	8.8	10.3	540	940	1	2.2	18/36
B	EPB14-900-10S	615 165 977 0	Sq.3/8	4	12	14	2.4	8.8	10.3	540	940	1	2.2	18/36
A	EPB 17-700-4Q	615 165 905 0	Hex.1/4	7	15	17	5.2	11	12.5	400	700	1	2.2	18/36
B	EPB 17-700-10S	615 165 901 0	Sq.3/8	7	15	17	5.2	11	12.5	400	700	1	2.2	18/36

B-FLEX - ADVANCED

A	EPBA 8-1800-4Q	615 165 972 0	Hex.1/4	1.5	7	8	1.1	5.2	5.9	900	1800	1	2.2	18/36
B	EPBA 8-1800-10S	615 165 971 0	Sq.3/8	1.5	7	8	1.1	5.2	5.9	900	1800	1	2.2	18/36
A	EPBA14-900-4Q	615 165 974 0	Hex.1/4	4	12	14	2.4	8.8	10.3	540	940	1	2.2	18/36
B	EPBA14-900-10S	615 165 973 0	Sq.3/8	4	12	14	2.4	8.8	10.3	540	940	1	2.2	18/36
A	EPBA 17-700-4Q	615 165 976 0	Hex.1/4	7	15	17	5.2	11	12.5	400	700	1	2.2	18/36
B	EPBA 17-700-10S	615 165 975 0	Sq.3/8	7	15	17	5.2	11	12.5	400	700	1	2.2	18/36

• Battery not included in standard offering

• Battery 18V, 2.1Ah - Weight: 0.35kg (0.77lb) / 18V, 4.2Ah & 36V, 2.1Ah - Weight: 0.60kg (1.32lb)

B-FLEX Series - Angle head

5 to 95 Nm (3.7 to 70 ft. lb) - 10 to 900 rpm



A



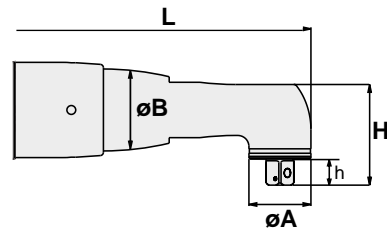
B



C

MODEL	L		H		H		ØA		ØB	
	mm	in.	mm	in.	mm	in.	mm	in.	mm	in.
EAB 15-900	470	18.5	10.2	0.40	33.8	1.33	22	0.87	37.0	1.46
EAB 26-560	496	19.5	12.0	0.47	45.7	1.80	28	1.10	37.0	1.46
EAB 32-410	496	19.5	12.0	0.47	45.7	1.80	28	1.10	37.0	1.46
EAB 45-330	506	19.9	12.0	0.47	51.0	2.00	35	1.38	37.0	1.46
EAB 50-450	546	21.5	12.0	0.47	51.0	2.00	35	1.38	37.0	1.46
EAB 60-370	559	22.0	11.9	0.468	57.0	2.20	40	1.57	41.0	1.61
EAB 75-300	582	22.9	17.5	0.69	60.4	2.38	45	1.77	48.5	1.91
EAB 95-240	582	22.9	17.5	0.69	60.4	2.38	45	1.77	48.5	1.91

L = Tool length without battery



ACCESSOIRES
see page 65

PIC REF	MODEL	PART NUMBER	SQUARE DRIVE	TORQUE RANGE						ROTATIONAL SPEED	WEIGHT WITHOUT BATTERY		VOLTAGE
				MIN.	RECOM-MENDED	MAX.	MIN.	RECOM-MENDED	MAX.		kg	lb	
			in.	Nm	Nm	Nm	ft. lb	ft. lb	ft. lb	rpm	kg	lb	V

B-FLEX - TRANSDUCERIZED BATTERY TOOL

•	EAB 15-900	615 165 731 0	1/4	5	13	15	3.7	9.6	11	900	1.55	3.42	36
A	EAB 26-560	615 165 732 0	3/8	5	24	26	3.7	18	19	560	1.65	3.64	36
A	EAB 32-410	615 165 733 0	3/8	7	30	32	5.2	22	24	410	1.65	3.64	36
B	EAB 45-330	615 165 734 0	3/8	9	40	45	6.6	30	33	330	1.76	3.88	36
B	EAB 50-450	615 165 735 0	3/8	9	45	50	6.6	33	37	450	2.04	4.50	36
B	EAB 60-370	615 165 736 0	1/2	10	55	60	7.4	41	44	370	2.35	5.18	36
C	EAB 75-300	615 165 737 0	1/2	12	70	75	8.8	52	55	300	2.94	6.48	36
C	EAB 95-240	615 165 738 0	1/2	19	90	95	14	66	70	240	2.98	6.57	36

B-FLEX - ADVANCED


•	EABA15-900	615 165 961 0	1/4	5	13	15	3.7	9.6	11	900	1.55	3.42	36
A	EABA26-560	615 165 962 0	3/8	5	24	26	3.7	18	19	560	1.65	3.64	36
A	EABA32-410	615 165 963 0	3/8	7	30	32	5.2	22	24	410	1.65	3.64	36
B	EABA45-330	615 165 964 0	3/8	9	40	45	6.6	30	33	330	1.76	3.88	36
B	EABA50-450	615 165 965 0	3/8	9	45	50	6.6	33	37	450	2.04	4.50	36
B	EABA60-370	615 165 966 0	1/2	10	55	60	7.4	41	44	370	2.35	5.18	36
C	EABA75-300	615 165 967 0	1/2	12	70	75	8.8	52	55	300	2.94	6.48	36
C	EABA95-240	615 165 968 0	1/2	19	90	95	14	66	70	240	2.98	6.57	36

- Battery not included in standard offering
- Battery 36V, 2.1Ah - Weight: 0.60 kg

B-FLEX QRX

5 to 95 Nm (3.7 to 70 ft. lb) - 10 to 560 rpm

Advanced Multi Applications Tool



BOOST YOUR PRODUCTIVITY

Real Time Pset selection for the selected Quick release accessory with RFID technology

BOOST YOUR FLEXIBILITY

Possibility to use the same tool for multiple applications

MODEL	PART NUMBER	TORQUE			ROTATIONAL MAX SPEED (RPM)	WEIGHT*	
		MIN	NOMINAL	MAX		kg	ilb
		Nm	Nm	Nm			
EABA26-560 QRX	615 166 080 0	5	24	26	560	2.04	4.50
EABA32-410 QRX	615 166 081 0	7	30	32	410	2.04	4.50
EABA45-330 QRX	615 166 082 0	9	40	45	330	2.21	4.87
EABA50-450 QRX	615 166 083 0	9	45	50	450	2.49	5.49
EABA60-370 QRX	615 166 084 0	10	55	60	370	2.82	6.22
EABA75-300 QRX	615 166 085 0	12	70	75	300	3.42	7.54
EABA95-240 QRX	615 166 086 0	19	90	95	240	3.46	7.63

*Weight without battery
 All tools are powered by a battery pack 36V 2.1Ah
 Battery pack weight: 560g / 1.23 lb

BLRTA

10 to 25 Nm (7.4 to 18.4 ft.lb) - 1520 to 2350 rpm



A



B

BOOST YOUR PRODUCTIVITY

- By reducing cycle time
- By improving joint quality
- By providing process quality

BOOST YOUR FLEXIBILITY

- Free of cable management
- Free of reaction arm
- Reduce total cost of ownership

BOOST YOUR UP TIME

- Boost the uptime of the operator
- Boost the uptime of the tool

	STANDALONE VERSION
Wifi Communication	N/A
Programming on the tool	✓
Pset	6
No. of step in Pset	1
Assembly process	N/A
Results	10 000 with CVI analyzer
Tightening Curve	N/A
Disconnected mode	N/A



ACCESSORIES
see page 65

PIC REF	MODEL	PART NUMBER	OUTPUT DRIVE	OUTPUT RETAINING TYPE	TORQUE				ROTATIONAL MAX SPEED (RPM)		LENGTH		WEIGHT*		VOL-TAGE
					MIN	MAX	MIN	MAX	18V	36V	mm	in.	kg	in.	
					Nm	Nm	ft.lb	ft.lb							
A	BLRTA-2350-10S	615 166 023 0	Sq 3/8	Through hole	6	25	4.4	18.4	1520	2350	233	9.17	1.2	2.6	18/36
B	BLRTA-2350-4Q	615 166 024 0	Hex. 1/4	Quick change chuck	6	25	4.4	18.4	1520	2350	233	9.17	1.2	2.6	18/36

*Weight without battery

B-FLEX / QRX / BLRTA / EAB / EPB

ACCESSORIES INCLUDED

	EPB/EPBA	BLRTA
• Pistol protective cover Red	615 211 022 0	615 211 073 0

OPTIONAL ACCESSORIES

ITEM	EAB/QRX	EPB/EPBA	BLRTA
------	---------	----------	-------

Battery type

1	Li-ion Battery 18V 2.1 Ah - 0.35 kg (0.77lb)	615 812 099 0	615 812 099 0
2	Li-ion Battery 18V 4.2 Ah - 0.60 kg (1.32lb)	615 812 100 0	615 812 100 0
3	Li-ion Battery 36V 2.1 Ah - 0.60 kg (1.32lb)	615 811 924 0	615 811 924 0

Charger

4	For Li-ion Battery 18 / 36V - 100 / 240V	615 811 654 5	615 811 654 5
---	--	---------------	---------------

Protective covers - Tools

5	For Angle head EAB 15	615 211 003 0	
5	For Angle head EAB 26/32	615 573 207 0	
5	For Angle head EAB 45/50	615 573 208 0	
5	For Angle head EAB 60	615 573 209 0	
5	For Angle head EAB 75/95	615 573 210 0	
6	Pistol protective cover Black	615 211 019 0	

Protective covers - Battery

7	For Battery 18V 2.1Ah - Clear	615 396 871 0	615 396 871 0
7	For Battery 18V 2.1Ah - Black	615 211 041 0	615 211 041 0
7	For Battery 18V 2.1Ah - Blue	615 211 042 0	615 211 042 0
7	For Battery 18V 2.1Ah - Red	615 211 043 0	615 211 043 0
7	For Battery 18V 2.1Ah - Grey	615 211 044 0	615 211 044 0
7	For Battery 18V 4.2Ah / 36V 2.1Ah - Clear	615 396 872 0	615 396 872 0
7	For Battery 18V 4.2Ah / 36V 2.1Ah - Black	615 211 046 0	615 211 046 0
7	For Battery 18V 4.2Ah / 36V 2.1Ah - Blue	615 211 047 0	615 211 047 0
7	For Battery 18V 4.2Ah / 36V 2.1Ah - Red	615 211 048 0	615 211 048 0
7	For Battery 18V 4.2Ah / 36V 2.1Ah - Grey	615 211 049 0	615 211 049 0

Miscellaneous

8	Nose crowfoot adapter for EPB	615 565 518 0	
9	eDOCK	615 811 976 0	615 811 976 0
10	Side handle	615 397 016 0	

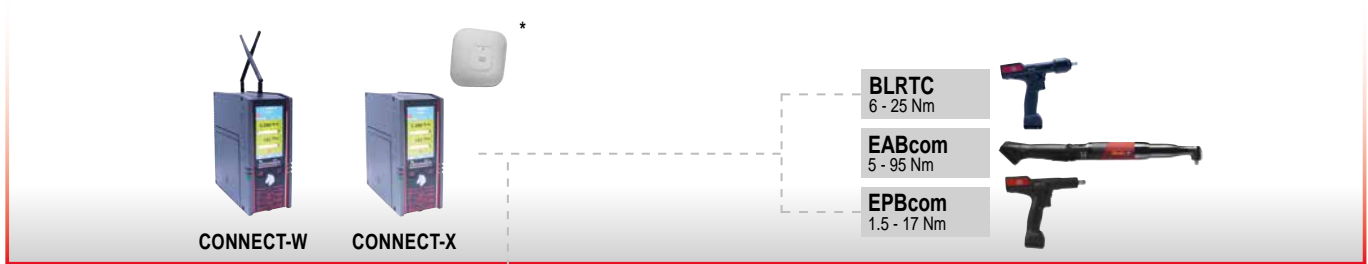
Desouter Tool holster

11	DTH TWIN (single) without rail	615 811 411 0	
12	DTH TWIN rail kit with 2 Twin holders	615 811 412 5	
13	DTH TWIN stand kit with 2 Twin holders	615 811 413 5	
14	DTH90	615 812 119 0	615 812 119 0



Advanced tightening systems


ELECTRIC TRANSDUCER CORDLESS



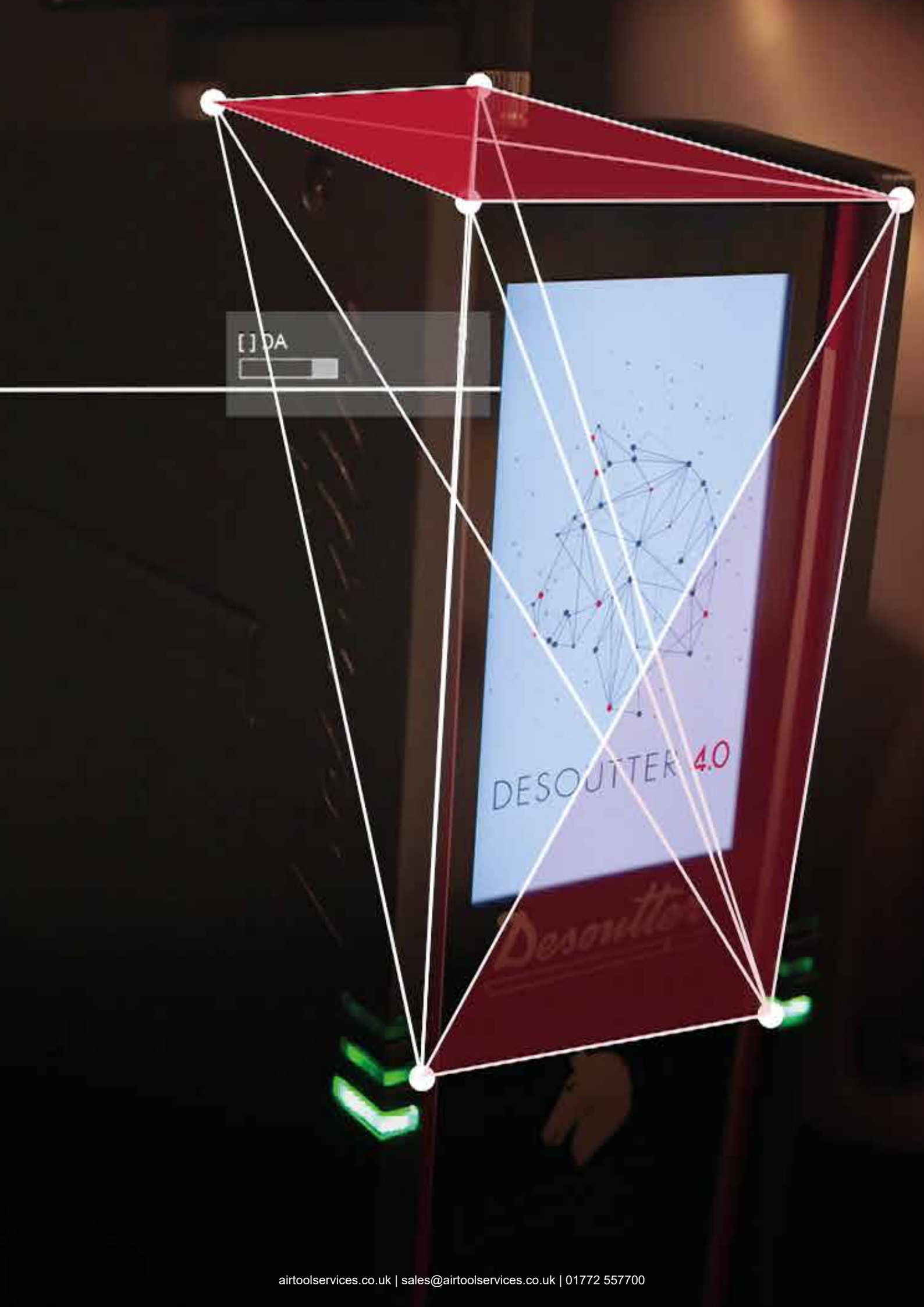
ELECTRIC TRANSDUCER CORD



ELECTRIC CURRENT CONTROL







[] DA



DESOUTTER 4.0

Desoutter

CONNECT - Industrial Smart Hub



SINGLE POINT OF CONNECTION FOR UP TO 20 TOOLS

With only one safety power supply
With only one Ethernet/fieldbus connection
With only one stand to mount the CONNECT

CAPACITIVE INDUSTRIAL GRADE TOUCH SCREEN

With several display options and quick response time.

MULTI-TOOL SOLUTION

Up to 20 tools connected to only one CONNECT.

FINE-TUNES SETTINGS & SCALABLE SOLUTION

With feature management fine-tunes the Tightening Units by loading only features needed for each application.



FOOTPRINT OPTIMIZATION

With a volume of only 4L, the CONNECT can be installed anywhere, under any constraints.

FEATURE REBALANCING

Easy feature rebalancing from tightening unit to another one.

EASY LINE REBALANCING

Pair the tool in less than 10 seconds, with easy contactless pairing feature.

REMOVABLE INTEGRATED MEMORY

Transfer DATA and settings from one CONNECT to another in a fast and effective way.

CONNECT - Industrial Smart Hub

CONNECT has been designed to meet today's and tomorrow's demanding production processes.

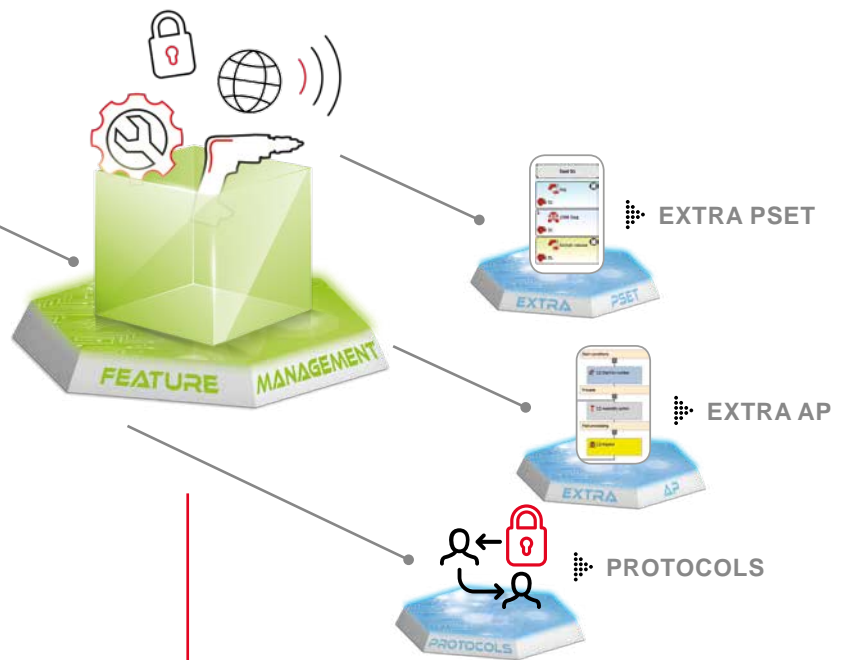


MULTI-CORDLESS TOOL SOLUTION

SCALABLE SOLUTION

EASY TOOL & FEATURE REBALANCING

FULL TRACEABILITY



INDUSTRIAL SMART HUB

CONNECT is a powerful platform able to manage all items related to the assembly line

With error proofing accessories and full traceability management for up to 20 tools, CONNECT is a solution with a **HIGH LEVEL OF CONNECTIVITY** to manage and control the assembly line under all circumstances.

FEATURE MANAGEMENT

FEATURE MANGEMENT is a scalable solution which allows you to get what you really need

With its **HIGH LEVEL OF FLEXIBILITY**, you can add new features whenever the requirements on your production line change. You just have to activate the feature and it is ready to use.

CONNECT - Industrial Smart Hub

Multi-Cordless Tool solution

CONNECT-W

With embedded access point **Up to 10 tightening units activated.**

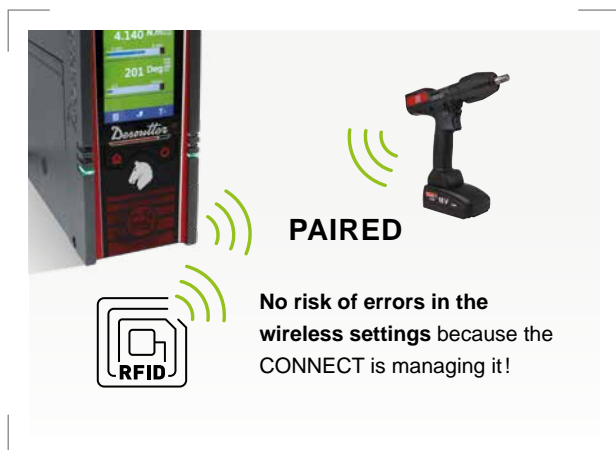
With **CONNECT-W**, 10 tightening units can be activated which means 10 cordless tools can be paired.

CONNECT-X

Requires an external access point **Up to 20 tightening units activated** (No embedded access point).

With **CONNECT-X**, 20 tightening units can be activated which means 20 cordless tools can be paired.

Tool's Rebalancing



EASY CONTACTLESS PAIRING

With easy wireless pairing, tool is paired in less than **10 seconds.**

Desoutter Sight



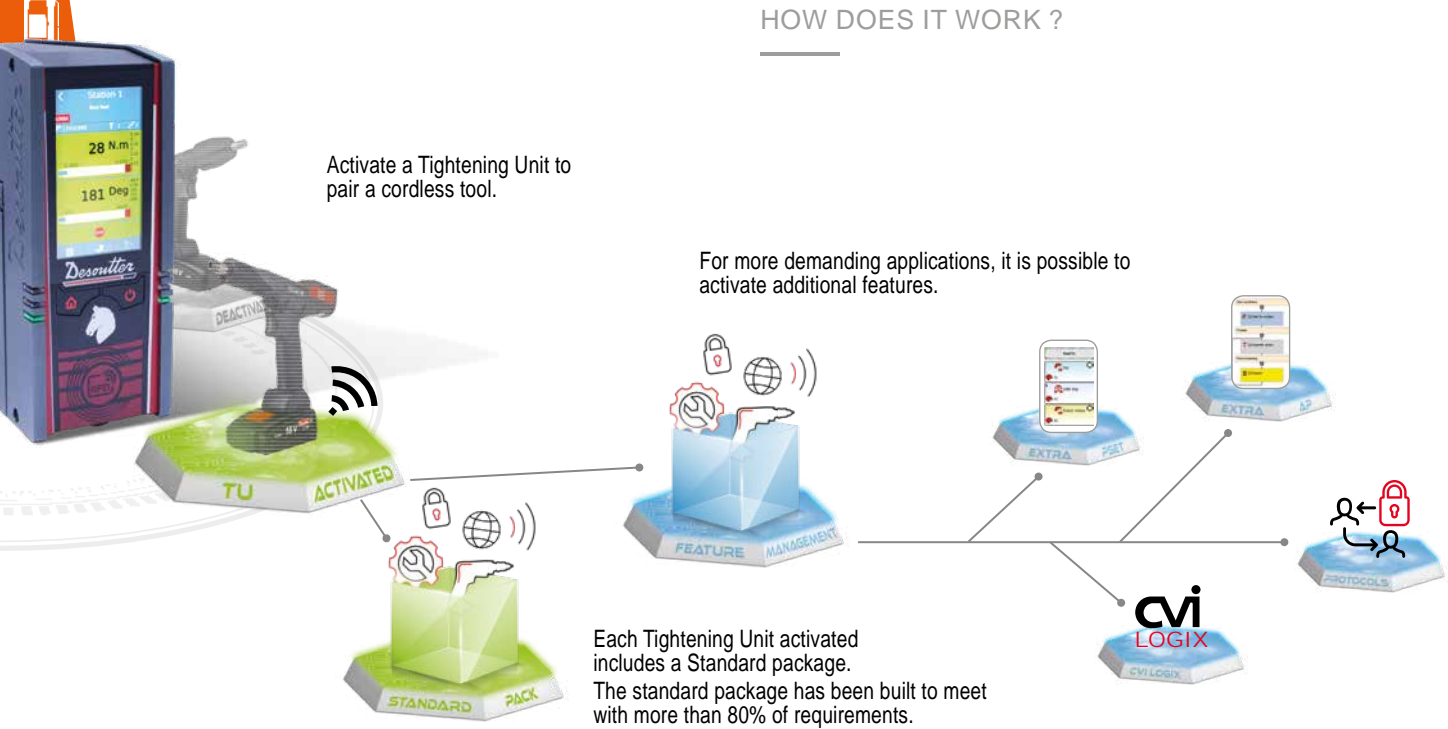
- Remote access to CONNECT menu for on-line adjustment
- Display in real-time the results per TU / workstation

CONNECT - Industrial Smart Hub

Get what you really need with feature management

FEATURE MANAGEMENT is a scalable solution in order to provide a high level of flexibility to meet requirements. With feature management, you can add or remove a feature whenever you want or whatever the feature.

HOW DOES IT WORK ?



FEATURES UNDER FEATURE MANAGEMENT ?

Feature activation is done Tightening Unit per Tightening Unit for more flexibility on your production line.

Feature management is required:

- For each Tightening Unit activation
- When more than 10 parameter sets (Pset) are needed for one Tightening Unit
- When more than 10 Assembly process (AP) are needed for one Tightening Unit
- When a protocol other than the Open Protocol is required
- When CVI Logix is required

HOW TO ACTIVATE A FEATURE ?

- THE HIGH FLEXIBILITY OF FEATURE MANAGEMENT IS REACHED THANKS TO UV*.
- ANY OR ALL FEATURES CAN BE ACTIVATED BY APPLYING UV*.
- EACH FEATURE HAS ITS OWN UV*.

* UV = Unit Value

CONNECT - Industrial Smart Hub




	CONNECT-W	CONNECT-X
Industrial Smart Hub		
Maximum number of TU (cordless tools)	10	20
Weight kg (lbs)	2,8 kg (6.17 lbs)	
Display	Capacitive color touch screen (4,3")	
Access point	EMBEDDED (includes internal access point)	NOT INCLUDED (external access point required)
Power supply	110V – 220 V or 24V	
IP Protection	IP 40 IP54 with an additional accessory	
Storage		
Maximum number of results saved per TU	20 000	20 000
Maximum number of curves saved per TU	50	50
Assembly Process results per TU	2 000	2 000
Event log storage (number of events)	1 000	1 000
Standard Pack		
Number of Pset	10	10
Number of AP	10	10
Protocol	Open protocol	Open protocol
Tightening strategy	OK-NOK / Torque / Angle / Torque + angle / Torque and-or Angle	
Tightening results	Torque angle displayed / Tightening and curves	
Monitoring	Current / Slip Off / Stick slip / Time / run down angle / 2nd angle	
Step	Prevailing torque, Socket release, Re-hit, Loosen, Search/jog, Synchro, Action NOK, Jump, end step, ergostop	
Additional features with feature management		
Pack "up to 50 PSET"	Activation with UV [11 UV per TU]	
Pack "up to 250 PSET"	Activation with Uv [17 UV per TU]	
Pack "up to 50 AP"	Activation with UV [15 UV per TU]	
Pack "up to 250 AP"	Activation with UV [20 UV per TU]	
Desoutter Protocol & Customer protocols	Activation with UV [5 UV per TU]	
CVI Logix	Activation with UV [9 UV per TU]	
Connectivity		
USB ports	USB ports (2 + 1 front)	
Ethernet	Embedded Ethernet switch (3 ports + 1 POE – 2 networks)	
Optional fieldbus	Plug&Play Fieldbus module port (EthernetIP, ProfiNet A/B/IRT, Modbus TCP, DeviceNet, Profibus, CC-Link)	

CONNECT - Industrial Smart Hub



PIC REF	MODEL	PART NUMBER	CONSUMPTION (CURRENT)		MAIN SUPPLY	DIMENSIONS						WEIGHT	
			115V	230V		WIDTH		HEIGHT		DEPTH		kg	lb.
A	CONNECT-X	615 932 722 0	< 1A	< 1A	Single-phase	90	3.5	221	8.70	210	2.8	2.8	6.17
B	CONNECT-W	615 932 723 0	< 1A	< 1A	Single-phase	90	3.5	221	8.70	210	2.8	2.8	6.17



- 1 Switch On/Off
- 2 Auto-Sensing Voltage 110-240V
- 3 24V power supply
- 4 RS232 port
- 5 eBUS port (Bus dedicated to Error Proofing Integration accessories - EPI)
- 6 Ethernet switch with 4 Ethernet ports (including one POE)
- 7 2 USB ports on connector panel + 2 USB ports on front panel
- 8 Plug & Play Fieldbus module port


FEATURE MANAGEMENT

PIC REF	DESCRIPTION	PART NUMBER
A	UV	615 927 843 0
B	eWallet	615 927 844 0



POWER CORD to be ordered with CONNECT

PLUG	DESCRIPTION	PART NO.
A	European	615 917 739 0
B	US	615 917 741 0
C	UK	615 917 740 0
D	Chinese	615 917 742 0



OPTIONAL ACCESSORIES

ITEM	PART NO.
Fieldbus modules	
1 Profibus module	615 927 595 0
2 ProfiNet module (1 port)	615 927 596 0
3 ProfiNet module (2 ports)	615 927 597 0
3 ProfiNet IRT module (2 ports)	615 927 070 0
4 DeviceNet module	615 927 599 0
4 CC-Link module	615 927 598 0
5 EtherNet IP module	615 927 594 0
6 Modbus TCP module	615 927 615 0



BLRTC

10 to 25 Nm (7.4 to 18.4 ft.lb) - 1520 to 2350 rpm



A



B

BOOST YOUR PRODUCTIVITY

- By reducing cycle time
- By improving joint quality
- By providing process quality

BOOST YOUR FLEXIBILITY

- Free of cable management
- Free of reaction arm
- Reduce total cost of ownership

BOOST YOUR UP TIME

- Boost the uptime of the operator
- Boost the uptime of the tool

	WIFI COMMUNICATION VERSION
Wifi Communication	2.4GHz or 5 GHz
Programming on the tool	N/A
Pset	250
No. of step in Pset	10
Assembly process	250
Results	10000
Tightening Curve	20
Disconnected mode	✓



ACCESSORIES
see page 79

PIC REF	MODEL	PART NUMBER	OUTPUT DRIVE	OUTPUT RETAINING TYPE	TORQUE				ROTATIONAL MAX SPEED (RPM)		LENGTH		WEIGHT*		VOL-TAGE
					MIN	MAX	MIN	MAX	18V	36V	mm	in.	kg	in.	
					Nm	Nm	ft.lb	ft.lb							
A	BLRTC-2350-10S	615 166 025 0	Sq 3/8	Through hole	6	25	4.4	18.4	1520	2350	233	9.17	1.2	2.6	18/36
B	BLRTC-2350-4Q	615 166 026 0	Hex. 1/4	Quick change chuck	6	25	4.4	18.4	1520	2350	233	9.17	1.2	2.6	18/36

*Weight without battery

Wireless transducerized battery tool



Multi Battery Tools

Virtual controllers management by Desoutter

Optimized footprint - free from cable - Full Traceability

Access point




WITH 1 CVI3 VISION

ADD UP TO 3 VIRTUAL CONTROLLERS
GET UP TO 4 BATTERY TOOLS CONNECTED

EPOD 2C

up to 2 battery tools



Configuration with cable tool: 1 cable tool with up to 2 battery tools

EPOD 3C

up to 3 battery tools



Configuration with cable tool: 1 cable tool with up to 2 battery tools

EPOD 4C

up to 4 battery tools



Configuration with cable tool: 1 cable tool with up to 3 battery tools



Accessories can be dedicated to
only one virtual controller or to the
whole virtual controllers

Tool overview

- B-LRT
- EABCom
- EPBCom



Pistol Version: additional features

- Torque 1,5-17 Nm
- Compatible with both 18v and 36V batteries
- White LED activated by movement



ADVANCED ERGONOMICS

- Low weight tools
- Effortless trigger
- 45° oriented battery (angle version)
- Slim angle head for tight areas access



INCREASED PRODUCTIVITY

- High speed tool and increased autonomy with 36V battery & 2.1 Ah capacity
- Embedded display for pset selection
- Strong & efficient wireless communication, tested in industrial environment



EASY INTEGRATION

- Quick wireless installation - Directly on an existing CVI3 controller
- Data collection through wireless communication
- Improve error-proofing control with advanced tightening strategies
- Easy attachment for crowfoot & tubenuts



OPTIMIZED MAINTENANCE

- Long life batteries, no memory effect on Li-ion battery
- Dust & oil proof trigger
- Common spare parts with all CVI3 range



EPBcom Series

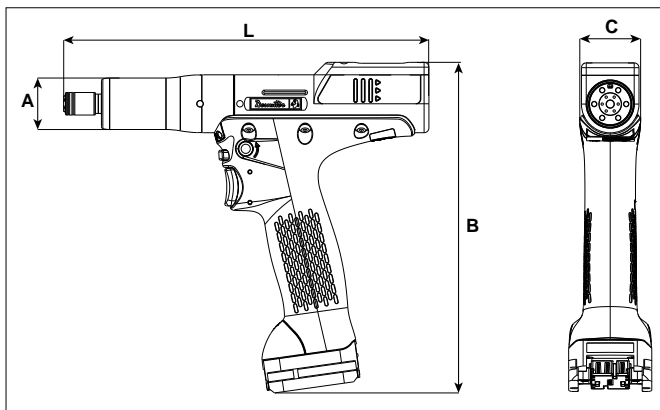
1.5 to 17 Nm (1.1 to 12.5 ft.lb) - 10 to 1800 rpm



A



B



MODEL	L		A		B		C	
	mm	in.	mm	in.	mm	in.	mm	in.
EPBC 8-1800-4Q	227	8.94	32	1.26	206	8.11	38	1.5
EPBC 8-1800-10S	227	8.94	32	1.26	206	8.11	38	1.5
EPBC14-900-4Q	227	8.94	32	1.26	206	8.11	38	1.5
EPBC14-900-10S	227	8.94	32	1.26	206	8.11	38	1.5
EPBC 17-700-4Q	227	8.94	32	1.26	206	8.11	38	1.5
EPBC 17-700-10S	227	8.94	32	1.26	206	8.11	38	1.5



ACCESSORIES
see page 79

PIC REF	MODEL	PART NUMBER	OUTPUT DRIVE	TORQUE RANGE						ROTATIONAL SPEED (RPM)		WEIGHT WITHOUT BATTERY		VOLTAGE
				MIN.	RECOM-MENDED	MAX.	MIN.	RECOM-MENDED	MAX.	18V	36V	kg	lb	
				in.	Nm	Nm	Nm	ft.lb	ft.lb	ft.lb				

EPBcom - TRANSDUCERIZED BATTERY TOOL

A	EPBC 8-1800-4Q	615 165 900 0	Hex.1/4"F	1.5	7	8	1.1	5.2	5.9	900	1800	1.0	2.2	18/36
B	EPBC 8-1800-10S	615 165 904 0	Sq.3/8	1.5	7	8	1.1	5.2	5.9	900	1800	1.0	2.2	18/36
A	EPBC14-900-4Q	615 165 980 0	Hex.1/4"F	4	12	14	2.9	8.8	10.3	540	940	1.0	2.2	18/36
B	EPBC14-900-10S	615 165 979 0	Sq. 3/8	4	12	14	2.9	8.8	10.3	540	940	1.0	2.2	18/36
A	EPBC 17-700-4Q	615 165 906 0	Hex.1/4"F	7	15	17	5.2	11	12.5	400	700	1.0	2.2	18/36
B	EPBC 17-700-10S	615 165 902 0	Sq.3/8	7	15	17	5.2	11	12.5	400	700	1.0	2.2	18/36

- Battery not included in standard offering
- Battery 18V, 2.1 Ah: 0.35 kg (0.77lb) / 18V, 4.2 Ah & 36V, 2.1Ah: 0.60 kg (1.32lb)

EABcom Series

5 to 95 Nm (3.7 to 70 ft.lb) - 10 to 900 rpm



A




B



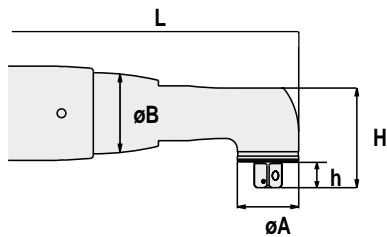
C

NEW eLINK range

Angle head tool with integrated task light
(with LED color code reporting)



Barcode reader ready



MODEL	L		H		H		ØA		ØB	
	mm	in.	mm	in.	mm	in.	mm	in.	mm	in.
EABC 15-900	470	18.5	10.2	0.40	33.8	1.33	22	0.87	37.0	1.46
EABC 26-560	496	19.5	12.0	0.47	45.7	1.80	28	1.10	37.0	1.46
EABC 32-410	496	19.5	12.0	0.47	45.7	1.80	28	1.10	37.0	1.46
EABC 45-330	506	19.9	12.0	0.47	51.0	2.00	35	1.38	37.0	1.46
EABC 50-450	546	21.5	12.0	0.47	51.0	2.00	35	1.38	37.0	1.46
EABC 60-370	559	22.0	11.9	0.468	57.0	2.20	40	1.57	41.0	1.61
EABC 75-300	582	22.9	17.5	0.69	60.4	2.38	45	1.77	48.5	1.91
EABC 95-240	582	22.9	17.5	0.69	60.4	2.38	45	1.77	48.5	1.91

L = Tool length without battery

PIC REF	MODEL	PART NUMBER EABCOM	PART NUMBER EABCOM eLINK	SQUARE DRIVE	TORQUE RANGE						ROTATIONAL SPEED	WEIGHT WITHOUT BATTERY		VOLTAGE
					MIN.	RECOM-MENDED	MAX.	MIN.	RECOM-MENDED	MAX.		kg	lb	
				in.	Nm	Nm	Nm	ft.lb	ft.lb	ft.lb	rpm			V

EABcom - TRANSDUCERIZED BATTERY TOOL

•	EABC 15-900	615 165 841 0	615 166 050 0	1/4	5	13	15	3.7	9.6	11	900	1.55	3.42	36
A	EABC 26-560	615 165 842 0	615 166 051 0	3/8	5	24	26	3.7	18	19	560	1.65	3.64	36
A	EABC 32-410	615 165 843 0	615 166 052 0	3/8	7	30	32	5.2	22	24	410	1.65	3.64	36
B	EABC 45-330	615 165 844 0	615 166 053 0	3/8	9	40	45	6.6	30	33	330	1.76	3.88	36
B	EABC 50-450	615 165 845 0	615 166 054 0	3/8	9	45	50	6.6	33	37	450	2.04	4.50	36
B	EABC 60-370	615 165 846 0	615 166 055 0	1/2	10	55	60	7.4	41	44	370	2.35	5.18	36
C	EABC 75-300	615 165 847 0	615 166 056 0	1/2	12	70	75	8.8	52	55	300	2.94	6.48	36
C	EABC 95-240	615 165 848 0	615 166 057 0	1/2	19	90	95	14	66	70	240	2.98	6.57	36

• Battery not included in standard offering

• Battery 36V, 2.1Ah - Weight: 0.60 kg (1.32lb)

BLRTC / EPBcom / EABcom

ACCESSORIES INCLUDED

	EPBcom	BLRTC
• Pistol protective cover - Black	615 211 019 0	615 211 073 0

OPTIONAL ACCESSORIES

ITEM	EABcom	EPBcom	BLRTC
------	--------	--------	-------

Battery type

1	Li-ion Battery 18V 2.1 Ah - 0.35 kg (0.77lb)	615 812 099 0	615 812 099 0
2	Li-ion Battery 18V 4.2 Ah - 0.60 kg (1.32lb)	615 812 100 0	615 812 100 0
3	Li-ion Battery 36V 2.1 Ah - 0.60 kg (1.32lb)	615 811 924 0	615 811 924 0

Charger

4	For Li-ion Battery 18 / 36V - 100 / 240V	615 811 654 5	615 811 654 5	615 811 654 5
---	--	---------------	---------------	---------------

Protective covers - Tools

5	For Angle head EAB 15	615 211 003 0		
5	For Angle head EAB 26/32	615 573 207 0		
5	For Angle head EAB 45/50	615 573 208 0		
5	For Angle head EAB 60	615 573 209 0		
5	For Angle head EAB 75/95	615 573 210 0		
6	For Pistol EPB - Red	615 211 022 0		

Protective covers - Battery

7	For Battery 18V 2.1Ah - Clear	615 396 871 0	615 396 871 0	
7	For Battery 18V 2.1Ah - Black	615 211 041 0	615 211 041 0	
7	For Battery 18V 2.1Ah - Blue	615 211 042 0	615 211 042 0	
7	For Battery 18V 2.1Ah - Red	615 211 043 0	615 211 043 0	
7	For Battery 18V 2.1Ah - Grey	615 211 044 0	615 211 044 0	
7	For Battery 18V 4.2Ah / 36V 2.1Ah - Clear	615 396 872 0	615 396 872 0	615 396 872 0
7	For Battery 18V 4.2Ah / 36V 2.1Ah - Black	615 211 046 0	615 211 046 0	615 211 046 0
7	For Battery 18V 4.2Ah / 36V 2.1Ah - Blue	615 211 047 0	615 211 047 0	615 211 047 0
7	For Battery 18V 4.2Ah / 36V 2.1Ah - Red	615 211 048 0	615 211 048 0	615 211 048 0
7	For Battery 18V 4.2Ah / 36V 2.1Ah - Grey	615 211 049 0	615 211 049 0	615 211 049 0

Miscellaneous

8	Nose crowfoot adapter for EPB.	615 565 518 0		
9	eDOCK	615 811 976 0	615 811 976 0	615 811 976 0
10	Barcode reader for EPBC (1D/2D/QR)	615 812 281 0		
	• Barcode reader for EABC-eLINK (1D/2D/QR)	615 813 038 0		
	• Access point Wifi 802.11N-US:	615 811 417 5	615 811 417 5	615 811 417 5
	• Access point Wifi 802.11N-EU:	615 811 419 5	615 811 419 5	615 811 419 5
	• Access point Wifi 802.11N-A	615 811 650 5	615 811 650 5	615 811 650 5
	• Access point Wifi 802.11N-H	615 811 420 5	615 811 420 5	615 811 420 5
	• Plug UK	615 917 202 0	615 917 202 0	615 917 202 0
11	Side handle	615 397 016 0		

Desoutter Tool holster

12	DTH TWIN (single) without rail	615 811 411 0		
13	DTH TWIN rail kit with 2 Twin holders	615 811 412 5		
14	DTH TWIN stand kit with 2 Twin holders	615 811 413 5		
15	DTH90	615 812 119 0	615 812 119 0	

Virtual controllers management (CVI3 Vision)

	PART NUMBER	Maximum number of tools	Maximum number of		
			cable tools	Battery tools	
16	without ePOD	-	2	1	1
16	ePOD2C	615 936 311 0	3	1	2
16	ePOD3C	615 936 318 0	3	1	3
16	ePOD4C	615 936 312 0	4	1	4





The new standard of Value in Efficient Tightening...



In an era of FLEXIBLE manufacturing and the race to ZERO-fault assembly, Desoutter is proud to introduce the new standard of Value in Efficient Tightening for safety-critical applications: CVI3 assembly system.

This new system offers unequalled EFFICIENCY for all plants thanks to the best combination of advanced process control, easy integration, user-friendly interface & unmatched flexibility.

The CVI3 system integrates UNIQUE added value INNOVATIONS:
Reduce rework cost: complete station process control including tightening

& logical operations without need for a dedicated PLC > **Assembly Process**
Decrease installation/re-balance cost: Fast & easy line re-balancing with multiple Battery transducerized tools connected to 1 CVI3 controller > **EAB cordless tools.**

Improve quality with intuitive software: User-friendly & visual interface to view tightening data & detect quality issues > **CVI ANALYZER.**

Optimize flexibility: 2 fixtured spindles synchronized or asynchronous in standard > **TWINCVI3.**



ADVANCED PROCESS CONTROL



EASY INTEGRATION




UNMATCHED FLEXIBILITY




USER-FRIENDLY INTERFACE

Technical features



CVI3 Function

CVI3 Vision



FEATURES	CVI3 FUNCTION	CVI3 VISION	TWINCVI3 SYNCHRO/ASYNCHRO
----------	---------------	-------------	---------------------------

CONTROLLERS

Weight - kg (lbs)	9.3 (20.5)	9.3 (20.5)	15 (33.1)
Volume (dm3)	19.5	19.5	29.6
Color touchscreen		✓ (5.7")	✓ (5.7")

STORAGE

Pset results (torque, angle, date, time, report)	10000	10000	10000/20000
Pset curves (OK/NOK)	20	20	20/40
Assembly Process results	1000	1000	1000/2000
Event log storage (number of events)	500	500	500

BASIC FUNCTIONS

Nbr of Psets	250	250	250
Nbr of steps per Pset	15	15	15
Barcode reading (standard and 2D)	✓	✓	✓
Quick Pset	✓	✓	✓
Tubenut release	✓	✓	✓

ADVANCED FUNCTIONS

Access Level Control/Management with unlimited profiles	✓	✓	✓
ID input to select Assembly Process (up to 10 different identifiers)	✓	✓	✓
Number of Assembly Process	250	250	250
Advanced Soft PLC (in option with CVILOGIX, ePod2C (min.) is required)	✓	✓	✓
1 Network/Fieldbus Access point per group of up to 14 tools		✓	✓
Full synchronized control for a group of up to 14 controllers		✓	✓

TIGHTENING STRATEGIES

Control : torque, angle, torque OR angle, torque AND angle, yield point*, torque rate*, seating detection*	✓	✓	✓
Monitoring : torque rate*, 2nd part angle, current, slip off, stick slip, time & rundown angle	✓	✓	✓

CONNECTIVITY

Configurable I/O	8/8	8/8	8/8
USB ports (2 + 1 front)	✓	✓	✓
Embedded Ethernet switch (4 ports + 1 front – 2 networks)	✓	✓	✓
Dedicated Bus for integrated positioning management	✓	✓	✓

OPTIONAL FIELDBUS

Plug & Play Fieldbus module port (EthernetIP, ProfiNet A/B/IRT, Modbus TCP, DeviceNet, Profibus, CC-Link)	✓	✓	✓
Configurable fieldbus data mapping	✓	✓	✓

*with cable tools



A



B



C


PIC REF	MODEL	PART NUMBER	CONSUMPTION (CURRENT)		MAIN SUPPLY	DIMENSIONS						WEIGHT	
			115V	220V		WIDTH		HEIGHT		DEPTH		kg	lb.
A	CVI3 Vision	615 932 691 0	4A	2A	Single-phase	175	6.9	361	14.2	310	12.2	9.3	20.5
A	CVI3 Vision eSTOP	615 932 694 0	4A	2A	Single-phase	175	6.9	361	14.2	310	12.2	9.3	20.5
B	TWINCVI3	615 932 697 0	8A	4A	Single-phase	265	10.4	361	14.2	310	12.2	15	33.1
B	TWINCVI3 eSTOP	615 932 698 0	8A	4A	Single-phase	265	10.4	361	14.2	310	12.2	15	33.1
C	CVI3 Function	615 932 690 0	4A	2A	Single-phase	175	6.9	361	14.2	310	12.2	9.3	20.5
C	CVI3 Function eSTOP	615 932 693 0	4A	2A	Single-phase	175	6.9	361	14.2	310	12.2	9.3	20.5

CVIMONITOR included with controller: License free remote software for realtime monitoring of results, curves, I/O status, Fieldbus diagnostic, calibration & maintenance indicators

POWER CORD

to be ordered with the controller

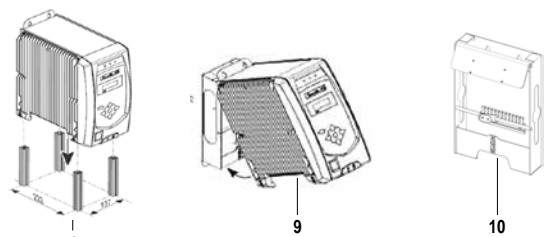

PLUG	DESCRIPTION	PART NO.
A	European	615 917 069 0
B	US NEMA 5-15	615 917 060 0
C	US NEMA 5-20	615 917 063 0
D	UK	615 917 070 0
E	Chinese	615 917 061 0



SOFTWARES
see page 89, 93

OPTIONAL ACCESSORIES

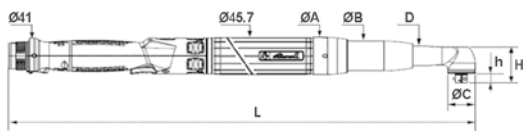
ITEM		PART NO.
Fieldbus modules		
1	Profibus module	615 927 595 0
2	ProfiNet module (1 port)	615 927 596 0
3	ProfiNet module (2 ports)	615 927 597 0
3	ProfiNet IRT module (2 ports)	615 927 070 0
4	DeviceNet module	615 927 599 0
4	CC-Link module	615 927 598 0
5	EtherNet IP module	615 927 594 0
6	Modbus TCP module	615 927 615 0
ePOD		
7	ePOD1	615 936 075 0
7	ePOD2	615 936 076 0
7	ePOD3	615 936 077 0
7	ePOD2C	615 936 311 0
7	ePOD3C	615 936 318 0
7	ePOD4C	615 936 312 0
Others Accessories		
8	Table mounting	615 397 399 5
9	Wall mounting CVI3 Function/Vision	615 397 631 5
10	Wall mounting TWINCVI3	615 811 897 0
11	Cable with 2 M8 male plugs - 0.5m (1.64ft)	615 917 626 0
	Cable with 2 M8 male plugs - 1m (3.28ft)	615 917 633 0
	Cable with 2 M8 male plugs - 2m (6.56ft)	615 917 634 0
12	Cable with 1 M8 male plugs - 5m (16.40ft)	615 917 635 0





Angle head electric nutrunners - CVI3

3 to 105 Nm (2.2 to 77.4 ft.lb) - 500 to 1300 rpm

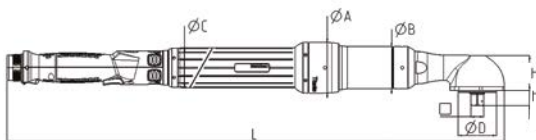


MODEL	h		H		ØA		ØB		ØC		ØD	
	mm	in.	mm	in.	mm	in.	mm	in.	mm	in.	mm	in.
EAD20-1300	12.0	0.47	45.5	1.79	46	1.81	37	1.46	28	1.10	25	0.98
EAD32-900	12.0	0.47	45.5	1.79	46	1.81	37	1.46	28	1.10	25	0.98
EAD50-900	12.0	0.47	51.1	2.01	46	1.81	37	1.46	35	1.38	28	1.10
EAD70-800	12.0	0.47	56.7	2.23	58	2.28	43	1.69	40	1.57	32	1.26
EAD70-800 - 1/2"	17.0	0.67	62.0	2.43	58	2.28	43	1.69	40	1.57	32	1.26
EAD80-650	17.5	0.69	60.4	2.38	58	2.28	48	1.89	45	1.77	40	1.57
EAD105-500	17.5	0.69	60.4	2.38	58	2.28	48	1.89	45	1.77	40	1.57

MODEL	PART NUMBER	SQUARE DRIVE	TORQUE						ROTATIONAL SPEED	LENGTH		WEIGHT	
			MIN.	RECOM-MENDED	MAX.	MIN.	RECOM-MENDED	MAX.		mm	in.	kg	lb.
		in.	Nm	Nm	Nm	ft.lb	ft.lb	ft.lb	rpm				
EAD20-1300	615 165 606 0	3/8	3	18	20	2.2	13.3	14.8	1300	481	19.2	1.4	3.08
EAD32-900	615 165 607 0	3/8	5	30	32	3.7	22.1	23.6	900	481	19.2	1.4	3.08
EAD50-900	615 165 609 0	3/8	8	45	50	5.9	33.2	40.6	900	531	20.9	1.8	3.96
EAD70-800	615 165 611 0	3/8	12	65	70	8.9	47.9	51.6	800	544	21.4	2.0	4.40
EAD70-800	615 165 882 0	1/2	12	65	70	8.9	47.9	51.6	800	544	21.4	2.0	4.40
EAD80-650	615 165 612 0	1/2	15	75	80	11.1	55.3	59	650	567	22.3	2.4	5.72
EAD105-500	615 165 613 0	1/2	20	90	105	14.8	66.4	77.4	500	567	22.3	2.4	5.72

Angle head electric nutrunners - CVI3

35 to 660 Nm (26 to 487 ft.lb) - 160 to 430 rpm



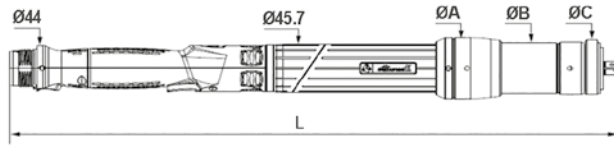
MODEL	h		H		ØA		ØB		ØC		ØD	
	mm	in.	mm	in.	mm	in.	mm	in.	mm	in.	mm	in.
EAD160-430	17.1	0.67	65	2.56	66	2.6	55	2.17	52	2.05	50	1.16
EAD200-370	23	0.91	85	3.35	66	2.6	55	2.17	52	2.05	62	2.44
EAD280-260	23	0.91	85	3.35	66	2.6	55	2.17	52	2.05	62	2.44
EAD280-370	23	0.91	85	3.35	76	2.99	55	2.17	66	2.60	62	2.44
EAD440-250	24	0.94	91	3.58	76	2.99	67	2.64	66	2.60	75	2.95
EAD660-160	33.1	1.3	110	4.33	76	2.99	67	2.64	66	2.60	106	4.17

MODEL	PART NUMBER	SQUARE DRIVE	TORQUE						ROTATIONAL SPEED	LENGTH		WEIGHT	
			MIN.	RECOM-MENDED	MAX.	MIN.	RECOM-MENDED	MAX.		mm	in.	kg	lb.
		in.	Nm	Nm	Nm	ft.lb	ft.lb	ft.lb	rpm				
EAD160-430	615 165 681 0	1/2	35	150	160	26	111	118	430	650	25.6	4.3	9.5
EAD200-370	615 165 682 0	3/4	60	170	200	44	125	148	370	673	26.5	5.1	11.2
EAD280-260	615 165 683 0	3/4	60	250	280	44	184	207	260	673	26.5	5.1	11.2
EAD280-370	615 165 684 0	3/4	60	250	280	44	184	207	370	681	26.8	6.1	13.5
EAD440-250	615 165 685 0	3/4	100	400	440	74	295	325	250	735	28.9	8.4	18.5
EAD660-160	615 165 686 0	1	100	600	660	74	443	487	160	774	30.4	11.0	24.3



In-line electric nutrunners - CVI3

3 to 75 Nm (2.2 to 57.5 ft.lb) - 800 to 1200 rpm



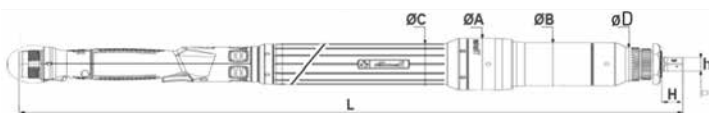
MODEL	ØA		ØB		ØC	
	mm	in.	mm	in.	mm	in.
EID20-1200-4Q	62	2.44	37	1.46	60	2.36
EID25-1200	62	2.44	37	1.46	60	2.36
EID32-900	62	2.44	37	1.46	60	2.36
EID44-1200	62	2.44	48	1.89	54	2.13
EID65-900	58	2.28	48	1.89	54	2.13
EID75-800	58	2.28	48	1.89	54	2.13

MODEL	PART NUMBER	OUTPUT DRIVE	TORQUE						ROTATIONAL SPEED	LENGTH		WEIGHT	
			MIN.	RECOM-MENDED	MAX.	MIN.	RECOM-MENDED	MAX.		mm	in.	kg	lb.
		in.	Nm	Nm	Nm	ft.lb	ft.lb	ft.lb	rpm				
EID20-1200-4Q*	615 165 992 0	Hex. 1/4 F	3	18	21	2.2	13.3	15.5	1200	430	16.9	1.20	2.64
EID25-1200*	615 165 614 0	Sq. 3/8	3	20	25	2.2	14.8	18.4	1200	430	16.9	1.20	2.64
EID32-900*	615 165 615 0	Sq. 3/8	5	30	32	3.7	22.1	25.1	900	430	16.9	1.20	2.64
EID44-1200*	615 165 616 0	Sq. 3/8	7	40	44	5.2	29.5	33.2	1200	489	19.3	1.95	4.29
EID65-900	615 165 617 0	Sq. 1/2	10	60	65	7.4	44.3	47.9	900	489	19.3	1.95	4.29
EID75-800	615 165 618 0	Sq. 1/2	20	70	75	14.8	51.6	57.5	800	489	19.3	1.95	4.29

(*): Tools mounted with second lever start in standard

In-line electric nutrunners - CVI3

20 to 270 Nm (15 to 199 ft.lb) - 410 to 670 rpm



MODEL	ØA		ØB		ØC		ØD	
	mm	in.	mm	in.	mm	in.	mm	in.
EID120-660	66	2.60	55	2.17	52	2.05	42.0	1.65
EID170-670	72	2.83	55	2.17	66	2.60	42.0	1.65
EID270-410	76	2.99	67	2.64	66	2.60	53.5	2.11

MODEL	PART NUMBER	SQUARE DRIVE	TORQUE						ROTATIONAL SPEED	LENGTH		WEIGHT	
			MIN.	RECOM-MENDED	MAX.	MIN.	RECOM-MENDED	MAX.		mm	in.	kg	lb.
		in.	Nm	Nm	Nm	ft.lb	ft.lb	ft.lb	rpm				
EID120-660	615 165 677 0	1/2	20	110	120	15	81	89	660	583	22.9	3.3	7.3
EID170-670	615 165 678 0	1/2	40	150	170	30	111	125	670	591	23.3	4.6	10.1
EID270-410	615 165 679 0	3/4	60	250	270	44	184	199	410	625	24.6	6.1	13.5

Crowfoot and tube nut tools



Offset Closed



Offset Open




Double start



In line Closed



In line Open



Double start



Flush Socket tools



Hold and Drive tools

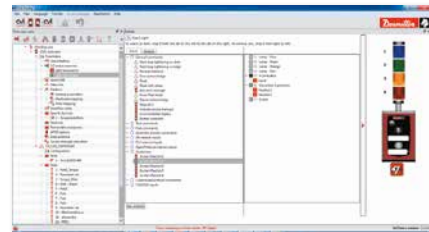
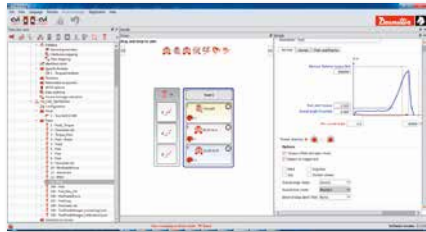
Contact your Desoutter representative for assistance in specifying the correct head for your application. We can supply standard products or, if the application requires, we can also provide customized tools.

Set your tools right...

CVI3 & CONNECT Platform



To set any point to point or via network with an intuitive and guided interface.



USER-FRIENDLY INTERFACE

- Configurable complete Assembly line view in the tree area
- Easy Tool/PSet setting including Quick Pset
- PSet steps definition with drag & drop feature and Intuitive settings with curve template
- Fast learning curve with contextual help
- Real time error-proofing consistency check

HIGH FLEXIBILITY

- Dynamic mapping for I/O, fieldbus with drag & drop feature
- Including positioning set up
- 2 ways transfer of all parameters between stations & PC
- Complete backup/restore of stations

ASSEMBLY PROCESS

- Complete process logic mapping including tightening & non-tightening operations with Assembly Process



(included in CVI CONFIG) To monitor results, maintenance and diagnostic in real time.

REAL-TIME MONITOR

- Results
- Curves
- Export in csv format
- Real time fieldbus variables monitoring

USER INFO HISTORY

- Alarms history (logs)
- Problem solving guidance

MAINTENANCE

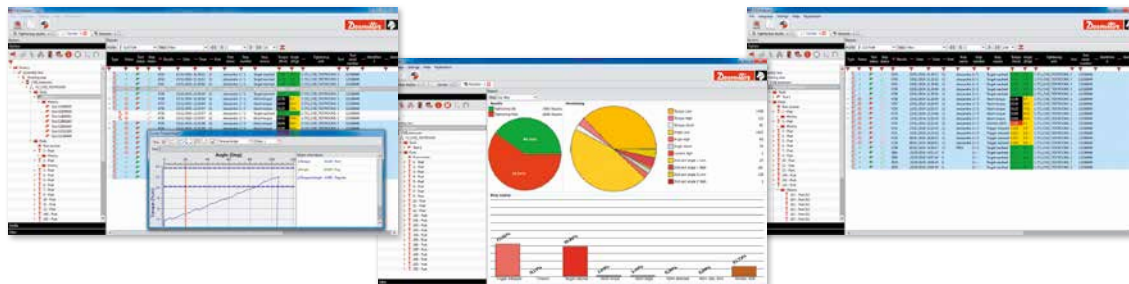
- read the counters of the tools, controller and cables
- set preventive maintenance alarms
- reset the counters and alarms
- tool calibration
- autocalibration with Delta 6D
- Real time access to tool parameters/counters (partial/total number of cycles performed by the tool/cable)
- Test mode to check torque transducer, angle encoder, brushless motor
- Battery tool setup and maintenance

Set your tools right...

CVI3 & CONNECT Platform



To collect tightening data and analyze results thanks to customized filter and report.



FLEXIBILITY

- Complete Factory and Assembly line layout definition
- Multi User Profiles definition
- Advanced customized filter definition
- Advanced data searching
- Multi tab view

ANALYSIS

- OK/NOK distribution
- NOK distribution reasons analysis

TRACEABILITY

- Unlimited results and curves collection in local DB through plant network
- Complete back-up solution
- Including data import from USB key
- Result and Curve export in csv format

	PART NO.
Software	
CVI ANALYZER - 1 user	615 927 696 0
CVI ANALYZER - 5 users	615 927 697 0
CVI ANALYZER - 25 users	615 927 698 0



To create & manage tailor-made access rights per user profile.

TAILOR MADE PROTECTION

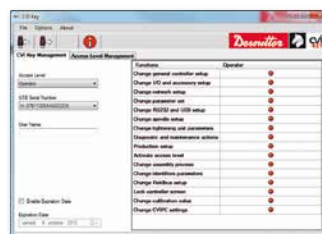
- Intuitive software to create/manage access level
- Protection guaranteed by unique profile keys created by the administrator (locked against copy)

SIMPLE INTERFACE

- Plug & Play USB key
- 4 profiles already available by default

HIGH FLEXIBILITY

- Unlimited number of profiles
- Set up the right access level



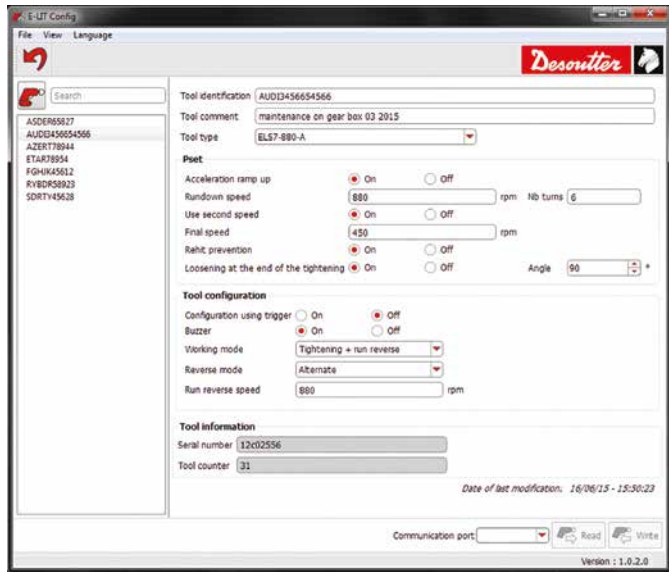
	PART NO.
Software	
CVI KEY	615 927 676 0

Set your tools right...

E-Lit Platform

Manage your E-LIT tools

- Save your E-LIT tool setting
- Use your own tool ID
- Upload saved setting on new tools
- Go further on the setting possibility



	PISTOL	ANGLE HEAD 18V	ANGLE HEAD 36V	ELC TOOLS	PART NO.
Software					
E-LIT CONFIG software	✓	✓	✓	✓	-
License E-LIT PC Level 1				✓	615 927 685 0

Set your tools right...

Other Platform

CVIPC2000 software is a user friendly tool able to program tightening cycles, collect and display results and curves for other Desoutter controllers platforms.

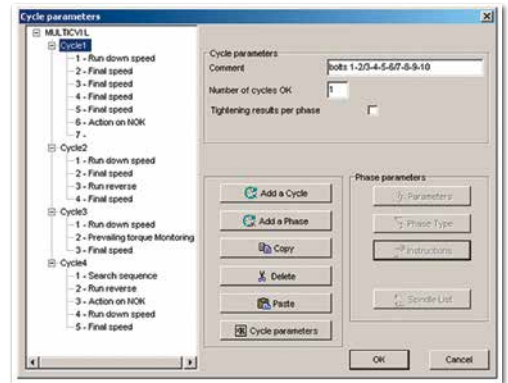
Programming mode

- General parameters of controllers: peripherals, fieldbuses, ethernet
- Tightening cycles
- Electric brushless tool features
- Downloading of all parameters to stations

Real time control mode on results, tightening reports.

Standard statistical analysis, reports and charts.

Maintenance mode with direct access to tool information, including test mode and complete backup/restore of stations.



The standard CVIPC 2000 is used for point to point connection of a single controller.

The CVIS/CVIC version is used for point to point connection of a single CVIS/CVIC/CVIC-II L and H/CVIL-II controller.

The advanced version is used for multipoint connection of several controllers.

MODEL	PART NUMBER
Reporting to Toolsnet open protocol 1 licence	615 927 829 0
Reporting to Toolsnet open protocol 5 licences	615 927 577 0
Reporting to Toolsnet open protocol 10 licences	615 927 578 0
Reporting to Toolsnet open protocol 25 licences	615 927 579 0
Reporting to Toolsnet open protocol 50 licences	615 927 580 0
Open protocol 1 licence	615 927 830 0
Open protocol 5 licences	615 927 581 0
Open protocol 10 licences	615 927 582 0
Open protocol 25 licences	615 927 583 0
Open protocol 50 licences	615 927 584 0

MODEL	PART NUMBER
CVI PC2000 standard 1 install	615 927 522 0
CVI PC2000 standard 5 install	615 927 526 0
CVI PC2000 standard 25 install	615 927 537 0
CVI PC2000 advanced 1 install	615 927 523 0
CVI PC2000 advanced 5 install	615 927 535 0
CVI PC2000 advanced 25 install	615 927 538 0
CVIPC2000 for CVIS/CVIC 1 Install	615 927 521 0
CVIPC2000 for CVIS/CVIC 2 Install	615 927 534 0

Improve your measurement

Delta Range

DELTA QC


The Delta QC software is the common software platform for all Delta QC measurement equipment. Included features are programming, results and curve viewer ensuring production data traceability. Statistical machine capability tool or SPC are also ensured thanks to local database available in the Advanced version.

• Delta QC Advanced

Advanced version provides a local result database and offline programming. All results, curves and statistics are available for review, export and reporting in both on line and off line mode. All Tools, Status and Pset are always available in the local SQL DB.



• Delta QC Licensed



• Delta QC FreeVersion

Delta Wrench and Alpha D product range are supplied with the Delta QC software. Without any registration the Delta QC is able to program Delta Wrench, Delta D and Alpha D, download results, export to excel and print.



MODEL	PART NUMBER
Delta QC Licensed 1 User	615 927 651 0
Delta QC Licensed 5 User	615 927 652 0
Delta QC Advanced 1 User	615 927 653 0
Delta QC Advanced 5 User	615 927 654 0

MAIN FUNCTIONS			
	FREE	LICENSED	ADVANCED
Delta D			
Pset programming	✓	✓	✓
Tool Definition	✓	✓	✓
Route Definition		✓	✓
Transducer Definition	✓	✓	✓
Pset Database		✓	✓
Tool Database		✓	✓
Route Database		✓	✓
Statistic (online only)		✓	✓
Result viewer	✓	✓	✓
Result excel export	✓	✓	✓
Curve viewer		✓	✓
Curve excel, JPEG export		✓	✓
Curve comparison		✓	✓
RESULT Database			✓
Curve Database			✓
Offline statistic			✓

MAIN FUNCTIONS			
	FREE	LICENSED	ADVANCED
Delta Wrench			
Pset programming	✓	✓	✓
Result viewer	✓	✓	✓
Result excel export	✓	✓	✓
PSet Database		✓	✓
Curve viewer		✓	✓
Result Database			✓
Delta Cart			
Pset programming			✓
Pset Database			✓
Result viewer			✓
Result excel export			✓
Result Database			✓
Offline statistic			✓

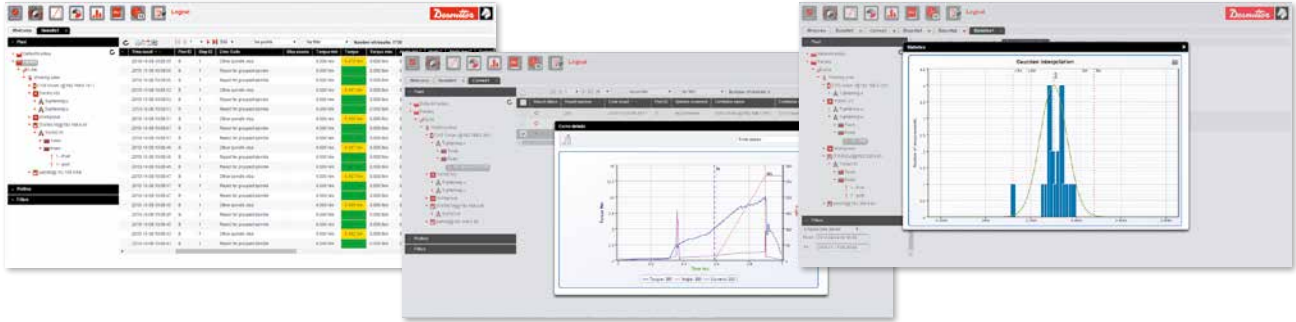
MAIN FUNCTIONS			
	FREE	LICENSED	ADVANCED
ALPHA D			
Result viewer	✓	✓	✓
Result excel export	✓	✓	✓
Curve viewer		✓	✓

Live data reporting & traceability

Product features



To collect data from controllers and display, in real time, results, statistics and reports on a web based client. Easy interface and configuration. CVI Net Web provides you with a very powerful tool to improve your production follow up.



FULL TRACEABILITY

- Real Time result and curve collection
- Real Time tightening errors
- Data storage in Server architecture
- MS SQL Server, Oracle, MySQL databases
- Automatic uploading of missing data from Controller
- Alarm in case of disconnection and FIFO inside controllers
- Curve overlay

FLEXIBILITY

- Administrator User
- Customized views and Filters
- Groups and Teams management
- Complete Plant layout definition
- Smart Identifier filtering
- Quick VIN result filtering

OPEN PROTOCOL ADAPTER LICENSE

- To collect results from any controller having Open Protocol capability
- To collect results from Delta Wrench WLAN

STATISTICAL ANALYSIS AND DOCUMENTATION

- Advanced OK/NOK reports and control charts
- Advanced NOK pareto analysis
- Cm/Cmk analysis according different standards (ISO, CNOMO, NF)
- Error Code Analysis & CVI3 User Info pareto diagram
- Team productivity report

REPORT PRINTING

- Export all results and curve directly from web page
- PDF, csv or txt export format
- Direct Printing from web page
- Printing of all tightening of a vehicle or a components by scanning the proper bar code
- Assembly Process result and complete report in PDF, xls format

NOTIFIER LICENSE

- To send customized email or on-line notification triggered by specific User Info

Live data reporting & traceability

Product references list



STANDARD LICENSE

to collect results from Desoutter controllers

- CVI Net Web service
- DB scripts to create/update
- MySQL
- SQL Server
- Oracle DB



	PART NO.
Software	
• CVINET WEB - 1 cont.	615 927 736 0
• CVINET WEB - 10 cont.	615 927 737 0
• CVINET WEB - 25 cont.	615 927 738 0
• CVINET WEB - 50 cont.	615 927 739 0
• CVINET WEB - 100 cont.	615 927 747 0
• CVINET WEB - 200 cont	615 927 748 0

OPEN PROTOCOL ADAPTOR

- OP Adapter License to collect results from all Desoutter controllers and tools with Open Protocol communication enabled
- OP Adapter Service to be registered in addition to standard CVI Net Web license

	PART NO.
Software	
• CVINET WEB - Open Protocol Adapter	615 927 758 0

CVI3 USER INFO NOTIFIER

- CVI Net Web allows to receive emails triggered by some events
- On-line notification as email alternative
- Notifier Service to be registered

	PART NO.
Software	
• CVINET WEB - Notifier	615 927 076 0


PivotWare - Process Control

Product features

Customized solutions available together with integration services in project management mode

INFINITY
Process Control Platform

FUSION
Process Control Management Suite



Fusion Management Suite for configuring stations & processes, deployment control and remote monitoring.



Production Management Module to manage products, sequencing and build requirements in each station.



Production Management Module




Structured sequence of work instructions and visual guidance delivered to operator for product variant requirements in station.



Customer Line Control System

Integration with line control systems for data exchange, product in station, line running/start/stop signals and TAKT requirements.

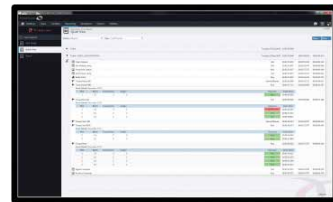




Watch our videos on
www.youtube.com/DESOUTTERTOOLS



Centralised storage and packaged services to manage collection and synchronisation of data.



Fusion Management Suite for interrogation and analysis of production data and product histories.

Dynamic Tooling option providing up to 8 tools running simultaneously on the workstation.



On line rework of missed items using the QMS Shared Step features.

Quality Checking & Repair Station utilising Quality Management System modules & services.



Quality Management Module



Station 2

Station 3



Station Level TAKT monitoring and management in line with product variant requirements in station.

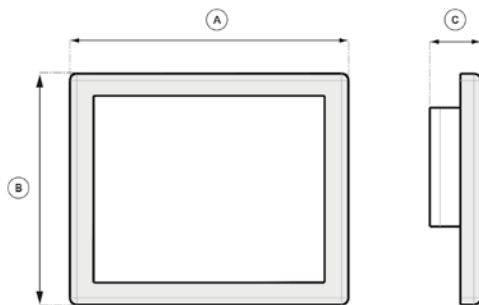
PivotWare - Process Control

Product references list

HARDWARE

Panel PC's		PART NUMBER
INFINITY Client - 17" IOT Panel PC with pre-loaded client software	with Alim, without power cable	615 932 742 0
INFINITY Module - 17" IOT Panel PC with pre-loaded Module software	Builder or Tracker (with Alim, without power cable)	615 932 743 0
INFINITY LITE - 17" IOT Panel PC with pre-loaded client software	with Alim, without power cable	615 932 744 0
Sigma -12" Panel PC with specific customized client software	with Alim, without power cable	615 932 730 0
Accessories		
INFINITY Micro 16I/O with M12 Connector Breakout	with alim without power cable	615 936 324 0
INFINITY/SIGMA Nano Kit	with 2 cables HD15 0,5m and Alim ; without power cable	615 936 327 0
INFINITY Positioning HW USB to CAN kit	1 x kit	615 813 265 0
Kit drive SSD with pre loaded software - spare part - Order with customer center		
Cable HD15 0,5m	Spare part	615 917 664 0
Cables		
Power cord 2m - A - European		615 917 201 0
Power cord 2m - B - USA		615 917 203 0
Power cord 2m - C - UK		615 917 202 0
Power cord 2m - D - Chinese		615 917 206 0

PANEL PC'S



MODEL	A		B		C	
	mm	in.	mm	in.	mm	in.
Sigma Client 12" IOT	317	12.48	243	9.57	66	2.60
Infinity Station 17" IOT	410	16.14	341	13.43	69	2.72
Infinity Module 17" IOT	410	16.14	341	13.43	69	2.72

ACCESSORIES




Infinity Micro



Sigma Nano Kit

CABLES



A

B

C

D

SOFTWARE

Fusion		PART NUMBER
FUSION Standard Client Management & Monitoring of Processes, Devices & Installation	Per user	615 927 783 0
Reporting		
Reporting Add-on for Fusion	Per Fusion user	615 927 784 0
Reporting / Core engine for Infinity Stations Traceability, data storage	1x station	615 927 799 0
	5x stations	615 927 800 0
	10x stations	615 927 801 0
	25x stations	615 927 802 0
	50x stations	615 927 803 0
	100x stations	615 927 804 0
	200x stations	615 927 805 0
Production Management System		
PMS Add-on for Fusion Production Management System Builder/Tracker modules, ERP Service	Per Fusion user	615 927 786 0
PMS for Infinity stations Production Management System Builder/Tracker modules, ERP Service (modules require extra hardware and Service requires Server licence)	1x station	615 927 820 0
	5x stations	615 927 821 0
	10x stations	615 927 822 0
	25x stations	615 927 823 0
	50x stations	615 927 824 0
	100x stations	615 927 825 0
	200x stations	615 927 826 0
Quality Management System		
QMS Add-on for Fusion Quality Management system, Shared steps, ...	Per Fusion user	615 927 787 0
QMS for Infinity stations Quality Management system, Shared steps, ...	1x station	615 927 806 0
	5x stations	615 927 807 0
	10x stations	615 927 808 0
	25x stations	615 927 809 0
	50x stations	615 927 810 0
	100x stations	615 927 811 0
	200x stations	615 927 812 0
Add-ons / Options		
INFINITY Concurrent tool Add-on	1x station	615 927 790 0
INFINITY Multi-spindle Add-on	1x station	615 927 785 0
INFINITY Positioning Add-on	1x station	615 927 791 0
INFINITY Plug-In Add-on	1x station	615 927 794 0
ERP Adaptor (On server license)	Per Server	615 927 782 0


Screwdrivers - Shut off - Pistol grip

0.4 to 16 Nm (3.5 to 142 in.lb) - 180 to 3500 rpm



Model	ØA		L	
	mm	(in.)	mm	(in.)
SBP..	31	(1.22)	182	(7.17)
SCBP..	31	(1.22)	182	(7.17)
SCP...	34	(1.34)	228	(8.97)
SCPT...	34	(1.34)	230	(9.06)
SDP023..3400	36	(1.42)	194	(7.64)
SDP035..2100	36	(1.42)	194	(7.64)
SDP055..1400	36	(1.42)	220	(8.66)
SDP075..1050	36	(1.42)	220	(8.66)
SDP100..780	36	(1.42)	220	(8.66)
SDP140..490	36	(1.42)	220	(8.66)
SDP160..300	36	(1.42)	220	(8.66)
SDP045..180	36	(1.42)	220	(8.66)

Model	L
	mm (in.)
SDT035..1100	212 (8.35)
SDT035..2200	212 (8.35)
SDT075..1470	238 (9.37)
SDT075..1100	238 (9.37)
SDT100..800	238 (9.37)
SDT140..510	238 (9.37)
SDT160..320	238 (9.37)

 **ACCESSORIES**
see page 102

Types D and E, Top air inlet

PIC REF	MODEL	PART NUMBER	FREE SPEED	OUTPUT HEX	TORQUE RANGE		FITTED SPRING		WEIGHT		AIR FLOW		AIR INLET		HOSE INT. Ø	
					rpm	in.	Nm	in.lb	Nm	in.lb	kg	lb.	l/s	cfm	in.	mm

PUSH AND TRIGGER START

A	SBP021-T2300-S4Q	1462144	2300	1/4	0.4-2.1	3.5-18.6	0.4-2.1	3.5-18.6	0.82	1.81	6.5	13.8	1/8	6	1/4
A	SBP021-T1600-S4Q	1462154	1600	1/4	0.4-2.1	3.5-18.6	0.4-2.1	3.5-18.6	0.82	1.81	6.5	13.8	1/8	6	1/4
A	SBP043-T1100-S4Q	1462164	1100	1/4	0.4-4.3	3.5-38	1.8-4.3	15.9-38.0	0.82	1.81	6.5	13.8	1/8	6	1/4
A	SBP047-T550-S4Q	1462174	550	1/4	0.4-4.7	3.5-41.6	1.8-4.7	15.9-41.5	0.82	1.81	6.5	13.8	1/8	6	1/4

TRIGGER START

A	SCBP043-T1100-S4Q	1466354	1100	1/4	0.4-4.3	3.5-38	1.8-4.3	15.9-38	0.82	1.81	6.5	13.8	1/8	6	1/4
A	SCBP044-T740-S4Q	1466344	740	1/4	0.4-4.4	3.5-39	1.8-4.4	15.9-39	0.82	1.81	6.5	13.8	1/8	6	1/4
A	SCBP047-T550-S4Q	1466334	550	1/4	0.4-4.7	3.5-41.6	1.8-4.7	15.9-41.6	0.82	1.81	6.5	13.8	1/8	6	1/4
B	SCP021-T1600-S4Q	1456744	1600	1/4	0.4-2.1	3.5-18.6	0.6-2.1	5.3-18.6	0.86	1.89	6.5	13.8	1/8	6	1/4
B	SCP043-T1100-S4Q	1456754	1100	1/4	0.4-4.3	3.5-38	0.9-4.3	7.9-38	0.86	1.89	6.5	13.8	1/8	6	1/4
B	SCP047-T550-S4Q	1456764	550	1/4	0.4-4.7	3.5-41.6	0.9-4.7	7.9-41.6	0.86	1.89	6.5	13.8	1/8	6	1/4
C	SDP035-T2100-S4Q	1465564	2100	1/4	1.0-3.5	8.9-31	1.0-3.5	8.9-31	0.9	1.98	9.0	19.1	1/4	10	3/8
C	SDP055-T1400-S4Q	1465554	1400	1/4	1.0-5.5	8.9-48.7	1.0-5.5	8.9-48.7	1.0	2.20	9.0	19.1	1/4	10	3/8
C	SDP075-T1050-S4Q	1465544	1050	1/4	0.6-7.5	5.3-66.4	2.5-7.5	22.1-66.4	1.0	2.20	9.0	19.1	1/4	10	3/8
C	SDP100-T780-S4Q	1465534	780	1/4	0.6-10	5.3-88.5	3.5-10	31.0-88.5	1.0	2.20	9.0	19.1	1/4	10	3/8
C	SDP140-T490-S4Q	1465524	490	1/4	0.6-14	5.3-124	3.5-10	31.0-88.5	1.0	2.20	9.0	19.1	1/4	10	3/8
C	SDP160-T300-S4Q	1465514	300	1/4	0.6-16	5.3-142	3.5-10	31.0-88.5	1.0	2.20	9.0	19.1	1/4	10	3/8
C	SDP045-T180-S4Q	205 146 706 4	180	1/4	1.5-4.5	13.3-39.8	1.5-4.5	13.3-39.8	1.0	2.20	9.0	19.1	1/4	10	3/8
D	SDT035-T1100-S4Q	205 147 623 4	1100	1/4	1.0-3.5	8.9-31	1.0-3.5	8.9-31	1.0	2.20	9.0	19.1	1/4	10	3/8
D	SDT035-T2200-S4Q	1465774	2200	1/4	1.0-3.5	8.9-31	1.0-3.5	8.9-31	1.1	2.42	9.0	19.1	1/4	10	3/8
D	SDT055-T1470-S4Q	1465764	1470	1/4	2.0-5.5	17.7-48.7	2.0-5.5	17.7-48.7	1.1	2.42	9.0	19.1	1/4	10	3/8
D	SDT075-T1100-S4Q	1465754	1100	1/4	2.5-7.5	22.1-66.4	2.5-7.5	22.1-66.4	1.1	2.42	9.0	19.1	1/4	10	3/8
D	SDT100-T820-S4Q	1465744	820	1/4	3.5-10	31.0-88.5	3.5-10	31.0-88.5	1.1	2.42	9.0	19.1	1/4	10	3/8
D	SDT140-T510-S4Q	1465734	510	1/4	3.5-14	31.0-124	3.5-10	31.0-88.5	1.1	2.42	9.0	19.1	1/4	10	3/8
D	SDT160-T320-S4Q	1465724	320	1/4	3.5-16	31.0-142	3.5-10	31.0-88.5	1.1	2.42	9.0	19.1	1/4	10	3/8

PUSH START, TOP AIR INLET

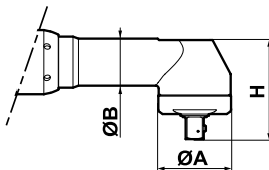
E	SCPT021-A2300-S4Q	1458974	2300	1/4	0.4-2.1	3.5-18.6	0.4-0.9	3.5-7.9	0.86	1.89	6.5	13.8	1/8	6	1/4
E	SCPT043-A1100-S4Q	1458894	1100	1/4	0.4-4.3	3.5-38	0.9-4.3	7.9-38.0	0.86	1.89	6.5	13.8	1/8	6	1/4
E	SCPT047-A550-S4Q	1458854	550	1/4	0.4-4.7	3.5-41.6	0.9-4.7	7.9-41.6	0.86	1.89	6.5	13.8	1/8	6	1/4

SH range - Angle head - Shut off

2.5 to 200 Nm (22.1 to 1770 in.lb) - 80 to 1100 rpm



Option:
Reaction bar for SH850/1200/2000



PRODUCTIVITY

- High speed with joint stiffness capability

QUALITY

- High accuracy with immediate shut off
- Improve your process quality with FAS3000

ERGONOMY

- Low reaction force on hard joint

DURABILITY

- Low frequency maintenance
- Quick service time



MODEL	ANGLE HEAD DIMENSIONS					
	ØA		ØB		H	
	mm	in.	mm	in.	mm	in.
SH70	20	0.79	20	0.79	36.6	1.44
SH150	22	0.87	21	0.83	35.2	1.38
SH200	27	1.06	27	1.06	45.5	1.79
SH280	27	1.06	24	0.94	41.5	1.63
SH420	40	1.57	29	1.10	56.5	2.20
SH500	40	1.57	29	1.10	56.5	2.20
SH700	40	1.57	29	1.10	56.5	2.20
SH850	51	2.00	33	1.30	69.5	2.70
SH1200	51	2.00	33	1.30	69.5	2.70
SH2000	51	2.00	33	1.30	69.5	2.70



ACCESSORIES
see page 104

PIC REF	MODEL	PART NUMBER	BOLT SIZE	FREE SPEED	SQUARE DRIVE	TORQUE RANGE		LENGTH		WEIGHT		AIR FLOW		AIR INLET	HOSE INT. Ø	
			mm	rpm	in	Nm	in.lb	mm	in.	kg	lb.	l/s	cfm	in.	mm	in.
A	SH70-LR1100-S90-A4S	205 147 628 4	M5	1100	1/4	2.5-7	22.1-61.9	334	13.1	1.3	2.9	8	17	1/4	8	5/16
B	SH150-LR580-S90-A10S	205 147 629 4	M6	560	3/8	7-15	61.9-44.2	349	13.7	1.4	3.1	10	21	1/4	10	3/8
B	SH200-LR550-S90-A10S	205 147 630 4	M6	530	3/8	10-19	88.5-168	355	14.0	1.4	3.1	10	21	1/4	10	3/8
B	SH280-LR350-S90-A10S	205 147 631 4	M8	340	3/8	14-28	124-248	350	13.8	1.4	3.1	10	21	1/4	10	3/8
B	SH280-LR80-S90-A10S	205 147 632 4	M8	80	3/8	14-28	124-248	350	13.8	1.4	3.1	10	21	1/4	10	3/8
C	SH420-LR400-S90-A10S	205 147 800 4	M10	400	3/8	20-42	177-372	436	17.2	2.0	4.4	16	34	1/4	10	3/8
C	SH500-LR330-S90-A13S	205 147 473 4	M10	330	1/2	25-50	221-442	453	17.8	2.2	4.8	16	34	1/4	10	3/8
D	SH700-LR225-S90-A13S	205 147 474 4	M10-M12	225	1/2	34-70	301-619	487	19.2	2.4	5.3	16	34	1/4	10	3/8
D	SH850-LR190-S90-A13S	205 147 475 4	M12	190	1/2	40-85	354-752	530	20.8	2.8	6.1	16	34	1/4	10	3/8
E	SH1200-LR215-S90-A13S	205 147 476 4	M12-M14	215	1/2	70-120	354-1062	590	23.2	3.5	7.6	28	59	1/2	13	1/2
E	SH2000-LR100-S90-A13S	205 147 801 4	M12-M14	100	1/2	115-200	1018-1770	608	23.9	4.4	9.7	28	59	1/2	13	1/2

Angle Head - Shut off

0.4 to 27 Nm (3.5 to 239 in.lb) - 170 to 2200 rpm



A



B



C

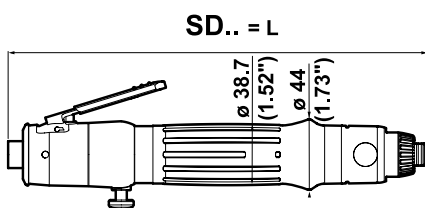


ACCESSORIES
see page 104

PIC REF	MODEL	PART NUMBER	FREE SPEED	OUTPUT DRIVE	TORQUE RANGE		FITTED SPRING		LENGTH		WEIGHT		AIR FLOW		AIR INLET	HOSE INT. Ø	
			rpm	in.	Nm	in.lb	Nm	in.lb	mm	in.	kg	lb.	l/s	cfm	in.	mm	in.
TWO WAY																	
A	SC043-L950-S90A4S	1459134	950	1/4 sq	0.4-4.3	3.5-38	0.9-4.3	7.9-38	275	10.8	0.84	1.85	6.5	13.8	1/8	6	1/4
A	SC047-L500-S90A4S	1459124	500	1/4 sq	0.4-4.7	3.5-41.5	0.9-4.7	7.9-41.5	275	10.8	0.84	1.85	6.5	13.8	1/8	6	1/4
B	SC043-L950-S90A4H	1459054	950	1/4 hex	0.4-4.3	3.5-38	0.9-4.3	7.9-38	275	10.8	1.12	2.47	6.5	13.8	1/8	6	1/4
B	SC047-L500-S90A4H	1459044	500	1/4 hex	0.4-4.7	3.5-41.5	0.9-4.7	7.9-41.5	275	10.8	1.12	2.47	6.5	13.8	1/8	6	1/4
C	SD072-LB1080-S90-A10S	1463504	1080	3/8 sq	2.5-7.2	22-63.7	2.5-7.2	22-63.7	353	13.9	1.41	3.11	8.7	18.4	1/4	10	3/8
C	SD095-LB800-S90-A10S	1463494	800	3/8 sq	3-9.5	26.6-84.1	3-9.5	26.6-84.1	353	13.9	1.41	3.11	8.7	18.4	1/4	10	3/8
C	SD130-LB600-S90-A10S	1463484	600	3/8 sq	4.5-12	39.8-106	4.5-12	39.8-106	353	13.9	1.41	3.11	8.7	18.4	1/4	10	3/8
C	SD209-LB370-S90-A10S	1463474	370	3/8 sq	11-19	97.3-168	6-19	53.1-168	376	14.8	1.50	3.31	8.7	18.4	1/4	10	3/8
C	SD300-LB250-S90-A10S	1463464	250	3/8 sq	11-27	97.3-239	11-27	97.3-239	376	14.8	1.50	3.31	8.7	18.4	1/4	10	3/8
C	SD072-LR1080-S90-A10S	1463554	1080	3/8 sq	2.5-7.2	22-63.7	2.5-7.2	22-63.7	376	14.8	1.41	3.11	8.7	18.4	1/4	10	3/8
C	SD095-LR800-S90-A10S	1463544	800	3/8 sq	3-9.5	26.6-84.1	3-9.5	26.6-84.1	376	14.8	1.41	3.11	8.7	18.4	1/4	10	3/8
C	SD130-LR600-S90-A10S	1463534	600	3/8 sq	4.5-12	39.8-106	4.5-12	39.8-106	376	14.8	1.41	3.11	8.7	18.4	1/4	10	3/8
C	SD209-LR370-S90-A10S	1463524	370	3/8 sq	11-19	97.3-168	6-19	53.1-168	376	14.8	1.41	3.11	8.7	18.4	1/4	10	3/8
C	SD300-LR250-S90-A10S	1463514	250	3/8 sq	11-27	97.3-239	11-27	97.3-239	376	14.8	1.50	3.31	8.7	18.4	1/4	10	3/8
C	SD300-LR180-S90-A10S	205 146 704 4	180	3/8 sq	11-27	97.3-239	11-27	97.3-239	375	14.8	1.50	3.30	8.7	18.4	1/4	10	3/8

Screwdrivers - Non Shut off - Push and Lever start

0.6 to 10 Nm (5.3 to 88.5 in.lb) - 510 to 3500 rpm



Model	L mm (in.)
SD023..3500	252 (9.92)
SD035..2200	252 (9.92)
SD055..1470	278 (10.9)
SD075..1100	278 (10.9)
SD100..820	278 (10.9)
SD100..510	278 (10.9)



ACCESSORIES
see page 102

PIC REF	MODEL	PART NUMBER	FREE SPEED	OUTPUT HEX	TORQUE RANGE		FITTED SPRING		WEIGHT		AIR FLOW		AIR INLET	HOSE INT.Ø	
			rpm	in.	Nm	in.lb	Nm	in.lb	kg	lb.	l/s	cfm	in.	mm	in.

PUSH START

A	SD035-AB2200-R4Q	1462944	2200	1/4	1.0-3.5	8.9-31.0	1.0-3.5	8.9-31.0	0.73	1.61	8.7	18.4	1/4	10	3/8
A	SD055-AB1470-R4Q	1462934	1470	1/4	0.6-5.5	5.3-48.7	2.0-5.5	17.7-48.7	0.89	1.96	8.7	18.4	1/4	10	3/8
A	SD075-AB1100-R4Q	1462924	1100	1/4	0.6-7.5	5.3-66.4	2.5-7.5	22.1-66.4	0.89	1.96	8.7	18.4	1/4	10	3/8

LEVER START

B	SD055-LB1470-R4Q	1463194	1470	1/4	0.6-5.5	5.3-48.7	2.0-5.5	17.7-48.7	0.92	2.03	8.7	18.4	1/4	10	3/8
B	SD075-LB1100-R4Q	1463184	1100	1/4	0.6-7.5	5.3-66.4	2.5-7.5	22.1-66.4	0.92	2.03	8.7	18.4	1/4	10	3/8
B	SD100-LB820-R4Q	1463174	820	1/4	0.6-10	5.3-88.5	3.5-10	31.0-88.5	0.92	2.03	8.7	18.4	1/4	10	3/8
B	SD100-LB510-R4Q	1463164	510	1/4	0.6-10	5.3-88.5	3.5-10	31.0-88.5	0.92	2.03	8.7	18.4	1/4	10	3/8
C	SD023-LR3500-R4Q	1463154	3500	1/4	1.0-2.3	8.9-20.3	1.0-2.3	8.9-20.3	0.76	1.67	8.7	18.4	1/4	10	3/8

Accessories

STRAIGHT - PUSH START & LEVER START

ACCESSORIES INCLUDED

ITEM	SB	SC2	SD
• Suspension bail(s)	443703	205 049 537 3	467003
• Suspension bail internal		205 051 289 3	
• Exhaust hose	443723	205 049 584 3	467073
• Clutch adjustment keys	446583	205 050 785 3	29932
1 Short lever (lever start model)		205 052 020 3	
2 Rings identification		205 049 590 3	
3 Side handle assembly			467033

OPTIONAL ACCESSORIES

ITEM	SB	SC2	SD
3 Side handle assembly		205 052 175 3	
• Double-ended bit holder		205 052 883 3	465523

Balancers & Tool Holster

4 Spring suspension balancer	50522	50522	52862
5 Hose reel balancer	50552	50552	50562
6 Tool holster DTH-42	107892	107892	107892

Bench Stands (for more information, see pages 153-163)

7 D53-25 Linear arm (tool clamp included)	615 810 702 0	615 810 702 0	615 810 702 0
7 D53-25X Linear arm (tool clamp included)	615 810 703 0	615 810 703 0	615 810 703 0
8 D53-25S Folder arm (tool clamp included)	615 810 708 0	615 810 708 0	615 810 708 0
9 D57 Balancing arm	408903	408903	408903
• Tool clamp	615 396 614 0	615 396 614 0	615 396 614 0
9 D57X Balancing arm	408913	408913	408913
• Tool clamp	615 396 614 0	615 396 614 0	615 396 614 0
10 D58 Balancing arm	408923	408923	408923
• Tool clamp	615 396 614 0	615 396 614 0	615 396 614 0

11 TRA12 / TRA25 Telescopic reaction arm

(see page 156)

12 TT10 / TT25 Torque Tube Arm

(see page 159)

Vacuum Pick Up - Order Pick Up kit, Finder Sleeve & Vacuum Source

13 Vacuum pick up kit (spring only for 2A89)	108892		108892
14 Finder sleeve blank - plastic	464093		464093
• Finder sleeve blank - steel	464103		464103
15 Vacuum source AV201 for use with filter/regulator unit			112063

Miscellaneous

16 Offset exhaust			205 047 623 3
• Clutch case 7/8" LH thread 320-1470 rpm			205 047 478 3
• Clutch case 7/8" LH thread 2200-3500 rpm			205 047 479 3
• Clutch case without thrust bump, M20x1.0LH thread 320-1470 rpm			465463
• Clutch case without thrust bump, M20x1.0LH thread 2200-3500 rpm			465443

PISTOL GRIP

ACCESSORIES INCLUDED

	SCBP	SBP	SCP SCPT	SDP SDT
• Suspension bail(s)	307683	307683	307683	473153
• Side handle (320 & 1470 rpm)				467033
• Clutch adjustment keys (320 - 1470 rpm)	205 047 988 3	446583	29932	29932
• Clutch adjustment keys (2200 - 3500 rpm)				467293

OPTIONAL ACCESSORIES

ITEM	SBP SCBP	SCP SCPT	SDP SDT
Balancers & Holster			
1 Spring suspension balancer	52862	52862	52862
2 Hose reel balancer	50552	50552	50562
• Hose reel balancer conversion kit	107403	107403	115193
3 Tool holster DTH-90	615 812 119 0	615 812 119 0	615 812 119 0
Bench Stands (for more information, see pages 172-173)			
4 D59 Pantographic arm	408933	408933	408933
Miscellaneous			
5 Side handle	70442	70442	467033



DIRECT DRIVE

ACCESSORIES INCLUDED



	SDP	SD	H410
• Suspension bail(s)	473153	467003	70042
• Side handle	467033		
• Exhaust hose		467073	

OPTIONAL ACCESSORIES



ITEM	SDP	SD	H410
• Air flow regulator	81223	81223	

Balancers & Holster

1	Spring suspension balancer	52862	50532	50542
2	Hose reel balancer	50562	50562	
3	Tool holster DTH-42	107892		
4	Tool holster DTH-90		615 812 119 0	

Suspension Shackle

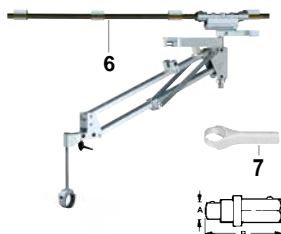
5	Suspension shackle		70082	615 571 050 0
	• Swivel suspension shackle			615 396 229 0

Bench Stands (for more information, see pages 172-173)

6	D59 Pantographic arm	408933		
---	----------------------	--------	--	--

Miscellaneous

7	Side handle	467033		
	• Offset exhaust		205 047 623 3	
	• Square drive adaptor 3/8" Square drive, 48mm (1.89") long			14422
	• Square drive adaptor 1/2" Square drive, 46mm (1.81") long			14442
	• Square drive adaptor 1/2" Square drive, 76mm (2.99") long			14482
	• Exhaust collector			72163



AUTO REVERSE

ACCESSORIES INCLUDED



	SD
• Suspension bail(s)	467003
• Side handle	467033
• Clutch adjustment keys	29932

OPTIONAL ACCESSORIES

ITEM	SD
------	----

Placement of Threaded Inserts

1	M3 x 0.5 Nose kit	76552
1	M4 x 0.7 Nose kit	76562
1	M5 x 0.8 Nose kit	76572
1	M6 x 1.0 Nose kit	76582
1	M8 x 1.25 Nose kit	76592

Blind Hole Tapping/ Cleaning - 3 parts Required

	• Bit adaptor*	465513
2	Thread adaptor	96743
3	Chuck capacity 8mm (5/16")	205 053 013 3

Balancers & Tool Holster

4	Spring suspension balancer	50532
5	Reaction free self-lock balancer	615 813 078 0
6	Tool holster DTH-42	107892

Bench Stands (for more information, see pages 172-173)

7	D57 Balancing arm	408903
	• Tool clamp	615 396 614 0
7	D57X Balancing arm	408913
	• Tool clamp	615 396 614 0
8	D58 Balancing arm	408923
	• Tool clamp	615 396 614 0
9	TRA25 Telescopic reaction arm	(see page 178)

* To order more clutch cover PN 465453 + washer PN 467113



Accessories



ANGLE HEAD

ACCESSORIES INCLUDED

	SC	SD	SH
• Suspension bail(s)	39433/280893	467003	
• Exhaust hose	396553	467073	
• Adjustment keys	29932	29932	205 050 785 3
• Air hose nipple			205 051 239 3

OPTIONAL ACCESSORIES

ITEM	2D4872	SC	SD	SH
• Exhaust hose for SH70/150/200/280/420/500/700/850				459813
• Exhaust hose for SH1200/2000				205 050 181 3

Balancers & Holster

1 Spring suspension balancer	50532	52862	50532	
1 Spring suspension balancer for SH70/150/200/280				52862
2 Spring suspension balancer for SH420 to SH2000				50052
3 Hose reel balancer	50562	50552	50562	
3 Hose reel balancer for SH70/150/200/280				50562

Suspension Shackle

• Suspension shackle	95842	70082		
----------------------	-------	-------	--	--

Suspension bails

4 Suspension bail for SH70/150/200/280				205 051 632 3
4 Suspension bail for SH420/500/700/850				205 051 113 3
4 Suspension bail for SH1200/2000				615 396 562 0

Swiveling bails

5 Swiveling bail for SH420/500/750/850				205 051 115 3
5 Swiveling bail for SH1200/2000				205 051 232 3

Bench Stands (for more information, see pages 153-163)

6 D53-25 Linear arm (tool clamp included)	615 810 702 0	615 810 702 0	615 810 702 0	615 810 704 0
6 D53-25X Linear arm, extended reach	615 810 703 0	615 810 703 0	615 810 703 0	
7 D53-25S Folder arm (tool clamp included)	615 810 707 0	615 810 707 0	615 810 707 0	615 810 709 0

Bench Stands (for more information, see pages 172-173)

8 D57 Balancing arm	408903	408903	408903	
• Tool clamp	615 396 614 0	615 396 614 0	615 396 614 0	
8 D57X Balancing arm	408913	408913	408913	
• Tool clamp	615 396 614 0	615 396 614 0	615 396 614 0	
9 D58 Balancing arm	408923	408923	408923	
• Tool clamp	615 396 614 0	615 396 614 0	615 396 614 0	
10 TRA12 / TRA25 Telescopic reaction arm		(see page 156)		
11 TT10 / TT25 Torque Tube Arm		(see page 159)		

Miscellaneous

• Offset exhaust			205 047 623 3	
• Bench mounted swing arm	66542	66542	66542	66542
12 Protective cover for SH70/150/200/280				205 011 426 2
12 Protective cover for SH420/500				205 050 182 3
12 Protective cover for SH700/850				205 050 235 3
12 Protective cover for SH1200/2000				205 050 252 3
13 Complete reaction bar kit for SH850/1200/2000				205 051 121 3
14 Reporting kit for SH70 (for connexion with FAS)				205 011 424 2
14 Reporting kit for SH150/200/280 (for connexion with FAS)				205 011 425 2
14 Reporting kit for SH420/500/700/850 (for connexion with FAS)				205 050 175 3
14 Reporting kit for SH1200/2000 (for connexion with FAS)				205 050 176 3

OPEN ENDED WRENCHES

ACCESSORIES INCLUDED

	SD
• Suspension bail(s)	467003
• Exhaust hose	467073
• Clutch adjustment keys	29932

OPTIONAL ACCESSORIES

ITEM	SD
Balancers	
1 Spring suspension balancer	50542
2 Hose reel balancer	50562

Suspension Shackle

3 Suspension shackle	70082
----------------------	-------

Bench Stands (for more information, see pages 160-161)

4 D57 Balancing arm	408903
• Tool clamp	615 396 614 0
4 D57X Balancing arm	408913
• Tool clamp	615 396 614 0
5 D58 Balancing arm	408923
• Tool clamp	615 396 614 0

Miscellaneous

• Offset exhaust	205 047 623 3
------------------	---------------


TORQUE CONTROLLED

ACCESSORIES INCLUDED

ITEM		SC2 / SD
1	Muffler	205 045 792 3
2	Straight fitting	205 044 497 3

OPTIONAL ACCESSORIES

ITEM		PART NO.
	• Spring Loaded Shats and Bearings Support (including 3, 4, 5)	
3	Bit Adaptor	103782
4	Spring Loaded Shaft 25mm (1")	108342
5	Shaft Support and Nose Mount	108412
6	Nose Mounts	205 052 876 3
7	Flange M20	205 052 875 3
	• Offset Head & Spring Loaded shaft (Including 8, 9)	
8	Offset Head , offset 30mm (1.18")	384993
9	Spring Loaded Shaft 25mm (1") stroke	108342
10	3/8" Square to 1/4" Hex Power Adaptor	108322





Specific Nutrunners and Spindles



Specific nutrunners

- Flush socket
- Crowfoot (open or close ended)
- Hold and Drive
- Crowfoot Hold and Drive
- Insulated
- 2 output shafts
- With multiplier
- Quick Change

Specific spindles

- U-Shape
- Specific output shaft
- Second torque transducer

Specific reaction bars

AND MUCH MORE ON REQUEST!

For further information about technical data, please contact your Desoutter representative or Project Manager for assistance

airtoolservices.co.uk | sales@airtoolservices.co.uk | 01772 557700

Solutions for tightening

Desoutter offers a wide range of solutions to cover all your tightening requirements

Our dedicated project team will bring you the level of expertise you need to optimize your production process

They will support you at each step of your project, from analyzing your application, offering the right technical solution, up to the tools delivery, on-site installation and operator's training

For all the fasteners most widely used in the aerospace, Desoutter is your partner



ELS with 110° offset head



EAB with H&D extended socket



In line tools for Hi-Lite® and Hi-Lock® fasteners



Torque reaction arm



Tools for HI-LOK® fasteners



Flush Socket tools

Aerospace tightening solutions

How to select the right tool?

- 1 Select your fastener
- 2 Select your ergonomics
- 3 Select your power
- 4 Select your head type
- 5 Define with your local Desoutter representative your head dimensions



Shearing applications: frangible collars and double-hex



	1	PISTOL		4	ANGLE HEAD		2
		TOOL	HEAD		TOOL	HEAD	
3		SDP RANGE 		SD RANGE 	90° ANGLE HEAD 		
		ELS RANGE 		ELS RANGE 	OFFSET HEAD 90° 		
					OFFSET HEAD 110° 		

Torque applications



	TOOL	PISTOL		HEAD	ANGLE HEAD	
		TOOL	HEAD		TOOL	HEAD
3		SDP RANGE 		SD RANGE 	90° ANGLE HEAD 	
		ELS RANGE 		ELS RANGE 	OFFSET HEAD 90° 	
		EPB RANGE* 		EAB RANGE* 	OFFSET HEAD 110° 	

* EAB/EPB Range: the right tool for each of your requirements



EAB/EPB:

- Our stand-alone B-flex for high precision and easiness of use, see pages 61-62



EAB/EPB Advanced:

- Advanced version of our standalone tool; 6 tightening cycles as well as angle strategy, see pages 61-62



EABCom:

- Benefit from the best tightening technology in a battery tool: full traceability, assembly process management, all tightening strategies, see pages 77-78



EABCom QRX:

- Several accessories for 1 tool. Increases flexibility in your factory reduces the number of tools and associated maintenance costs, see pages 63

Customized Solutions

CONTROLLER STAND

- 1 Controller CVI3 and accessories or 2 controllers
- 1 Controller Twin CVI3 and accessories or 2 controllers
- Multi CVI2 - Multi CVI3 - Retractable controller stand
- Different options and cable management included



SPECIAL FUNCTIONS:

- Trombons (vertical and horizontal)
- Special gear boxes simple or with Hold and Drive
- Special gear boxes with 2 spindles






For further information about technical data, please contact your Desoutter representative or Project Manager for assistance

Other Customized Solutions

CUSTOMIZED SOLUTIONS

- 1 spindle with electromagnet and reaction pin with 2 center distances
- Special multi spindle with orientation, center distance adjustment, suspension with brake, ...
- Trolley and arms on trolley

AND MUCH MORE ON REQUEST !



For further information about technical data, please contact your Desoutter representative or Project Manager for assistance

airtoolservices.co.uk | sales@airtoolservices.co.uk | 01772 557700



Data Analyzer

Delta 1D / Delta 6D / Delta 7D

This generation of Delta analyzer is the compact portable solution to monitor all types of production tools at just 500g. Combined with standard Desoutter DRT or DST transducers it's capable of calibrating pulse tools, electric nutrunners or torque wrenches. Divided into three models for Torque measurement only (DELTA 1D), Torque & Angle (Delta 6D) and capable of residual torque check and production strategy with DWTA wrench (Delta 7D).

MAIN FEATURES

- Display: Large color screen shows clear test results, Torque & Angle curves. Real time statistics, Tools description and Routes
- Connectivity: Ethernet and USB port for Delta QC software communication and RS232 for CVI II, CVIC II and CVI3 calibration or barcode reader
- Power: Li-Ion high capacity battery of 16 hours of autonomy or external power supply
- Transducer: Standard Desoutter connector for digital transducers. Analog CMD and GSE transducer connection through an adapter
- Barcode (Delta 7D): Embedded Barcode for automatic Pset selection or VIN traceability



Measurement Unit

Delta 1D / Delta 6D / Delta 7D



MAIN FEATURES	DELTA 1D	DELTA 6D	DELTA 7D
Transducer			
Connection to DRT4, DRT5, DST, PST	✓	✓	✓
Connection to DWT, DWTA			✓
Connection to CMD, GSE or general 19 pins analog transducer	✓	✓	✓
	Through optional analog/digital adapter		
On board functionality			
Wrench test	✓	✓	✓
Nutrunner test	✓	✓	✓
Pulse Tool test	✓	✓	✓
Tools	1	1000	1000
Pset		1000	1000
Integrated Statistic	Min, Max Avg	Cm, Cmk, SPC	Cm, Cmk, SPC
		(ISO, NF and CNOMO standards)	(ISO, NF and CNOMO standards) + SPC
Residual Check Strategy			✓
Production Strategy			✓
Results	1000	5000	5000
Curve	10	10	10
CVI autocalibration		✓	✓
External Barcode connectivity		✓	✓
Embedded Barcode			✓

MODEL	PART NUMBER	POWER REQUIREMENTS		DIMENSIONS						WEIGHT	
		BATTERY LIFE	CHARGER	DEPTH		WIDTH		HEIGHT		kg	lb
		hours	Volt	mm	in.	mm	in.	mm	in.		
Delta 1D	615 935 101 0	16	110/240	45	1.77	95	3.74	192	7.56	0.5	1.1
Delta 6D	615 935 102 0	16	110/240	45	1.77	95	3.74	192	7.56	0.5	1.1
Delta 7D	615 935 147 0	16	110/240	45	1.77	95	3.74	192	7.56	0.5	1.1

All models are supplied with box including Battery, Power Supplier and Delta QC Free Version

ACCESSORIES INCLUDED

	PART NO.
• Delta Battery	615 936 142 0
• Universal Power Supplier	615 936 143 0



OPTIONAL ACCESSORIES

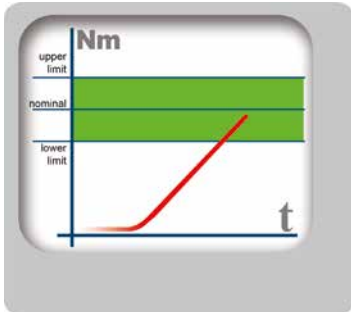
ITEM		PART NO.
1	Rubber Protection	615 936 141 0
•	CMD & ST 4000 Adapter	615 917 671 0
•	CMD 5000 Adapter	615 917 672 0
•	RS232 Adapter	615 917 670 0
•	GSE 2500 Adapter	615 917 674 0
•	GSE 8500T Adapter	615 917 675 0
•	GSE 8500T/A Adapter	615 917 676 0
•	Analog 19 pins Adapter	615 935 175 0
2	Delta Demo Case (Empty)	615 936 140 0
•	Delta QC Licensed - 1 user	615 927 651 0
•	Delta QC Licensed - 5 user	615 927 652 0
•	Delta QC Advanced 1 user	615 927 653 0
•	Delta QC Advanced 5 user	615 927 654 0
•	Digital 10 pins Cable 2m	615 917 430 0
•	Digital 10 pins Spiral Cable 2m	615 917 432 0
•	Digital 10 pins Cable 5m	615 917 433 0

see not included Transducer cables p.137

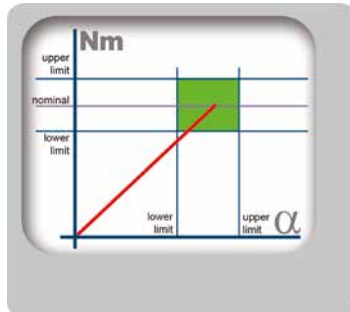
DWTA

Digital Wrench for Torque and Angle Measurement

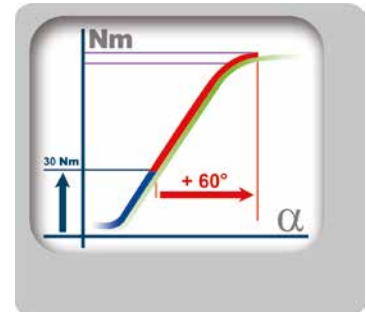
PRODUCTION AND QUALITY strategies: In combination with Delta 7D, the torque and angle wrench for residual automatic torque check and Joint analysis with Yield point detection.



Tightening within torque limits



Tightening within torque and angle limits (tightening to a window)



Tightening with torque and additional angle rotation (torque + angle)



■ DWTA

■ Non Length Dependent Transducer thanks to double bridge strain gauge. To guarantee a tightening result independent from operator hand position +/- 1 % of torque reading (from 10 % to 100 % of torque range)

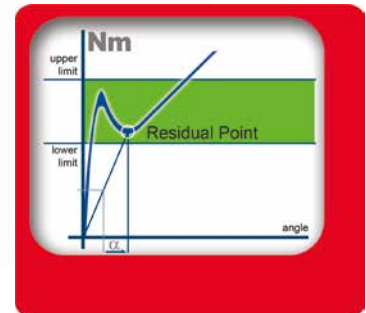


■ Military connector for standard transducer cable

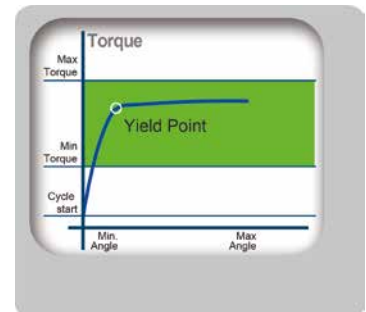


■ Delta7D

■ DWTA



Automatic Residual torque check



Joint analysis



■ Gyroscope for angle measurement

MODEL	PART NUMBER	RANGE		ANGLE	DRIVE		INCLUDED RATCHET	LENGTH		WEIGHT	
		Nm	ft lb		mm	in.		mm	in.	kg	lb
DWTA 30	615 165 760 0	3-30	2.21-22.1	✓	9x12	0.35x0.47	3/8	402	15.8	0.9	2.0
DWTA 150 Short	615 165 761 0	15-150	11.06-110.6	✓	14x18	0.55x0.71	1/2	418	24.6	1.8	4.0
DWTA 400	615 165 762 0	40-400	29.5-295	✓	14x18	0.55x0.71	3/4	1026	40.4	2.8	6.2

no TAG feature available for DWTA



Delta Wrench

Digital Wrench for Torque & Angle Measurement



The digital wrench integrates is a unique device and flexible solution for both production and quality strategy in tightening. Delta Wrench provides high accuracy solution for both torque and angle controlled joints tightening. Delta Wrench ensures perfect tightening operator independent thanks to automatic pre-defined PSet selection. It also includes residual torque measurement Quality strategies and traceability for a perfect quality audit with predefined routes.



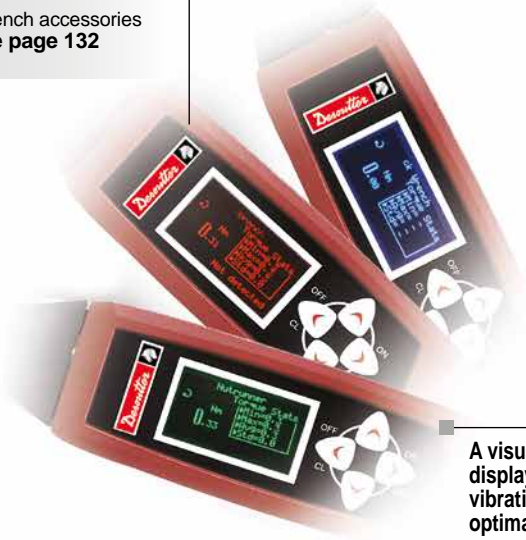
Non Length Dependent Transducer thanks to double bridge strain gauge. To guarantee a tightening result independent from operator hand position

Accuracy of +/-1% on Torque reading value (from 10 to 100% of the nominal torque)

Standard interchangeable heads and reversible ratchets



Wrench accessories see page 132



A visual Backlight RGB colour display AND a complementary vibrating sensation system for an optimal operator guidance

Intelligent RFI-TAG for PSet automatic selection



USB Port for DELTA QC free software communication for programming 200 predefined PSet or to Export result in XLS report.



Optional Wireless Communication

Ergonomic keyboard to recall the predefined PSet

Embedded high capacity Li-Ion battery



Optional gyroscope for angle measurement

Delta Wrench Vibrating Standalone



In order to provide a clear guidance to the operator during tightening, the vibrating wrench is configurable to give you an immediate feedback even in a loud environment of work.



MODEL	PART NUMBER	RANGE		ANGLE	DRIVE		INCLUDED RATCHET	LENGTH		WEIGHT	
		Nm	ft lb		mm	in.		mm	in.	kg	lb
Delta Wrench 30-AV	615 935 230 0	3-30	2.21	✓	9x12	0.35x0.47	3/8	402	15.8	0.9	2.0
Delta Wrench 150-AV Short	615 935 231 0	15-150	11.06-110.6	✓	14x18	0.55x0.71	1/2	418	16.5	1.0	2.2
Delta Wrench 200-AV	615 935 232 0	20-200	14.75-147.5	✓	14x18	0.55x0.71	1/2	625	24.6	2	4.4
Delta Wrench 400-AV	615 935 233 0	40-400	29.5-295	✓	14x18	0.55x0.71	3/4	1026	40.4	2.8	6.2
Delta Wrench 500-AV	615 935 234 0	50-500	36.88-368.8	✓	21X26	0.82X1.02	3/4	1137	44.8	5.5	12.1
Delta Wrench 800-AV	615 935 235 0	80-800	59.0-590	✓	Ø 28	Ø 1.1	1	1305	51.4	6.7	14.8

All models are supplied with box including reverseable ratchet with TAG and Delta QC Free Version (Batteries supplied separately)



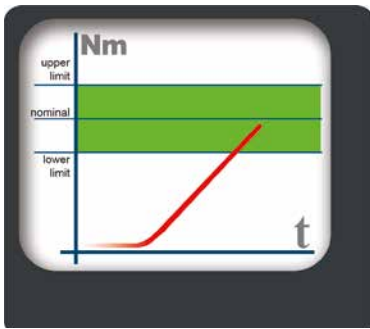
■ Li-Ion Battery and battery charger

MODEL	PART NUMBER	HEIGHT		LENGTH		WIDTH		WEIGHT	
		mm	in	mm	in	mm	in	gr	lb
Delta Wrench Battery	615 936 150 0	-	-	110	4.33	Ø 22	Ø 8,86	80	0.18
Delta Wrench Battery Charger	615 936 151 0	60	2.36	140	5.51	80	3.15	240	0.53

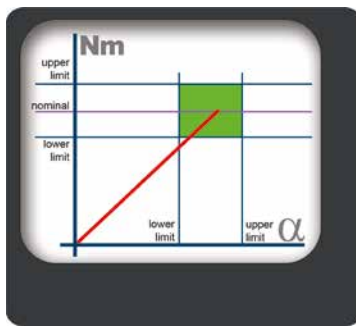
DELTAQC SOFTWARE	FREE	LICENSED	ADVANCED
PSet programming	✓	✓	✓
Result viewer	✓	✓	✓
Result excel export	✓	✓	✓
Curve viewer		✓	✓
Result Database			✓

MODEL	PART NUMBER
DeltaQC Licensed 1 user	615 927 651 0
DeltaQC Licensed 5 users	615 927 652 0
DeltaQC Advanced 1 user	615 927 653 0
DeltaQC Advanced 5 users	615 927 654 0

Production Strategies

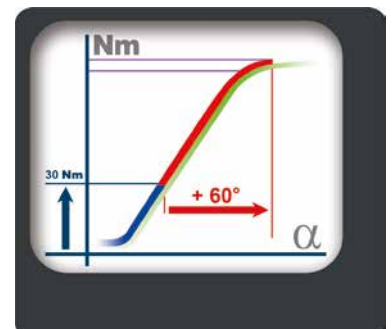


Tightening within torque limits



Tightening within torque and angle limits (tightening to a window)

Prevailing torque automatic compensation



Tightening with torque and additional angle rotation (torque + angle)



BENEFITS

- Accuracy for critical tightenings
- Wide torque range to replace click wrenches
- Production data traceability
- Repair station fastening capability
- Difficult access joints tightening
- Re-hit detection
- Low calibration cost
- Back up tool for safety & quality critical applications



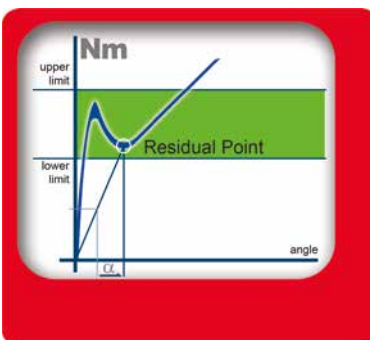
Extension Application

TECHNICAL SPECIFICATION

200 predefined Pset	Pset with T/A limits defined by Delta QC Software
Batch Count	Up to 99
Production Strategies	Torque/Time, Torque & Angle, Torque + Angle CW/CCW Tightenings
Quality Audit Strategy	Peak Torque, Torque plus Angle Automatic residual detection CW/CCW Tightenings
Torque Accuracy	+/- 1 % of torque reading +/- 1 digit
Angle Accuracy	+/- 1 % from 15°/sec to 30°/sec.
Battery	Li-Ion Battery
Power Autonomy	up to 8h for stand alone, 5h for wireless communication 2,4GHz
USB Communication	Bi-directional communication to Delta QC Software
Results	1000 + 25 curves with Delta Licensed QC, Last 99 results are accessible directly on the wrench (FIFO) without an external PC or software
RGB Display	Red Green or Blue backlight
Extension Management	Torque and Angle bending correction
Multi-units	N•m, N•cm, Kg•cm, Kg•m, Oz•in, Lbf•in, Lbf•ft
Languages	French, English, Spanish, Italian, Deutsch, Portugese
Software	Free Delta QC software to define Pset and downloads results

Quality Strategies

Perfect for joint inspection and auditing Delta Wrench detects automatically the real residual torque of the fastener.

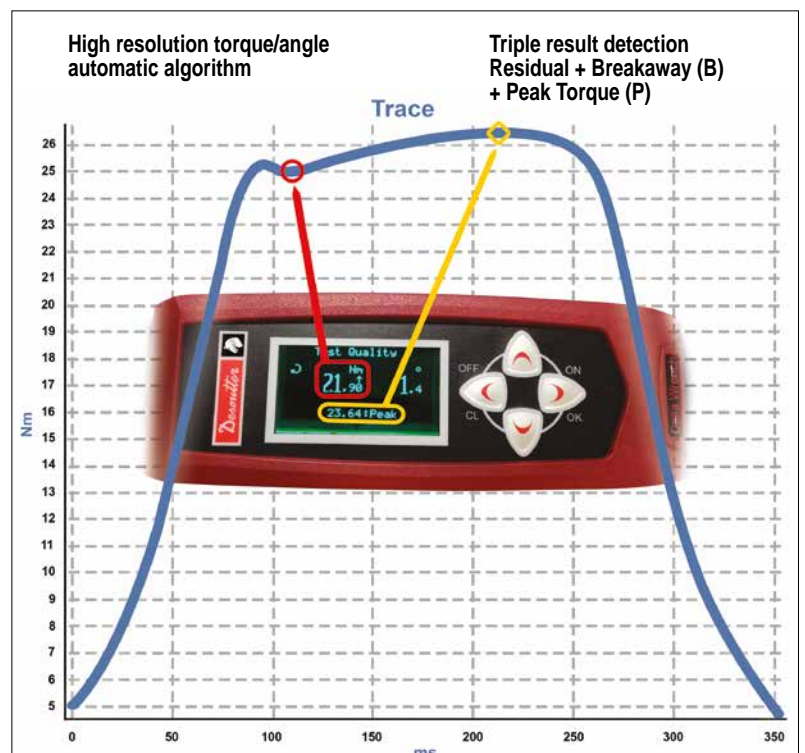


Automatic residual point detection



BENEFITS

- Real residual torque value without any special programming or setting from operator
- Save time no PC setting are required
- No risk to release an over loaded fastener as mean value is saved
- Residual value operator independent
- Export data for quality & statistic analysis
- Perfect for fast & accurate pulse tools setting



High resolution torque/angle automatic algorithm

Triple result detection Residual + Breakaway (B) + Peak Torque (P)

Delta Wrench WLAN

Plant Network



Customer Software Application

Access Point



Dual Band WLAN 2.4 & 5 GHz Infrastructure mode



- Remote PSet Setup & Selection
- Remote Enable/Disable Wrench
- Real Time Torque/Angle Results



Main available Command



Thanks to simple bidirectional communication protocol, DeltaWrench Wlan (TCP Client), can be easily interfaced to custom applications (TCP Server), by developing a communication bridge software.

BENEFITS

- Real Time communication
- OPEN Protocol or DESOUTTER Protocol (ASCII format) fully available for easy custom integration
- Dual Band Wlan Module fully configurable by DeltaQC Software

MODEL	PART NUMBER	RANGE		ANGLE	DRIVE		INCLUDED RATCHET	LENGTH		WEIGHT	
		Nm	ft lb		mm	in.		mm	in.	kg	lb
Delta Wrench 30-AV Wlan	615 935 236 0	3-30	2.21	✓	9x12	0.35x0.47	3/8	402	15.83	0.9	2.0
Delta Wrench 150-AV Wlan Short	615 935 237 0	15-150	11.06-110.6	✓	14x18	0.55x0.71	1/2	418	16.46	1.0	2.2
Delta Wrench 200-AV Wlan	615 935 238 0	20-200	14.75 - 147.5	✓	14x18	0.55x0.71	1/2	625	24.6	2	4.4
Delta Wrench 400-AV Wlan	615 935 239 0	40-400	29.50-295.0	✓	14x18	0.55x0.71	3/4	1026	40.40	2.8	6.2
Delta Wrench 500-AV Wlan	615 935 240 0	50-500	36.88-368.8	✓	21X26	0.82x1.02	3/4	1137	44.8	5.5	12.1
Delta Wrench 800-AV Wlan	615 935 241 0	80-800	59.00-590.0	✓	Ø28	Ø 1.1	1	1305	51.4	6.7	14.8
Delta Wrench 900-AV Wlan	615 935 248 0	90-900	66.38-663.8	✓	Ø28	Ø 1.1	1	1392	54.8	8.2	18.1

All models are supplied with box including reversible ratchet with TAG and Delta QC Free Version (Batteries supplied separately)

MODEL	PART NUMBER
Access point Wifi 802.11N - US	615 811 417 5
Access point Wifi 802.11N - Europe	615 811 419 5



MODEL	PART NUMBER
Access Point Wifi7 802.11N - H	615 811 420 5
Access Point Wifi7 802.11N - A	615 811 650 5
Access Point Power Cord UK	615 917 202 0



SOFTWARE
see page 91

E-LIT BOX



FOCUS

1. Wireless communication
2. Fast to connect
3. Safe report
4. Visual feedback
5. Batch count to avoid forgotten bolts



CHARACTERISTICS

- 1 Wireless communication**
 - Low consumption
 - Fast connection
 - Long range communication
 - Industrial wireless communication system (with 802-15-4 Technology)
- 2 Fast to connect**
 - Automatic free channel search
 - Easy pairing process
- 3 Safe report**
 - Memorize up to 25 OK/NOK reports if lost communication
 - Possibly to lock if memory full
- 4 Visual feedback**
 - Feedback directly on Wrench display
 - Wireless communication
 - Tightening OK / NOK
- 5 Buzzer feedback**



Delta Wrench ZigBee

WIRELESS SYSTEM

802-15-4 Standard



8 available outputs including:

- OK
- NOK
- Tool ready
- Tool disable
- Batch complete

4 available inputs including:

- Lock tool
- Unlock tool
- Unlock tool and reset



EASY PAIRING PROCESS



MODEL	PART NUMBER	RANGE		ANGLE	DRIVE		INCLUDED RATCHET	LENGTH		WEIGHT	
		Nm	ft lb		mm	in.		mm	in.	kg	lb
Delta Wrench 30-A Zigbee	615 165 805 0	3-30	2.21	✓	9x12	0.35x0.47	3/8	402	15.83	0.9	2.0
Delta Wrench 150-A Zigbee	615 165 806 0	15-150	11.06-110.6	✓	14x18	0.55x0.71	1/2	625	24.60	1.8	4.0
Delta Wrench 150-A Zigbee Short	615 165 810 0	15-150	11.06-110.6	✓	14x18	0.55x0.71	1/2	418	16.46	1.0	2.2
Delta Wrench 400-A ZigBee	615 165 807 0	40-400	29.50-295.0	✓	14x18	0.55x0.71	3/4	1026	40.40	2.8	6.2
Delta Wrench 800-A ZigBee	615 165 808 0	80-800	59.00-590.0	✓	Ø28	Ø1.1	1	1309	51.54	4.7	10.4

All models are supplied with box including reverseable ratchet with TAG and Delta QC Free Version (Batteries supplied separately)

ACCESSORIES

	PART NO.		PART NO.
• E-LIT BOX-V2	615 936 310 0	• Delta Wrench Battery	615 936 150 0
• Power supply E-LIT BOX	615 927 053 0	• Delta Wrench Battery Charger	615 936 151 0

Delta Wrench Accessories

End Fittings with embedded RFID TAG* and NO TAG



OPEN END - metric	TAG	NO TAG
Drive 9x12 Open End 7 mm	615 936 152 0	615 397 055 0
Drive 9x12 Open End 8 mm	615 936 153 0	615 397 056 0
Drive 9x12 Open End 9 mm	615 936 154 0	615 397 057 0
Drive 9x12 Open End 10 mm	615 936 155 0	615 397 058 0
Drive 9x12 Open End 11 mm	615 936 156 0	615 397 059 0
Drive 9x12 Open End 12 mm	615 936 157 0	615 397 060 0
Drive 9x12 Open End 13 mm	615 936 158 0	615 397 061 0
Drive 9x12 Open End 14 mm	615 936 159 0	615 397 062 0
Drive 9x12 Open End 15 mm	615 936 160 0	615 397 063 0
Drive 9x12 Open End 16 mm	615 936 161 0	615 397 064 0
Drive 9x12 Open End 17 mm	615 936 162 0	615 397 065 0
Drive 9x12 Open End 18 mm	615 936 163 0	615 397 066 0
Drive 9x12 Open End 19 mm	615 936 164 0	615 397 067 0
Drive 14x18 Open End 13 mm	615 936 194 0	615 397 131 0
Drive 14x18 Open End 14 mm	615 936 195 0	615 397 132 0
Drive 14x18 Open End 15 mm	615 936 196 0	615 397 133 0
Drive 14x18 Open End 16 mm	615 936 197 0	615 397 134 0
Drive 14x18 Open End 17 mm	615 936 198 0	615 397 135 0
Drive 14x18 Open End 18 mm	615 936 199 0	615 397 136 0
Drive 14x18 Open End 19 mm	615 936 200 0	615 397 137 0
Drive 14x18 Open End 21 mm	615 936 201 0	615 397 138 0
Drive 14x18 Open End 22 mm	615 936 202 0	615 397 139 0
Drive 14x18 Open End 24 mm	615 936 203 0	615 397 140 0
Drive 14x18 Open End 27 mm	615 936 204 0	615 397 141 0
Drive 14x18 Open End 30 mm	615 936 205 0	615 397 142 0
Drive 14x18 Open End 32 mm	615 936 206 0	615 397 143 0
Drive 14x18 Open End 34 mm	615 936 207 0	615 397 144 0

RING BOX END - metric	TAG	NO TAG
Drive 9x12 Ring Box End 7 mm	615 936 165 0	615 397 078 0
Drive 9x12 Ring Box End 8 mm	615 936 166 0	615 397 079 0
Drive 9x12 Ring Box End 10 mm	615 936 167 0	615 397 080 0
Drive 9x12 Ring Box End 11 mm	615 936 168 0	615 397 081 0
Drive 9x12 Ring Box End 12 mm	615 936 169 0	615 397 082 0
Drive 9x12 Ring Box End 13 mm	615 936 170 0	615 397 083 0
Drive 9x12 Ring Box End 14 mm	615 936 171 0	615 397 084 0
Drive 9x12 Ring Box End 15 mm	615 936 172 0	615 397 085 0
Drive 9x12 Ring Box End 16 mm	615 936 173 0	615 397 086 0
Drive 9x12 Ring Box End 17 mm	615 936 174 0	615 397 087 0
Drive 9x12 Ring Box End 18 mm	615 936 175 0	615 397 088 0
Drive 9x12 Ring Box End 19 mm	615 936 176 0	615 397 089 0
Drive 9x12 Ring Box End 21 mm	615 936 177 0	615 397 090 0
Drive 9x12 Ring Box End 22 mm	615 936 178 0	615 397 091 0
Drive 14x18 Ring Box End 13 mm	615 936 208 0	615 397 173 0
Drive 14x18 Ring Box End 14 mm	615 936 209 0	615 397 174 0
Drive 14x18 Ring Box End 15 mm	615 936 210 0	615 397 175 0
Drive 14x18 Ring Box End 16 mm	615 936 211 0	615 397 176 0
Drive 14x18 Ring Box End 17 mm	615 936 212 0	615 397 177 0
Drive 14x18 Ring Box End 18 mm	615 936 213 0	615 397 178 0
Drive 14x18 Ring Box End 19 mm	615 936 214 0	615 397 179 0
Drive 14x18 Ring Box End 21 mm	615 936 215 0	615 397 180 0
Drive 14x18 Ring Box End 22 mm	615 936 216 0	615 397 181 0
Drive 14x18 Ring Box End 24 mm	615 936 217 0	615 397 182 0
Drive 14x18 Ring Box End 27 mm	615 936 218 0	615 397 183 0
Drive 14x18 Ring Box End 30 mm	615 936 219 0	615 397 184 0
Drive 14x18 Ring Box End 32 mm	615 936 220 0	615 397 185 0
Drive 14x18 Ring Box End 34 mm	615 936 221 0	615 397 186 0
Drive 14x18 Ring Box End 36 mm	615 936 222 0	615 397 187 0
Drive 14x18 Ring Box End 41 mm	615 936 223 0	615 397 188 0



FLARED END - metric	TAG	NO TAG
Drive 9x12 Flared End 10 mm	615 936 179 0	615 397 103 0
Drive 9x12 Flared End 11 mm	615 936 180 0	615 397 104 0
Drive 9x12 Flared End 12 mm	615 936 181 0	615 397 105 0
Drive 9x12 Flared End 13 mm	615 936 182 0	615 397 106 0
Drive 9x12 Flared End 14 mm	615 936 183 0	615 397 107 0
Drive 9x12 Flared End 16 mm	615 936 184 0	615 397 108 0
Drive 9x12 Flared End 17 mm	615 936 185 0	615 397 109 0
Drive 9x12 Flared End 18 mm	615 936 186 0	615 397 110 0
Drive 9x12 Flared End 19 mm	615 936 187 0	615 397 111 0
Drive 9x12 Flared End 21 mm	615 936 188 0	615 397 112 0
Drive 9x12 Flared End 22 mm	615 936 189 0	615 397 113 0
Drive 9x12 Flared End 24 mm	615 936 190 0	615 397 114 0

BLANK END	TAG	NO TAG
Drive 9x12 Blank End	615 936 228 0	615 397 130 0
Drive 14x18 Blank End	615 936 226 0	615 397 203 0
Drive 21x26 Blank End	615 936 444 0	615 936 443 0



Delta Wrench Accessories

End Fittings with embedded RFID TAG* and NO TAG



OPEN END - inches	TAG	NO TAG
Drive 9x12 Open End 1/4"	615 936 229 0	615 397 069 0
Drive 9x12 Open End 5/16"	615 936 230 0	615 397 070 0
Drive 9x12 Open End 3/8"	615 936 231 0	615 397 071 0
Drive 9x12 Open End 7/16"	615 936 232 0	615 397 072 0
Drive 9x12 Open End 1/2"	615 936 233 0	615 397 073 0
Drive 9x12 Open End 9/16"	615 936 234 0	615 397 074 0
Drive 9x12 Open End 5/8"	615 936 235 0	615 397 075 0
Drive 9x12 Open End 11/16"	615 936 236 0	615 397 076 0
Drive 9x12 Open End 3/4"	615 936 237 0	615 397 077 0
Drive 14x18 Open End 7/16"	615 221 008 0	615 397 145 0
Drive 14x18 Open End 1/2"	615 221 009 0	615 397 146 0
Drive 14x18 Open End 9/16"	615 221 010 0	615 397 147 0
Drive 14x18 Open End 5/8"	615 221 011 0	615 397 148 0
Drive 14x18 Open End 11/16"	615 221 012 0	615 397 149 0
Drive 14x18 Open End 3/4"	615 221 013 0	615 397 150 0
Drive 14x18 Open End 13/16"	615 221 014 0	615 397 151 0
Drive 14x18 Open End 7/8"	615 221 015 0	615 397 152 0
Drive 14x18 Open End 15/16"	615 221 016 0	615 397 153 0
Drive 14x18 Open End 1"	615 221 017 0	615 397 154 0
Drive 14x18 Open End 1,1/8"	615 221 018 0	615 397 172 0

RING BOX END - inches	TAG	NO TAG
Drive 9x12 Ring Box End 1/4"	615 936 238 0	615 397 092 0
Drive 9x12 Ring Box End 5/16"	615 936 239 0	615 397 093 0
Drive 9x12 Ring Box End 3/8"	615 936 240 0	615 397 094 0
Drive 9x12 Ring Box End 7/16"	615 936 241 0	615 397 095 0
Drive 9x12 Ring Box End 1/2"	615 936 242 0	615 397 096 0
Drive 9x12 Ring Box End 9/16"	615 936 243 0	615 397 097 0
Drive 9x12 Ring Box End 5/8"	615 936 244 0	615 397 098 0
Drive 9x12 Ring Box End 11/16"	615 936 245 0	615 397 099 0
Drive 9x12 Ring Box End 3/4"	615 936 246 0	615 397 100 0
Drive 9x12 Ring Box End 13/16"	615 936 247 0	615 397 101 0
Drive 9x12 Ring Box End 7/8"	615 936 248 0	615 397 102 0
Drive 14x18 Box End 1/2"	615 221 019 0	615 397 189 0
Drive 14x18 Box End 9/16"	615 221 020 0	615 397 190 0
Drive 14x18 Box End 5/8"	615 221 021 0	615 397 191 0
Drive 14x18 Box End 11/16"	615 221 022 0	615 397 192 0
Drive 14x18 Box End 3/4"	615 221 023 0	615 397 193 0
Drive 14x18 Box End 13/16"	615 221 024 0	615 397 194 0
Drive 14x18 Box End 7/8"	615 221 025 0	615 397 195 0
Drive 14x18 Box End 15/16"	615 221 026 0	615 397 196 0
Drive 14x18 Box End 1"	615 221 027 0	615 397 197 0



FLARED END - inches	TAG	NO TAG
Drive 9x12 Flared End 3/8"	615 221 001 0	615 397 115 0
Drive 9x12 Flared End 7/16"	615 221 002 0	615 397 116 0
Drive 9x12 Flared End 1/2"	615 221 003 0	615 397 117 0
Drive 9x12 Flared End 9/16"	615 221 004 0	615 397 118 0
Drive 9x12 Flared End 5/8"	615 221 005 0	615 397 119 0
Drive 9x12 Flared End 11/16"	615 221 006 0	615 397 120 0
Drive 9x12 Flared End 3/4"	615 221 007 0	615 397 121 0

REVERSIBLE RATCHET	TAG	NO TAG
Drive 9x12 Reversible ratchet 1/4"	615 936 191 0	615 397 125 0
Drive 9x12 Reversible ratchet 3/8"	615 936 192 0	615 397 126 0
Drive 9x12 Reversible ratchet 1/2"	615 936 193 0	615 397 127 0
Drive 14x18 Reversible ratchet 1/2"	615 936 224 0	615 397 200 0
Drive 14x18 Reversible ratchet Hd 3/4"	615 936 440 0	615 936 439 0
Drive 21x26 Reversible ratchet 3/4"	615 936 442 0	615 936 441 0
Drive Ø 28 Reversible ratchet 1"	615 936 227 0	615 397 204 0



BITS HOLDER	TAG	NO TAG
Drive 9x12 Bits Holder 1/4"	615 221 028 0	615 397 128 0
Drive 9x12 Bits Holder 5/16"	615 221 029 0	615 397 129 0
Drive 14x18 Bits Holder 5/16"	615 221 030 0	615 397 202 0

FIXED SQUARE DRIVE	TAG	NO TAG
Drive 9x12 Fixed Square Drive 1/4"	-	615 397 122 0
Drive 9x12 Fixed Square Drive 3/8"	-	615 397 123 0
Drive 9x12 Fixed Square Drive 1/2"	-	615 397 124 0
Drive 14x18 Fixed Square Drive 1/2"	-	615 397 198 0
Drive 14x18 Fixed Square Drive 3/4"	-	615 397 199 0

Alpha Low Torque Analyzer

Dedicated torque analyzers for the setting and static test checks of low torque screwdrivers, either pneumatic or electric.



■ Embedded Transducer & Battery



TECHNICAL SPECIFICATION

Torque Transducer	Embedded
Torque Accuracy	+/-1 % of readings
Tools Testing	Torque Wrench, Nutrunner or Pulse Tools
Statistic	Min. Max, Average, Standard Deviation
Results Storage	1000 + 10 curves with DeltaQC Licenced
Multi-units	N.m, Kg.m, Kg.cm, Oz.in, Lb.in, Lb.ft, N.cm
Display	Red, Green, Blue backlight
Power Supply	Embedded Battery External power supply
Battery Autonomy	Up to 12 hours
Languages	French, English, Spanish, Italian, Deutsch, Portuguese
Software	Free Delta QC Software to export by USB result

Alpha Low Torque Analyzer



MAIN FEATURES

- Alpha D Series is designed to monitor and collect torque check results from screwdrivers, torque wrenches or click wrenches.
- Ideal to tune the tools thanks to real time statistics on color display and high capacity torque results storage.
- Traceability with included software result acquisition with time stamp, including PDF or XLS reports.
- Three models with embedded transducer to cover torque range from 0,1 to 16 Nm. All models are provided with two included joint simulators to test nutrunner according to different joint stiffness condition.



■ Backlight RGB color display with acoustic buzzer

■ Hard & Soft Joint Simulator

MODEL	PART NUMBER
DJS for Alpha_D1 Soft	615 936 120 0
DJS for Alpha_D1 Hard	615 936 121 0
DJS for Alpha_D5 Soft	615 936 122 0
DJS for Alpha_D5 Hard	615 936 123 0
DJS for Alpha_D16 Soft	615 936 124 0
DJS for Alpha_D16 Hard	615 936 125 0
Universal Power Supplier	615 936 143 0

MODEL	PART NUMBER	P. CHARGER	TORQUE RANGE		DEPTH		WIDTH		HEIGHT		WEIGHT	
			Nm	in. - lb	mm	in.	mm	in.	mm	in.	kg	lb
Alpha D1	615 935 140 0	110/240V	0.1 - 1	0.88 - 8.85	106	4.17	180	7.09	70	2.76	0.95	2.1
Alpha D5	615 935 141 0	110/240V	0.5 - 5	4.42 - 44.25	106	4.17	180	7.09	70	2.76	0.95	2.1
Alpha D16	615 935 142 0	110/240V	1.6 - 16	14.1 - 141.6	106	4.17	180	7.09	70	2.76	0.95	2.1

All models are supplied with external power supply, suitable hard and soft joint simulators and Delta QC Software

DRT - Digital Rotary Transducers

Torque

The DRT4 rotary transducer series are designed to measure torque output (Only) of any non-impact assembly tool, directly on your application in dynamic mode.



BENEFITS

- Automatic recognition thanks to internal memory chip storing main data values eliminating any setting mistakes and time losses.
- High reliability due to immunity from external noise thanks to digital communication.
- Communication to data analyzer not sensitive to the cable length.
- Long life durability thanks to industrial design from transducer to housing.



FEATURES

- Torque range from 0,2 to 10000 Nm (0.15 to 7375 ft.lb).
- Strain gauges transducer: - sensitivity 2mV/V - accuracy +/-0.35% of max. torque.
- Built-in smart chip memory with calibration features: - type of transducer - sensitivity nominal load - serial number.

MODEL	PART NUMBER	TORQUE RANGE		OUTPUT
		Nm	ft lb	
DRT4				
DRT 4 H 2	615 165 209 0	0.2 - 2	0.15 - 1.5	Hex ¼"
DRT 4 H 5	615 165 210 0	0.5 - 5	0.37 - 3.7	Hex ¼"
DRT 4 H 20	615 165 211 0	2 - 20	1.47 - 14.7	Hex ¼"
DRT 4 Sq 20	615 165 212 0	2 - 20	1.47 - 14.7	Sq ¼"
DRT 4 Sq 25	615 165 213 0	2.5 - 25	1.84 - 18.4	Sq ⅜"
DRT 4 Sq 75	615 165 214 0	7.5 - 75	5.53 - 55.3	Sq ⅜"
DRT 4 Sq 180	615 165 215 0	18 - 180	13.2 - 132	Sq ½"
DRT 4 Sq 500	615 165 216 0	50 - 500	36.8 - 368	Sq ¾"
DRT 4 Sq 1400	615 165 217 0	140 - 1400	103.2 - 1032	Sq 1"
DRT 4 Sq 3000	615 165 536 0	300 - 3000	221.1 - 2211	Sq 1-½"
DRT 4 Sq 5000	615 165 540 0	500 - 5000	368.5 - 3685	Sq 1-½"
DRT4 Sq 10000	615 935 164 0	1000 - 10000	736.6 - 7375	Sq 1-½"

*Note: for pulse tool test - due to pulse peak overtorque - DRT max torque range is 50 % lower than nominal.

Digital Rotary Transducers & Accessories

Torque & Angle

The DRT5 series associated with a Delta 6D or Delta 7D are including an Angle measurement encoder to allow both Torque AND Angle quality controls (preferred series in case you are using Angle strategies and/or monitoring).



MODEL	PART NUMBER	TORQUE RANGE		OUTPUT
		Nm	ft lb	
DRT5				
DRT 5 H 2	615 165 218 0	0.2 - 2	0.15 - 1.5	Hex ¼"
DRT 5 H 5	615 165 219 0	0.5 - 5	0.37 - 3.7	Hex ¼"
DRT 5 H 20	615 165 220 0	2 - 20	1.47 - 14.7	Hex ¼"
DRT 5 Sq 20	615 165 221 0	2 - 20	1.47 - 14.7	Sq ¼"
DRT 5 Sq 25	615 165 222 0	2.5 - 25	1.84 - 18.4	Sq ⅜"
DRT 5 Sq 75	615 165 223 0	7.5 - 75	5.53 - 55.3	Sq ⅜"
DRT 5 Sq 180	615 165 224 0	18 - 180	13.2 - 132	Sq ½"
DRT 5 Sq 500	615 165 225 0	50 - 500	36.8 - 368	Sq ¾"
DRT 5 Sq 1400	615 165 226 0	140 - 1400	103.2 - 1032	Sq 1"
DRT 5 Sq 5000	615 165 780 0	500 - 5000	368.5 - 3685	Sq 1-½"

*Note: for pulse tool test - due to pulse peak overtorque - DRT max torque range is 50 % lower than nominal.

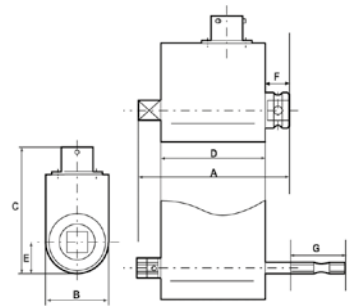


FEATURES

- Torque range from 0.2 to 5000 Nm (0.15 to 3685 ft.lb).
- Angle counting system 0.35° resolution.
- Strain gauges transducer: - sensitivity 2mV/V - accuracy +/-0.35% of max. torque.
- Built-in smart chip memory with calibration features: - type of transducer - sensitivity nominal load - serial number.

SAME SIZE FOR TORQUE OR TORQUE & ANGLE TRANSDUCER

OUTPUT	A		B		C		E		H		F		G	
	mm	in.	mm	in.	mm	in.	mm	in.	mm	in.	mm	in.	mm	in.
Hex ¼"	116	4.56	31	1.22	71.9	2.83	56	2.2	15.5	0.61	39	1.53	25.5	1
Sq ¼"	71.5	2.81	31	1.22	71.9	2.83	56	2.2	15.5	0.61	6	0.24		
Sq ⅜"	77	3.03	31	1.22	71.9	2.83	56	2.2	15.5	0.61	8	0.31		
Sq ½"	87	3.42	42	1.65	82.9	3.26	58	2.28	21	0.83	12	0.47		
Sq ¾"	106	4.17	52	2.05	92.9	3.66	66	2.60	26	1.02	21	0.83		
Sq 1"	125	4.92	65	2.56	104.9	4.13	73	2.87	32.5	1.28	29	1.14		
Sq 1-½"	165	6.5	106	4.17	148.5	5.85	88	3.46	53	2.09	35.2	1.39		

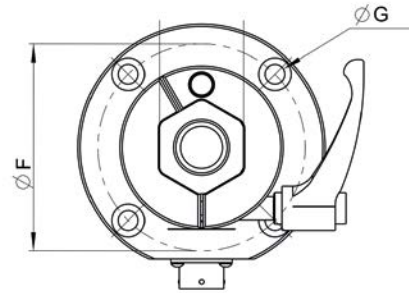
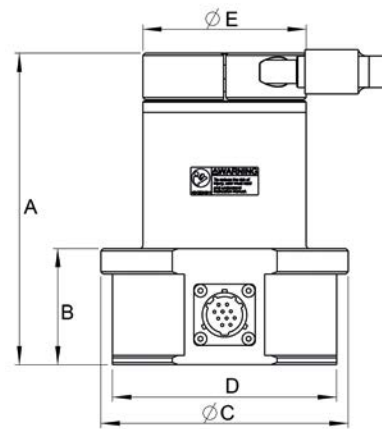
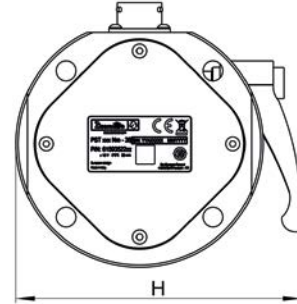


TRANSDUCER CABLES

MODEL	PART NUMBER	DESCRIPTION
2m (78.7") - 10 pins	615 917 430 0	for DRT / DST / PST – All Delta models
2m (78.7") spiral - 10 pins	615 917 432 0	for DRT / DST / PST – All Delta models
5m (196.8") - 10 pins	615 917 433 0	for DRT / DST / PST – All Delta models

PST - Pulse Static Transducer

Designed for testing hand wrenches, click wrenches, Pneumatic Pulse tools and electric nutrunners, the Pulse Static Transducer is the ideal solution to provide a periodic and static mean of control for audit at the station and will cover all your assembly tools in the production area.



(reminder: the joint simulator is required accessory in the case of a shut-off pulse or nutrunner tool test).



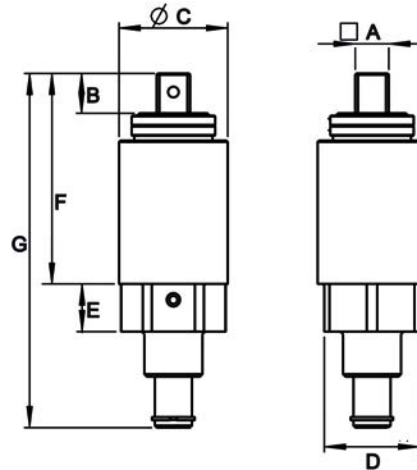
FEATURES

- Torque accuracy +/-0.35% of torque max.
- Built-in smart chip memory with calibration features:
 - type of transducer - sensitivity nominal load - serial number
- Lever to clamp the Joint simulator firmly for impulse tools
- Recommended for Pulse tools

MODEL	PART NUMBER	TORQUE RANGE		DIMENSIONS (MM)								INPUT	WEIGHT		
		Nm	ft lb	A	B	C	D	E	F	G	H		kg	lb	
PST															
PST 2 Nm - 13	615 935 220 0	0.2 - 2	0.15-1.5	83	39	80	69	45	64	4x Ø 6.5	/	Sq 1/2"	1.4	3.1	
PST 5 Nm - 13	615 935 221 0	0.5 - 5	0.37 - 3.7	83	39	80	69	45	64	4x Ø 6.5	/	Sq 1/2"	1.4	3.1	
PST 10 Nm - 13	615 935 222 0	1-10	0.74-7.4	83	39	80	69	45	64	4x Ø 6.5	/	Sq 1/2"	1.4	3.1	
PST 25 Nm - 36	615 935 223 0	2.5-25	1.8-18	134	50	106	96	70	89	4x Ø 8.5	123	Hex 36"	4	8.8	
PST 50 Nm - 36	615 935 224 0	5-50	3.7-37	134	50	106	96	70	89	4x Ø 8.5	123	Hex 36"	4	8.8	
PST 100 Nm - 36	615 935 225 0	10-100	7.4-74	134	50	106	96	70	89	4x Ø 8.5	123	Hex 36"	4	8.8	
PST 250 Nm - 36	615 935 226 0	25-250	18.4-184	134	50	106	96	70	89	4x Ø 8.5	123	Hex 36"	4	8.8	
PST 500 Nm - 50	615 935 227 0	50 - 500	36.9-369	170	50	148	136	108	125	6x Ø 8.5	180	Hex 50"	10.1	22.3	
PST 1000 Nm - 50	615 935 228 0	100-1000	73.8-738	170	50	148	136	108	125	6x Ø 8.5	180	Hex 50"	10.1	22.3	
PST 2000 Nm - 50	615 935 229 0	200-2000	147.5-1475	170	50	148	136	108	125	6x Ø 8.5	180	Hex 50"	10.1	22.3	

Joint Simulator

A wide range of mechanical joint simulators are available to reproduce the joint behavior; installing the joint simulator on a transducer allows you to test a tool in the same repeatable working conditions. Each joint simulator reproduces a specific stiffness as described in its torque/angle characteristics. For each capacity, there are two versions: one reproducing a softer joint and one reproducing a harder joint.



MODEL	PART NUMBER	COLOR	DIMENSIONS (MM)						
			A	B	C	D	E	F	G
DJS for DST and PST 2 Nm SOFT	615 165 529 0	YW – YW	HEX ¼"	14	24	Sq. ½"	8	50	71,5
DJS for DST and PST 2 Nm HARD	615 165 530 0	YW – BK	HEX ¼"	14	24	Sq. ½"	8	50	71,5
DJS for DST and PST 5 Nm SOFT	615 165 531 0	GR – YW	HEX ¼"	14	24	Sq. ½"	8	50	71,5
DJS for DST and PST 5 Nm HARD	615 165 571 0	GR – BK	HEX ¼"	14	24	Sq. ½"	8	50	71,5
DJS for PST 10 Nm SOFT	615 936 377 0	RD - YW	HEX ¼"	14	24	Sq. ½"	8	50	71,5
DJS for PST 10 Nm HARD	615 936 378 0	RD - BK	HEX ¼"	14	24	Sq. ½"	8	50	71,5
DJS for PST 25 Nm SOFT	615 936 379 0	RD – YW	Sq. ⅜"	11	34	Hex 36"	16,5	70	120,5
DJS for PST 25 Nm HARD	615 936 380 0	RD – BK	Sq. ⅜"	11	34	Hex 36"	16,5	70	120,5
DJS for PST 50 Nm SOFT	615 936 381 0	BL – YW	Sq. ½"	15	41	Hex 36"	18	84	133,5
DJS for PST 50 Nm HARD	615 936 382 0	BL – BK	Sq. ½"	15	41	Hex 36"	18	84	133,5
DJS for PST 100 Nm SOFT	615 936 365 0	VL – YW	Sq. ½"	15	41	Hex 36"	18	84	133,5
DJS for PST 100 Nm HARD	615 936 366 0	VL – BK	Sq. ½"	15	41	Hex 36"	18	84	133,5
DJS for PST 250 Nm SOFT	615 936 384 0	GY – YW	Sq. ½"	15	41	Hex 36"	18	84	133,5
DJS for PST 250 Nm HARD	615 936 385 0	GY – BK	Sq. ½"	15	41	Hex 36"	18	84	133,5
DJS for PST 500 Nm SOFT	615 936 369 0	BK – YW	Sq. ¾"	22	59	Hex 50"	30	141	224
DJS for PST 500 Nm HARD	615 936 370 0	BK – BK	Sq. ¾"	22	59	Hex 50"	30	141	224
DJS for PST 1000 Nm	615 936 386 0	no color	Sq. 1"	28	90	Hex 50"	30	179	273
DJS for PST 2000 Nm	615 936 393 0	no color	Sq. 1"	28	90	Hex 50"	30	179	273



MODEL	PART NO.	MODEL	PART NO.
HEX 36 M-1/2" F	615 936 399 0	HEX 50 M-1" F	615 936 433 0
HEX 50 M-1/2" F	615 936 431 0	HEX 1/4" M-1/4" F	615 936 118 0
HEX 50 M-3/4" F	615 936 432 0	HEX 1/4" M-3/8" F	615 936 119 0

Direct adapter for Non shut-off pulse tools and click wrenches (without DJS).

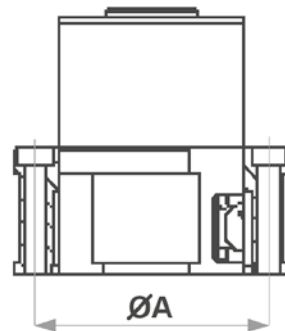
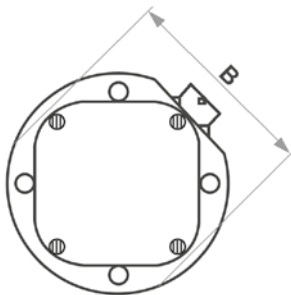
DST - Digital Static Transducers

DST Static Transducer series fit all assembly tools except impact and impulse tools. These are mainly recommended for continuous drive electric tools and hand wrenches. (reminder: for impulse tools refer to PST - Pulse Static Transducer series).

- Torque accuracy +/-0.35% of torque max.
- Built-in smart chip memory with calibration features:
 - type of transducer
 - sensitivity nominal load
 - serial number.



MODEL	PART NUMBER	TORQUE RANGE		SQUARE DRIVE	DIMENSIONS				WEIGHT	
		Nm	lb		Ø A		Ø B		kg	lb
DST 0.5 Nm - 13	615 165 537 0	0.05-0.5	0.04-0.4	1/2	mm	in	mm	in	kg	lb
DST 2 Nm - 13	615 165 532 0	0.2-2	0.15-1.5	1/2	81	3.19	91	3.58	2.2	5.1
DST 5 Nm - 13	615 165 533 0	0.5-5	0.37-3.7	1/2	81	3.19	91	3.58	2.3	5.1
DST 10 Nm - 20	615 165 534 0	1-10	0.74-7.4	3/4	86	3.38	93	3.66	3.1	6.8
DST 30 Nm - 20	615 165 535 0	3-30	2.21-22	3/4	89	3.50	96	3.78	3.4	7.5
DST 80 Nm - 25	615 165 538 0	8-80	5.89-59	1	108	4.25	116	4.57	5.8	12.8
DST 200 Nm - 25	615 165 539 0	20-200	14.7-147	1	108	4.25	116	4.57	5.8	12.8
DST 500 Nm - 32	615 165 541 0	50-500	36.8-368	1-1/4	133	5.24	144	5.67	11.8	26.0
DST 1000 Nm - 32	615 165 542 0	100-1000	73.7-737	1-1/4	133	5.24	144	5.67	11.9	26.2
DST 2000 Nm - 32	615 165 543 0	200-2000	147.4-1474	1-1/2	133	5.24	144	5.57	12.0	26.4



DJS - Digital Joint Simulator

These Joint simulators - specific to DST series - are available to reproduce the joint behavior; installing these joint simulators on a DST transducer allows you to test a tool in the same repeatable hard or soft joint working conditions.



MODEL	PART NUMBER	TORQUE RANGE		SQUARE DRIVE		COLOUR		WEIGHT	
		Nm	lb	in	in	INSIDE	OUTSIDE	kg	lb
DJS for DST 2 Soft	615 165 529 0	2	1.5	1/2	Hex 1/4	Yellow	Yellow	0.12	0.26
DJS for DST 2 Hard	615 165 530 0	2	1.5	1/2	Hex 1/4	Yellow	Black	0.12	0.26
DJS for DST 5 Soft	615 165 531 0	5	3.7	1/2	Hex 1/4	Green	Yellow	0.12	0.26
DJS for DST 5 Hard	615 165 571 0	5	3.7	1/2	Hex 1/4	Green	Black	0.12	0.26
DJS for DST 10 Soft	615 165 574 0	10	7.4	3/4	3/8	Red	Yellow	0.64	1.41
DJS for DST 10 Hard	615 165 575 0	10	7.4	3/4	3/8	Red	Black	0.64	1.41
DJS for DST 30 Soft	615 165 577 0	30	22	3/4	3/8	Blue	Yellow	0.65	1.43
DJS for DST 30 Hard	615 165 579 0	30	22	3/4	3/8	Blue	Black	0.65	1.43
DJS for DST 80 Soft	615 165 584 0	80	59	1	1/2	Purple	Yellow	2.50	5.51
DJS for DST 80 Hard	615 165 587 0	80	59	1	1/2	Purple	Black	2.50	5.51
DJS for DST 200 Soft	615 165 588 0	200	147	1	1/2	Grey	Yellow	2.60	5.73
DJS for DST 200 Hard	615 165 589 0	200	147	1	1/2	Grey	Black	2.60	5.73
DJS for DST 500 Soft	615 165 590 0	500	369	1-1/4	3/4	Black	Yellow	5.00	11.0
DJS for DST 500 Hard	615 165 591 0	500	369	1-1/4	3/4	Black	Black	5.00	11.0
DJS for DST 1000	615 165 572 0	1000	737	1-1/4	1			10.3	22.7
DJS for DST 2000	615 936 137 0	2000	1475	1-1/2	1			14.1	28.8

DSA - DELTA STATIC TRANSDUCERS ACCESSORIES

(Common accessories for Joint simulators used on PST as well as for DST).

MODEL	PART NO.
3/4" M-1/4" F	615 397 205 0
3/4" M-3/8" F	615 397 206 0
1" M-1/2" F	615 397 207 0
1" 1/4 M-1/2" F	615 397 208 0
1" 1/4 M-3/4" F	615 397 209 0
1/4" F-1/4" F	615 397 210 0
3/8" F-3/8" F	615 397 211 0
1" M-3/4" F	615 936 110 0

MODEL	PART NO.
1/2" M-3/8" F	615 936 111 0
1/2" F-3/8" F	615 936 112 0
1/2" M-1/2" F	615 936 113 0
1" 1/4 M-3/4" F	615 936 114 0
1/4" F-3/8" F	615 936 115 0
1" 1/4 M-1" F	615 936 116 0
1" F-1" F	615 936 117 0

MODEL	PART NO.
HEX 1/4" M-1/4" F	615 936 118 0
HEX 1/4" M-3/8" F	615 936 119 0
1" F-3/4" F	615 936 126 0
3/4" F-1/2" F	615 936 130 0
1" 1/2 F-1" 1/2 F	615 936 131 0
1/2" F-1/2" F	615 165 573 0
3/4" F-3/4" F	615 165 576 0

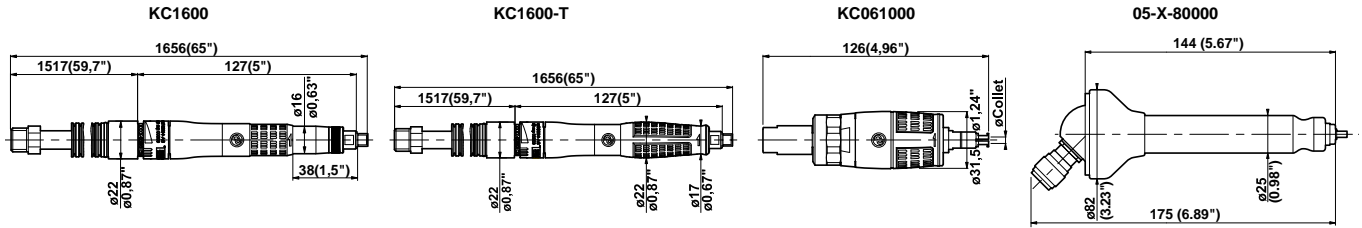




Removal Tools - Selection Guide

TOOL TYPE	ACCESSORIES	PAGE
<p>GRINDERS: for carbide burrs, mounted points & sanding discs</p> 		132-139
<p>ROUTERS</p> 		140
<p>COLLET GRINDER ACCESSORIES</p>		141
<p>GRINDERS: for cone wheels, type 1 wheels, depressed center wheels, cut-off wheels, diamond discs, flap wheels</p> 		142-157
<p>SANDERS: for expandable wheels, flap wheels, brushes, abrasive discs</p> 		158-167
<p>DUST EXTRACTION SYSTEMS: for straight and angle grinders for angle and vertical sanders</p> 		168-175
<p>RANDOM ORBITAL SANDERS AND POLISHERS: for abrasive discs and polishing accessories ORBITAL SANDERS: for abrasive sheets</p> 		176-187
<p>BELT SANDERS</p> 		188-189

Accessories



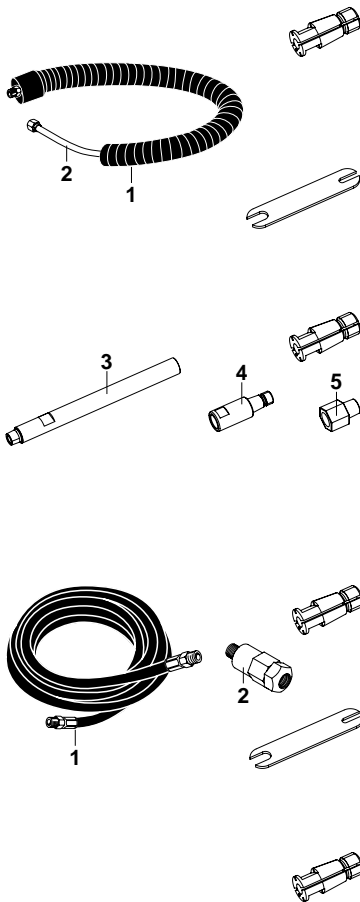
KC1600-T / KC1600

ACCESSORIES INCLUDED

ITEM	PART NO.
• Collet \varnothing 3 mm	205 047 961 3
1 Exhaust kit - L = 1m (39.4")	615 396 405 0
2 Mounted inlet hose 1/4" BSP - \varnothing 6mm (1/4") - L = 1.5m (59")	615 875 119 0
• Spanner (Qty 2)	205 047 965 3
• Carrying case (for T version only)	P137979

OPTIONAL ACCESSORIES

ITEM	PART NO.
• Collet \varnothing 2.38 mm (3/32")	205 048 059 3
3 Machine extension - L = 150mm (5.9")	615 595 330 0
4 Collet extension - L = 20mm (0.79")	615 595 329 0
5 Adaptor 1/4" BSP - 1/4" NPT female	181523



KC061000 / 05-X-80000

ACCESSORIES INCLUDED

ITEM	KC061000	05-X-80000
• Collet \varnothing 3 mm	205 047 961 3	9812
1 Complete inlet hose 1/8"M - 1/4"M, \varnothing 5mm (3/16") L = 2.40m (94.5")	P043886	
2 Filter 1/4" F-1/4"M. NPT	P056381	
• Spanner (Qty 2)	205 047 965 3	

OPTIONAL ACCESSORIES

	KC061000	05-X-80000
• Collet \varnothing 2.38mm (3/32")	205 048 059 3	9792
1 Complete inlet hose 1/4"M - 1/8"M-BSP, \varnothing 5mm (3/16") L = 3m (118")		75922

Grinders for carbide burrs and mounted points

44 to 100 Watts (0.06 to 0.13 hp) - 60000 to 100000 rpm



A



B



C

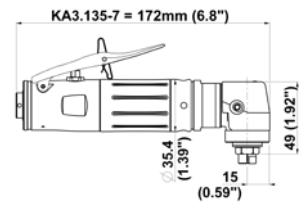
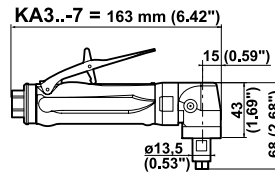
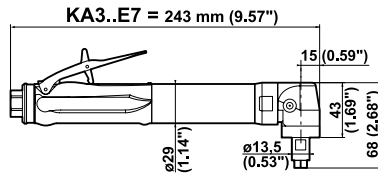
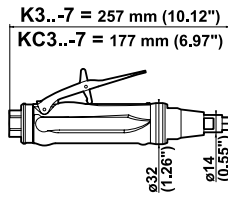


D

Caution: comply with the speeds recommended by component and abrasive manufacturers.

PIC REF	MODEL	PART NUMBER	FREE SPEED	COLLET MAX CAPACITY		POWER		WEIGHT		AIR CONSUMPTION		AIR INLET. THREAD	HOSE INT. Ø		
				mm	in.	W	hp	kg	lb.	l/s	cfm	in.	mm	in.	
Pencil die grinders															
A	KC1600-T	615 170 313 0	60000	3.00		100	0.13	0.15	0.33	4.9	10.4	1/4 BSP	6	1/4	
B	KC1600	615 170 315 0	60000	3.00		100	0.13	0.15	0.33	4.9	10.4	1/4 BSP	6	1/4	
Turbine grinders															
C	KC061000	205 146 638 4	100000	3.00		44	0.06	0.24	0.53	8.5	18.0	1/4	5	3/16	
D	05-X-80000	258984	80000	3.17	1/8	75	0.1	0.30	0.66	2.8	5.9	1/8	5	3/16	

Accessories



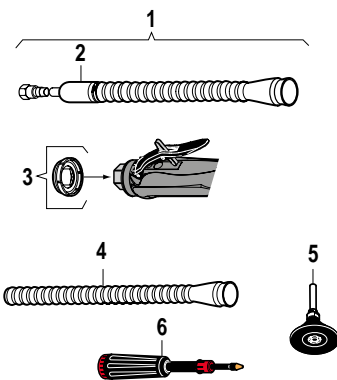
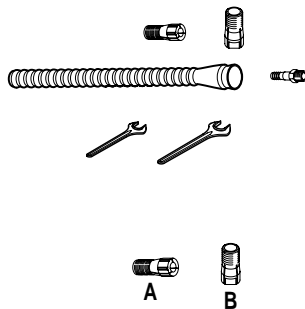
K3.-7 / KC3.-7 / KA3..E7 / KA3.-7 / KA3.135-7

ACCESSORIES INCLUDED

	K3.. / KC3.. / KA3..	KA3.135
• CNOMO collet \varnothing 6 mm	615 526 046 0	615 526 079 0
• Exhaust hose L = 0.8m (31")	615 875 106 0	
• 1/4" air hose nipple for 8mm (5/16") ID hose	615 704 019 0	
• 1/4" air hose nipple for 6mm (1/4") ID hose		615 705 009 0
• Flat wrench, 10mm (25/64")	615 801 002 0	615 801 002 0
• Flat wrench, 11mm (7/16")	615 801 003 0	
• Flat wrench, 14mm		615 801 005 0

OPTIONAL ACCESSORIES

ITEM	A		B	
	K3.. / KC3.. / KA3..		KA3.135	
• Collet \varnothing 2 mm			615 526 066 0	
• CNOMO collet \varnothing 2.5 mm	615 526 089 0		615 526 068 0	
• CNOMO collet \varnothing 3 mm	615 526 044 0		615 526 069 0	
• CNOMO collet \varnothing 3.2 mm (1/8")	615 526 045 0			
• Collet \varnothing 3.5mm			615 526 070 0	
• CNOMO collet \varnothing 4 mm (5/32")	615 526 090 0		615 526 071 0	
• CNOMO collet \varnothing 4.5 mm			615 526 073 0	
• CNOMO collet \varnothing 5 mm	615 526 092 0		615 526 075 0	
• Collet \varnothing 5.5mm			615 526 077 0	
• CNOMO collet \varnothing 6.4 mm (1/4")	615 526 047 0			
• Collet \varnothing 6.5mm			615 526 081 0	
• Collet \varnothing 7mm			615 526 083 0	
• Collet \varnothing 7.5mm			615 526 084 0	
• Collet \varnothing 8mm (5/16")			615 526 088 0	
1 Complete silencer kit	615 396 101 0		615 399 423 0	
2 Silencer	615 574 028 0			
3 Clippable silencer	615 396 124 0			
4 Exhaust hose L = 0.8m (31")			615 875 106 0	
5 Backing pad \varnothing 50mm			615 804 098 0	
6 Grease gun (capacity 24g - 0.8 oz.)	615 990 149 0			
• Grease for bevel gear (1kg - 2.2lb)	615 990 148 0			



Grinders for carbide burrs, mounted points and sanding discs

300 and 375 Watts (0.4 and 0.5 hp) - 12000 to 40000 rpm

Supplied with CNOMO collet, ø 6mm



A



B



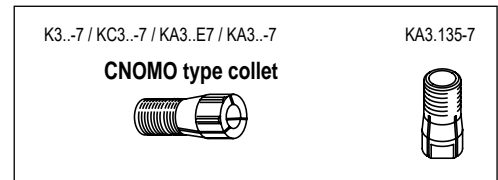
C



D



E



Caution: comply with the speeds recommended by component and abrasive manufacturers. PIC

PIC REF	MODEL	PART NUMBER	FREE SPEED rpm	COLLET MAX CAPACITY		POWER		WEIGHT		AIR CONSUMPTION				AIR INLET. THREAD		HOSE INT. Ø	
				mm	in.	W	hp	kg	lb.	AT FREE SPEED	AT MAX OUTPUT		in.	mm	in.		

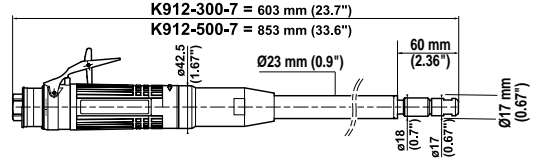
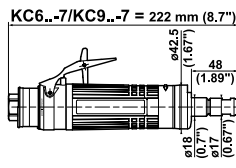
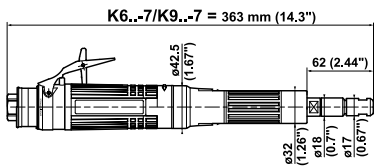
STRAIGHT GRINDERS

A	K340-7	615 170 036 0	40000	6.4	1/4	375	0.5	0.58	1.28	7.5	16.0	10.0	21	1/4	8	5/16
A	K331-7	615 170 035 0	31000	6.4	1/4	375	0.5	0.58	1.28	4.5	9.5	9.5	20	1/4	8	5/16
A	K325-7	615 170 034 0	25000	6.4	1/4	375	0.5	0.58	1.28	3.5	7.5	9.5	20	1/4	8	5/16
A	K320-7	615 170 033 0	20000	6.4	1/4	375	0.5	0.58	1.28	2.5	5.0	8.0	17	1/4	8	5/16
B	KC340-7	615 170 032 0	40000	6.4	1/4	375	0.5	0.40	0.88	7.5	16.0	10.0	21	1/4	8	5/16
B	KC331-7	615 170 031 0	31000	6.4	1/4	375	0.5	0.40	0.88	4.5	9.5	9.5	20	1/4	8	5/16
B	KC325-7	615 170 030 0	25000	6.4	1/4	375	0.5	0.40	0.88	3.5	7.5	9.5	20	1/4	8	5/16
B	KC320-7	615 170 029 0	20000	6.4	1/4	375	0.5	0.40	0.88	2.5	5.0	8.0	17	1/4	8	5/16

ANGLE GRINDERS

C	KA320E7	615 170 047 0	20000	6.4	1/4	375	0.5	0.60	1.32	6.5	13.5	10.0	21	1/4	8	5/16
C	KA312E7	615 170 039 0	12000	6.4	1/4	375	0.5	0.60	1.32	3.0	6.5	9.0	19	1/4	8	5/16
D	KA320-7	615 170 043 0	20000	6.4	1/4	375	0.5	0.50	1.10	6.5	13.5	10.0	21	1/4	8	5/16
D	KA312-7	615 170 037 0	12000	6.4	1/4	375	0.5	0.50	1.10	3.0	6.5	9.0	19	1/4	8	5/16
E	KA3.135-7	615 170 522 0	13500	8.0	5/16	300	0.4	0.60	1.32	9.5	20.0	-	-	1/4	6	1/4

Accessories



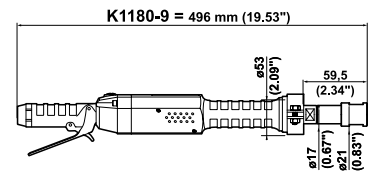
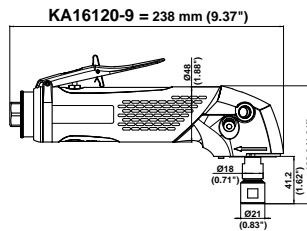
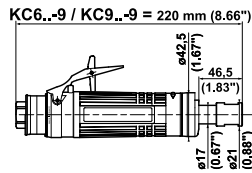
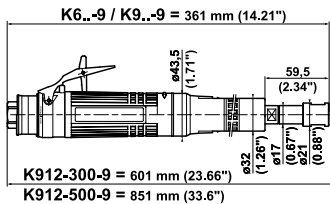
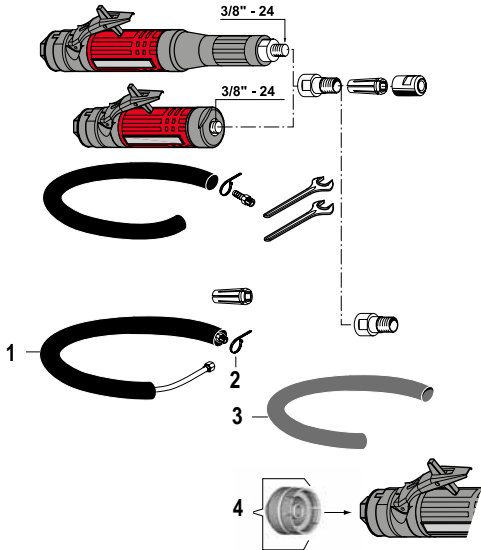
K6..-7 / K9..-7 / KC6..-7 / KC9..-7

ACCESSORIES INCLUDED

	PART NO.
• Collet-holder	615 523 018 0
• CNOMO collet \varnothing 6mm	615 526 049 0
• Exhaust hose L = 1.5m (60")	615 875 113 0
• Clamp	615 873 415 0
• 3/8" air hose nipple for 10mm (3/8") ID hose	615 704 017 0
• Flat wrench, 14mm (Qty 2)	615 801 005 0

OPTIONAL ACCESSORIES

ITEM	PART NO.
• Collet-holder extension L = 28mm (1.1")	615 523 019 0
• CNOMO collet \varnothing 3 mm	615 526 048 0
• CNOMO collet \varnothing 6.35 mm (1/4")	615 526 050 0
• CNOMO collet \varnothing 8 mm	615 526 051 0
1 Complete silencer kit	615 396 166 0
2 Clamp	615 873 115 0
3 Reinforced cloth-lined exhaust hose L = 0.75m (30")	615 875 116 0
4 Clippable silencer	615 396 655 0



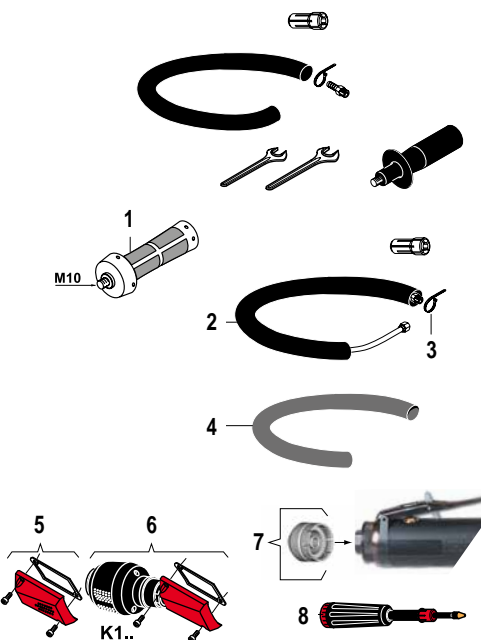
K6..-9 / K9..-9 / KC6..-9 / KC9..-9 / KA16120-9 / K1180-9

ACCESSORIES INCLUDED

	K/KC6 / K/KC9 KA16120-9	K1180-9
• Series 200 resilient collet, collet \varnothing 5.55 to 6.35mm (1/4")	615 526 063 0	615 526 063 0
• Series 200 resilient collet, collet \varnothing 8.7 to 9.5mm (3/8")		615 526 065 0
• Exhaust hose L = 1.5m (60")	615 875 113 0	
• Clamp	615 873 415 0	
• 3/8" air hose nipple for 10mm (3/8") ID hose	615 704 017 0	
• 3/8" air hose nipple for 13mm (1/2") ID hose for KA16120-9	615 704 027 0	
• 1/2" air hose nipple for 16mm (5/8") ID hose		615 704 014 0
• Flat wrench, 14mm	615 801 005 0	615 801 005 0
• Flat wrench, 19mm (3/4")	615 801 076 0	615 801 076 0
• Side handle for KA16120-9	615 576 038 0	

OPTIONAL ACCESSORIES

ITEM	K/KC6 / K/KC9 KA16120-9	K1180-9
• Series 200 resilient collet, collet \varnothing 2.4 to 3.2mm (1/8")	615 526 061 0	615 526 061 0
• Series 200 resilient collet, collet \varnothing 5.2 to 6mm	615 526 062 0	615 526 062 0
• Series 200 resilient collet, collet \varnothing 7.2 to 8mm	615 526 064 0	615 526 064 0
• Series 200 resilient collet, collet \varnothing 8.7 to 9.5mm (3/8")	615 526 065 0	
1 Vibration-damping handle for KA16120-9	615 576 066 0	
2 Complete silencer kit	615 396 166 0	
3 Clamp	615 873 115 0	
4 Reinforced cloth-lined exhaust hose L = 0.75m (30")	615 875 116 0	
5 Silencer kit		615 399 298 0
6 Silencer kit		615 399 459 0
7 Clippable silencer	615 396 655 0	
7 Clippable silencer for KA16120-9	615 396 957 0	
8 Grease gun (capacity 24g - 0.8oz) for KA16120-9	615 990 149 0	
• Grease for bevel gear (1kg - 2.2lb) for KA16120-9	615 990 148 0	



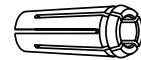
Grinders for carbide burrs and mounted points

600 to 1700 Watts (0.8 to 2.3 hp) - 12000 to 28000 rpm



Supplied with CNOMO collet, \varnothing 6mm

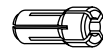
K6.-7 / K9.-7 / KC6.-7 / KC9.-7
CNOMO type collet



Supplied with series 200 resilient collet, \varnothing 5.55 to 6.35mm (1/4") & \varnothing 8.7 to 9.5mm (3/8")



K6.-9 / KC9.-9 / KC6.-9 /
KC9.-9 / KA1620-9 / K1180-9
Series 200 collet



Caution: comply with the speeds recommended by component and abrasive manufacturers.

PIC REF	MODEL	PART NUMBER	FREE SPEED	COLLET MAX CAPACITY		POWER		WEIGHT		AIR CONSUMPTION				AIR INLET THREAD	HOSE INT. \varnothing	
				rpm	mm	in.	W	hp	kg	lb.	l/s	cfm	l/s		cfm	in.

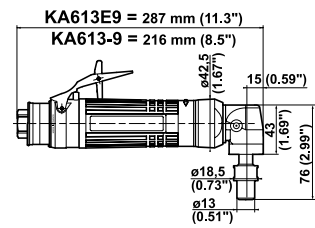
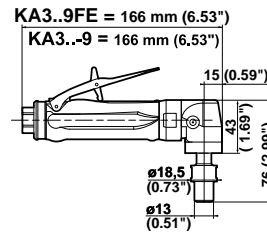
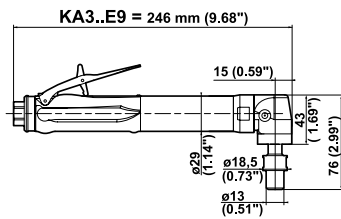
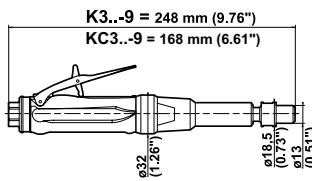
CNOMO collet

A	K628-7	615 170 107 0	28000	8	5/16	600	0.80	1.3	2.9	16	34	15	32	3/8	10	3/8
A	K624-7	615 170 106 0	24000	8	5/16	600	0.80	1.3	2.9	10	21	15	32	3/8	10	3/8
A	K922-7	615 170 119 0	22000	8	5/16	900	1.21	1.4	3.1	13	28	18	38	3/8	10	3/8
A	K619-7	615 170 105 0	19000	8	5/16	600	0.80	1.3	2.9	6	13	15	32	3/8	10	3/8
A	K918-7	615 170 117 0	18000	8	5/16	900	1.21	1.4	3.1	10	21	18	38	3/8	10	3/8
A	K615-7	615 170 104 0	15000	8	5/16	600	0.80	1.3	2.9	6	13	15	32	3/8	10	3/8
A	K915-7	615 170 114 0	15000	8	5/16	900	1.21	1.4	3.1	8	17	17	36	3/8	10	3/8
A	K912-7	615 170 110 0	12000	8	5/16	900	1.21	1.4	3.1	6	13	16	34	3/8	10	3/8
B	KC628-7	615 170 126 0	28000	8	5/16	600	0.80	0.9	2.0	16	34	15	32	3/8	10	3/8
B	KC624-7	615 170 125 0	24000	8	5/16	600	0.80	0.9	2.0	10	21	15	32	3/8	10	3/8
B	KC922-7	615 170 130 0	22000	8	5/16	900	1.21	1.0	2.2	13	28	18	38	3/8	10	3/8
B	KC619-7	615 170 124 0	19000	8	5/16	600	0.80	0.9	2.0	6	13	15	32	3/8	10	3/8
B	KC918-7	615 170 129 0	18000	8	5/16	900	1.21	1.0	2.2	10	21	18	38	3/8	10	3/8
B	KC615-7	615 170 123 0	15000	8	5/16	600	0.80	0.9	2.0	6	13	15	32	3/8	10	3/8
B	KC915-7	615 170 128 0	15000	8	5/16	900	1.21	1.0	2.2	8	17	17	36	3/8	10	3/8
B	KC912-7	615 170 127 0	12000	8	5/16	900	1.21	1.0	2.2	6	13	16	34	3/8	10	3/8
C	K912-300-7	615 170 108 0	12000	8	5/16	900	1.21	2.1	4.6	6	13	16	34	3/8	10	3/8
C	K912-500-7	615 170 109 0	12000	8	5/16	900	1.21	2.7	5.9	6	13	16	34	3/8	10	3/8

SERIES 200 collet

D	K628-9	615 170 150 0	28000	9.5	3/8	600	0.80	1.3	2.9	16	34	15	32	3/8	10	3/8
D	K624-9	615 170 151 0	24000	9.5	3/8	600	0.80	1.3	2.9	10	21	15	32	3/8	10	3/8
D	K922-9	615 170 152 0	22000	9.5	3/8	900	1.21	1.4	3.1	13	28	18	38	3/8	10	3/8
D	K619-9	615 170 153 0	19000	9.5	3/8	600	0.80	1.3	2.9	6	13	15	32	3/8	10	3/8
D	K918-9	615 170 154 0	18000	9.5	3/8	900	1.21	1.4	3.1	10	21	18	38	3/8	10	3/8
D	K615-9	615 170 155 0	15000	9.5	3/8	600	0.80	1.3	2.9	6	13	15	32	3/8	10	3/8
D	K915-9	615 170 156 0	15000	9.5	3/8	900	1.21	1.4	3.1	8	17	17	36	3/8	10	3/8
D	K912-9	615 170 157 0	12000	9.5	3/8	900	1.21	1.4	3.1	6	13	16	34	3/8	10	3/8
E	KC628-9	615 170 158 0	28000	9.5	3/8	600	0.80	0.9	2.0	16	34	15	32	3/8	10	3/8
E	KC624-9	615 170 159 0	24000	9.5	3/8	600	0.80	0.9	2.0	10	21	15	32	3/8	10	3/8
E	KC922-9	615 170 160 0	22000	9.5	3/8	900	1.21	1.0	2.2	13	28	18	38	3/8	10	3/8
E	KC619-9	615 170 161 0	19000	9.5	3/8	600	0.80	0.9	2.0	6	13	15	32	3/8	10	3/8
E	KC918-9	615 170 162 0	18000	9.5	3/8	900	1.21	1.0	2.2	10	21	18	38	3/8	10	3/8
E	KC615-9	615 170 163 0	15000	9.5	3/8	600	0.80	0.9	2.0	6	13	15	32	3/8	10	3/8
E	KC915-9	615 170 164 0	15000	9.5	3/8	900	1.21	1.0	2.2	8	17	17	36	3/8	10	3/8
E	KC912-9	615 170 165 0	12000	9.5	3/8	900	1.21	1.0	2.2	6	13	16	34	3/8	10	3/8
F	K912-300-9	615 170 169 0	12000	9.5	3/8	900	1.21	2.1	4.6	6	13	16	34	3/8	10	3/8
F	K912-500-9	615 170 170 0	12000	9.5	3/8	900	1.21	2.7	5.9	6	13	16	34	3/8	10	3/8
G	KA16120-9	615 170 443 0	12000	9.5	3/8	1700	2.30	1.4	3.2	20	42	32	68	3/8	13	1/2
H	K1180-9	615 170 246 0	18000	9.5	3/8	1200	1.61	2.5	5.9	12	25	35	74	1/2	15	5/8

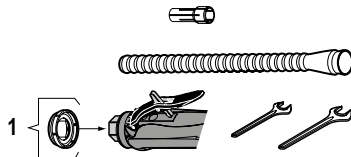
Accessories



4734 / K3..-9 / KC3..-9 / KA3..E9 / KA3..-9 / KA3..-9FE

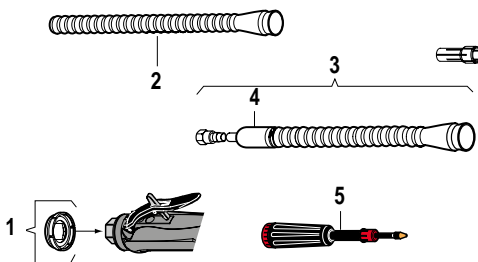
ACCESSORIES INCLUDED

ITEM	4734	K3../KC3..-9 KA3..E9/KA3..-9	KA3..-9FE
• Series 300 resilient collet, ϕ 2.4 to 3.2 mm	615 526 055 0	615 526 059 0	615 526 059 0
• Exhaust hose L = 0.8m (31")	222453	615 875 106 0	
• Clamp	235203		
• 1/4" air hose nipple for 8mm (5/16") ID hose		615 704 019 0	615 704 019 0
1 Clippable silencer			615 396 124 0
• Flat wrench, 11mm (7/16")	199003	615 801 003 0	615 801 003 0
• Flat wrench, 17mm (1-1/16")	615 801 032 0	615 801 032 0	615 801 032 0
• Flat wrench, 16mm (5/8" A/F)	18583		



OPTIONAL ACCESSORIES

ITEM	4734	K3../KC3..-9 KA3..E9/KA3..-9	KA3..-9FE
• Series 300 resilient collet, ϕ 0.4 to 1.2mm	615 526 052 0	615 526 052 0	615 526 052 0
• Series 300 resilient collet, ϕ 1.2 to 2mm	615 526 053 0	615 526 053 0	615 526 053 0
• Series 300 resilient collet, ϕ 1.7 to 2.5mm	615 526 054 0	615 526 054 0	615 526 054 0
• Series 300 resilient collet, ϕ 2.4 to 3.2mm (1/8")	615 526 055 0	615 526 055 0	615 526 055 0
• Series 300 resilient collet, ϕ 3.16 to 3.96mm	615 526 056 0	615 526 056 0	615 526 056 0
• Series 300 resilient collet, ϕ 3.95 to 4.75mm	615 526 057 0	615 526 057 0	615 526 057 0
• Series 300 resilient collet, ϕ 4.75 to 5.55mm	615 526 058 0	615 526 058 0	615 526 058 0
2 Exhaust hose L = 0.8 m (31")			615 875 106 0
3 Complete silencer kit		615 396 101 0	615 396 101 0
4 Silencer		615 574 028 0	615 574 028 0
1 Clippable silencer		615 396 124 0	
5 Grease gun (capacity 24g - 0.8 oz.)		615 990 149 0	615 990 149 0
• Grease for bevel gear (1kg -2.2 lb.)		615 990 148 0	615 990 148 0



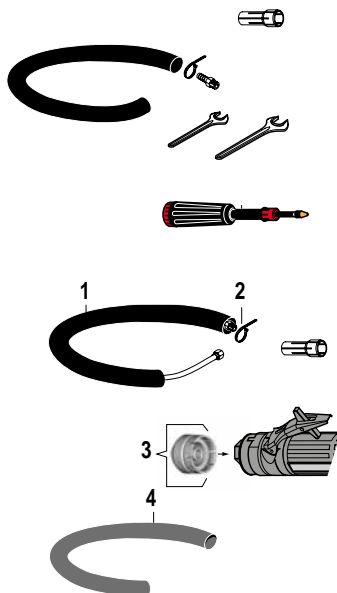
KA613E9 / KA613-9

ACCESSORIES INCLUDED

	PART NO.
• Series 300 resilient collet, ϕ 5.55 to 6.35mm (1/4")	615 526 059 0
• Exhaust hose L = 1.5m (60")	615 875 113 0
• Clamp	615 873 415 0
• 3/8" air hose nipple for 10mm (3/8") ID hose	615 704 017 0
• Flat wrench, 11mm (7/16")	615 801 003 0
• Flat wrench, 17mm (1-1/16")	615 801 032 0
• Grease gun (capacity 24g - 0.8 oz.)	615 990 149 0

OPTIONAL ACCESSORIES


ITEM	PART NO.
• Series 300 resilient collet, ϕ 0.4 to 1.2 mm (3/64")	615 526 052 0
• Series 300 resilient collet, ϕ 1.2 to 2 mm (5/64")	615 526 053 0
• Series 300 resilient collet, ϕ 1.7 to 2.5 mm (3/32")	615 526 054 0
• Series 300 resilient collet, ϕ 2.4 to 3.2 mm (1/8")	615 526 055 0
• Series 300 resilient collet, ϕ 3.16 to 3.96 mm (5/32")	615 526 056 0
• Series 300 resilient collet, ϕ 3.95 to 4.75 mm (3/16")	615 526 057 0
• Series 300 resilient collet, ϕ 4.75 to 5.55 mm (7/32")	615 526 058 0
1 Complete silencer kit	615 396 166 0
2 Clamp	615 873 115 0
3 Clippable silencer	615 396 655 0
4 Reinforced cloth-lined exhaust hose L = 0.75m (30")	615 875 116 0
• Grease for bevel gear (1 kg - 2.2 lb.)	615 990 148 0



Grinders for carbide burrs, mounted points and sanding discs

300 to 600 Watts (0.4 to 0.8 hp) - 9000 to 40000 rpm

Supplied with series 300 resilient collet, \varnothing 5.55 to 6.35mm (1/4")



K3...9 / KC3...9 / KA3...(E)9 / KA3...9FE / KA613(E)9
Series 300 collet



Caution: comply with the speeds recommended by component and abrasive manufacturers.

PIC REF	MODEL	PART NUMBER	FREE SPEED	COLLET MAX CAPACITY		POWER		WEIGHT		AIR CONSUMPTION				AIR INLET THREAD		HOSE INT \varnothing	
				rpm	mm	in.	W	hp	kg	lb.	l/s	cfm	l/s	cfm	in.	mm	in.

STRAIGHT GRINDERS

A	4734	4734	20000	6.35	1/4	300	0.4	0.60	1.32	8.5	18	10	21	1/4	10	3/8
B	K340-9	615 170 139 0	40000	6.35	1/4	375	0.5	0.57	1.26	7.5	16	10	21	1/4	8	5/16
B	K331-9	615 170 140 0	31000	6.35	1/4	375	0.5	0.57	1.26	4.5	9.5	9.5	20	1/4	8	5/16
B	K325-9	615 170 141 0	25000	6.35	1/4	375	0.5	0.57	1.26	3.5	7.5	9.5	20	1/4	8	5/16
B	K320-9	615 170 142 0	20000	6.35	1/4	375	0.5	0.57	1.26	2.5	5.0	8.0	17	1/4	8	5/16
C	KC340-9	615 170 143 0	40000	6.35	1/4	375	0.5	0.38	0.84	7.5	16	10	21	1/4	8	5/16
C	KC331-9	615 170 144 0	31000	6.35	1/4	375	0.5	0.38	0.84	4.5	9.5	9.5	20	1/4	8	5/16
C	KC325-9	615 170 145 0	25000	6.35	1/4	375	0.5	0.38	0.84	3.5	7.5	9.5	20	1/4	8	5/16
C	KC320-9	615 170 027 0	20000	6.35	1/4	375	0.5	0.38	0.84	2.5	5.0	8.0	17	1/4	8	5/16
C	KC318-9	615 170 196 0	18000	6.35	1/4	375	0.5	0.38	0.84	2.5	5.0	8.0	17	1/4	8	5/16

ANGLE GRINDERS

D	KA320E9	615 170 146 0	20000	6.35	1/4	375	0.5	0.61	1.35	6.5	13.5	10	21	1/4	8	5/16
D	KA312E9	615 170 147 0	12000	6.35	1/4	375	0.5	0.61	1.35	3.0	6.5	9.0	9	1/4	8	5/16
E	KA320-9	615 170 148 0	20000	6.35	1/4	375	0.5	0.51	1.13	6.5	13.5	10	21	1/4	8	5/16
E	KA318-9	615 170 461 0	18000	6.35	1/4	375	0.5	0.51	1.13	6.5	13.5	10	21	1/4	8	5/16
E	KA312-9	615 170 149 0	12000	6.35	1/4	375	0.5	0.51	1.13	3.0	6.5	9.0	19	1/4	8	5/16
E	KA309-9	615 170 266 0	9000	6.35	1/4	375	0.5	0.50	1.10	3.0	6.5	9.0	19	1/4	8	5/16
F	KA320-9FE*	615 170 206 0	20000	6.35	1/4	375	0.5	0.51	1.13	6.5	13.5	10	21	1/4	8	5/16
F	KA312-9FE*	615 170 205 0	12000	6.35	1/4	375	0.5	0.51	1.13	3.0	6.5	9.0	19	1/4	8	5/16
G	KA613E9	615 170 136 0	13000	6.35	1/4	600	0.8	1.40	3.10	10	21	15	32	3/8	10	3/8
H	KA613-9	615 170 135 0	13000	6.35	1/4	600	0.8	1.10	2.40	10	21	15	32	3/8	10	3/8

* Front Exhaust models

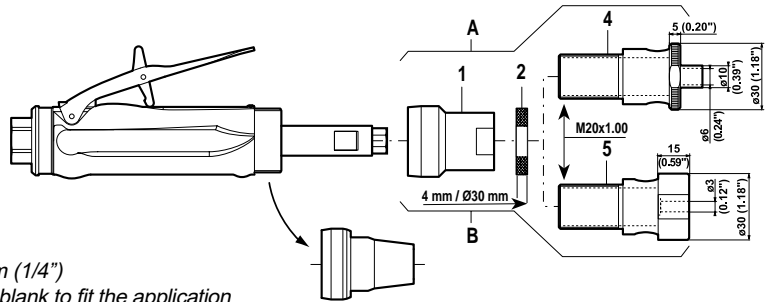
Routers

375 to 900 Watts (0.5 to 1.21 hp) - 12000 to 40000 rpm

375 W (0.5hp) - 20000 to 40000 rpm
CNOMO type collet



A

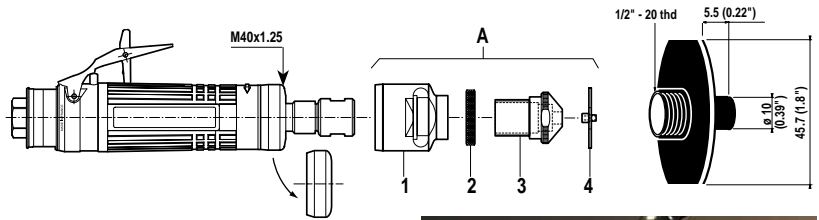


615 396 069 0: Machined routing kit for burr, max ø 6.4mm (1/4")
615 396 070 0: Blank routing kit allowing you to adapt the blank to fit the application

600 - 900 W (0.8 - 1.21hp) - 12000 to 28000 rpm
CNOMO type or Series 200 collet



B



615 396 289 0: Machined routing kit for burr, max ø 6.4mm (1/4")



OPTIONAL ACCESSORIES

ITEM	KC3..	KC6.. / KC9..
A Machined routing kit	615 396 069 0	615 396 289 0
B Blank routing kit (item 1, 2, 5)	615 396 070 0	
1 Flange	615 595 231 0	615 595 245 0
2 Adjusting nut	615 607 140 0	615 607 145 0
• Circlip		615 687 056 0
• Bearing		615 758 127 0
3 Router nose		615 542 132 2
4 Machined routing guide	615 542 125 0	615 542 131 0
5 Blank routing guide	615 542 125 2	

If you need a complete tool use the KC624-9RT (24000 rpm) Part No. 615 170 290 0

If you need a specific speed or a higher power:

Select the motor, the speed of your choice below then add the routing kit.

For example: Tool with Series 200 collet - 900 W -22000 rpm (KC922-9) + routing kit Order 615 170 160 0 + 615 396 289 0

Caution: comply with the speeds recommended by component and abrasive manufacturers.

PIC REF	MODEL	FREE SPEED	POWER		PART NO.		ROUTING KIT	
			W	hp	CNOMO COLLET (-7)	SERIES 200 COLLET (-9)	MACHINED	BLANK

375 W (0.5 hp) - CNOMO type collet

A	KC340-7	40000	375	0.5	615 170 032 0	+		
A	KC331-7	31000	375	0.5	615 170 031 0	+		
A	KC325-7	25000	375	0.5	615 170 030 0	+		
A	KC320-7	20000	375	0.5	615 170 029 0	+		

615 396 069 0



615 396 070 0



600 - 900 W (0.8 - 1.21 hp) - CNOMO type or Series 200 collet

B	KC628-	28000	600	0.80	615 170 126 0	615 170 158 0	+	
B	KC624-	24000	600	0.80	615 170 125 0	615 170 159 0	+	
B	KC922-	22000	900	1.21	615 170 130 0	615 170 160 0	+	
B	KC619-	19000	600	0.80	615 170 124 0	615 170 161 0	+	
B	KC918-	18000	900	1.21	615 170 129 0	615 170 162 0	+	
B	KC615-	15000	600	0.80	615 170 123 0	615 170 163 0	+	
B	KC915-	15000	900	1.21	615 170 128 0	615 170 164 0	+	
B	KC912-	12000	900	1.21	615 170 127 0	615 170 165 0	+	

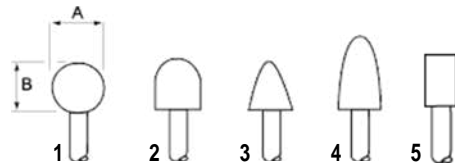
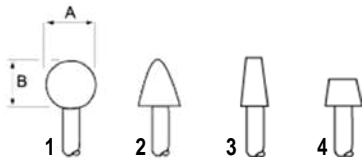
615 396 289 0



Collet Grinder Accessories



Aluminium Oxide Mounted Points are available in red grades. Red grades are suitable for grinding high tensile materials such as ordinary and alloy steels, high speed steel and annealed malleable iron.



MOUNTED POINTS 3mm Ø SHANK - RED

Can also be used with collet type CNOMO or 200 & 300 Series (1/8")

PIC REF	MAX SPEED	A		B		PART NO.
		mm	in.	mm	in.	
1	104000	5	0.19	5	0.19	38582
2	104000	5	0.19	8	0.31	38522
3	105000	4	0.16	4	0.16	38562
4	81000	6	0.25	6	0.25	38542

MOUNTED POINTS 6mm Ø SHANK - RED

Can also be used with collet type CNOMO or 200 & 300 Series (1/4")

PIC REF	MAX SPEED	A		B		PART NO.
		mm	in.	mm	in.	
1	59000	16	0.62	16	0.62	435983
2	50000	20	0.79	16	0.62	435993
3	45000	20	0.79	28	1.10	436003
4	48000	20	0.79	32	1.26	436013
5	38000	25	1.00	3	0.11	

Recommended Speeds For Tungsten Carbide Burrs - rpm x 1000

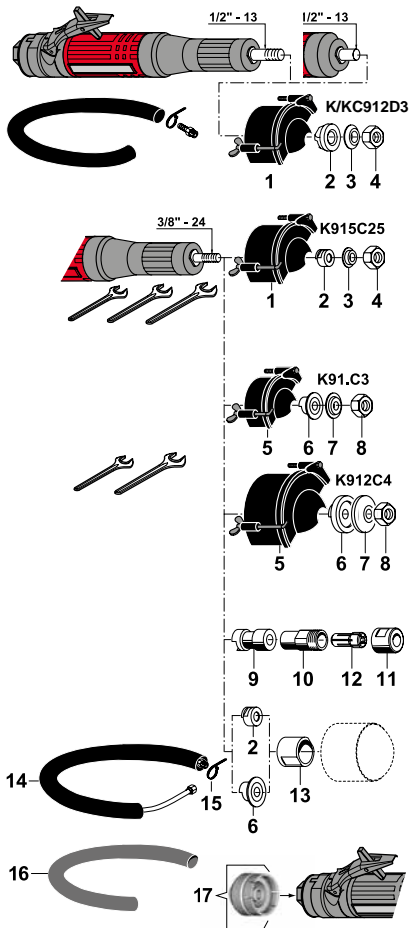
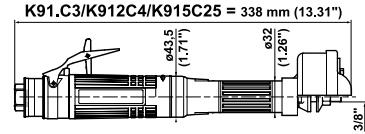
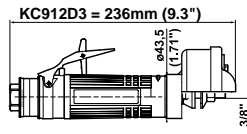
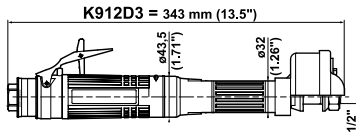
MATERIAL	HEAD DIAMETER				
	3mm (1/8")	6mm (1/4")	10mm (3/8")	13mm (1/2")	16mm (5/8")
Alum, Zinc Base, Plastics	30-90	15-70	10-50	17-38	6-30
Cast Iron, Brass, Copper, Bronze	45-90	23-60	15-40	11-30	9-24
Mild Steel	60-90	45-60	30-40	22-30	18-24
Titanium, Stainless, Hardened Steels, Ceramics	60-90	30-45	19-30	15-22	12-18

Abrasive Discs Ø 50mm

SPEED	GRIT	PART NO.
rpm		
25000	P40	615 804 099 0
25000	P60	615 804 100 0
25000	P80	615 804 101 0
25000	P120	615 804 102 0



Accessories



K9..

ACCESSORIES INCLUDED

ITEM	K/KC912D3 Ø 80mm (3")	K915C25 Ø 63mm (2 1/2")
• Exhaust hose L = 1.5m (60")	615 875 113 0	615 875 113 0
• Clamp	615 873 415 0	615 873 415 0
• 3/8" air hose nipple for 10mm ID hose	615 704 017 0	615 704 017 0
1 Wheel guard for K912D3	615 504 151 0	615 504 150 0
1 Wheel guard for KC912D3	615 504 214 0	
2 Rear flange	615 503 127 0	615 503 126 0
3 Front flange	615 502 044 0	615 502 043 0
4 Locknut	615 608 045 0	615 608 044 0
• Flat wrench 17mm (1-1/16")		615 801 032 0
• Flat wrench 14.3mm (9/16")		615 801 074 0
• Flat wrench 19mm (3/4")	615 801 076 0	

ITEM	K91.C3 Ø 80mm (3")	K912C4 Ø 100mm (4")
5 Wheel guard	615 504 151 0	615 504 152 0
6 Rear flange	615 503 125 0	615 503 131 0
7 Front flange	615 502 013 0	615 502 063 0
8 Locknut	615 608 044 0	615 608 044 0
• Flat wrench. 14.3mm (9/16")	615 801 074 0	615 801 074 0
• Flat wrench. 19mm (3/4")	615 801 076 0	615 801 076 0

OPTIONAL ACCESSORIES

ITEM		PART NO.
9	Spacer for collet-holder	615 666 149 0
10	Series 200 collet-holder	615 523 023 0
11	Series 200 collet nut	615 607 144 0
12	Series 200 Erickson collet	(see page 214)
13	Spacer for threaded cone wheel 3/8"	615 503 516 0
•	Rear flange supplied with tool 615 503 125 0 or 615 503 126 0	
14	Complete silencer kit	615 396 166 0
15	Clamp	615 873 115 0
16	Reinforced cloth-lined exhaust hose L = 0.75 m (30")	615 875 116 0
17	Clippable silencer	615 396 655 0



Grinders for cone wheels and type 1 wheels

Ø 63mm (2-1/2") - Ø 80mm (3") - Ø 100mm (4")

900 Watts (1.21 hp) - 12000 to 18000 rpm



A



B



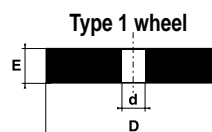
C



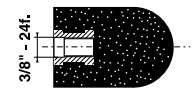
D



E



Wheel type 16 - 18 - 18R and 19



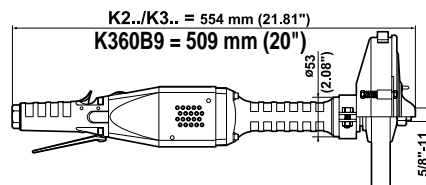
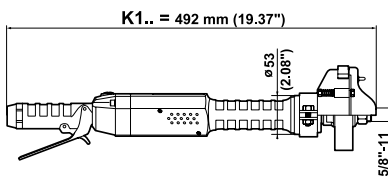
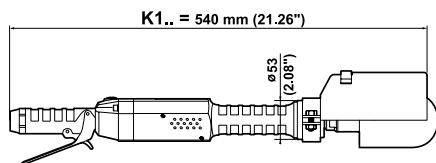
* Reinforced resinoid wheel

Caution: comply with the speeds recommended by component and abrasive manufacturers.

PIC REF	MODEL	PART NUMBER	FREE SPEED	WHEEL MAX CAPACITY		THREADED SPINDLE	POWER		WEIGHT		AIR CONSUMPTION				AIR INLET. THREAD		HOSE INT. Ø	
				D	Exd		W	hp	kg	lb.	AT FREE SPEED		AT MAX OUTPUT		in.		mm in.	
			rpm	mm	in.	in.					l/s	cfm	l/s	cfm	in.	mm	in.	
A	K918C3	615 170 118 0	18000	*80x13x9.52	3x1/2x3/8	3/8-24	900	1.21	1.7	3.7	7	15	16	34	3/8	10	3/8	
A	K915C3	615 170 116 0	15000	*80x13x9.52	3x1/2x3/8	3/8-24	900	1.21	1.7	3.7	7	15	16	34	3/8	10	3/8	
A	K912C3	615 170 111 0	12000	*80x13x9.52	3x1/2x3/8	3/8-24	900	1.21	1.7	3.7	7	15	16	34	3/8	10	3/8	
B	K915C25	615 170 115 0	15000	63x13x9.52	2-1/2x1/2x3/8	3/8-24	900	1.21	1.6	3.5	7	15	16	34	3/8	10	3/8	
C	K912D3	615 170 113 0	12000	80x20x12.7	3x25/32x1/2	1/2-13	900	1.21	1.7	3.7	7	15	16	34	3/8	10	3/8	
D	KC912D3	615 170 491 0	12000	80x20x12.7	3x25/32x1/2	1/2-13	900	1.21	1.3	2.9	7	15	16	34	3/8	10	3/8	
E	K912C4	615 170 112 0	12000	100x13x9.52	4x1/2x3/8	3/8-24	900	1.21	1.8	4.0	7	15	16	34	3/8	10	3/8	

3/8"-24 UNF - 1/2"-13 UNC

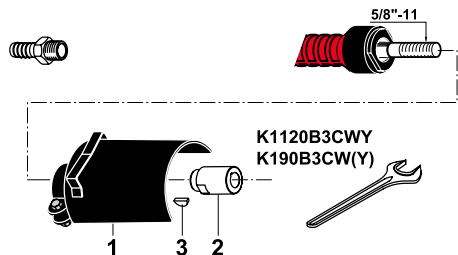
Accessories



K1120B3CWY / K190B3CW(CWY) - Ø 80mm (3")

ACCESSORIES INCLUDED

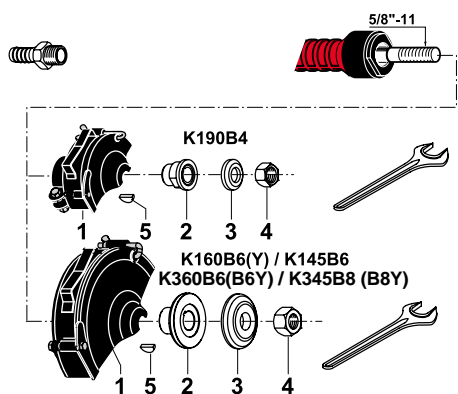
ITEM	PART NO.
• 1/2" air hose nipple for 16mm (5/8") ID hose	615 704 014 0
1 Wheel guard	615 504 080 0
2 Rear flange	615 503 095 0
3 Woodruff key	615 630 019 0
• Flat wrench, 27mm (1-1/16")	615 801 077 0



K190B4 / K.60B6(B6Y) / K145B6 / K345B8(B8Y)

ACCESSORIES INCLUDED

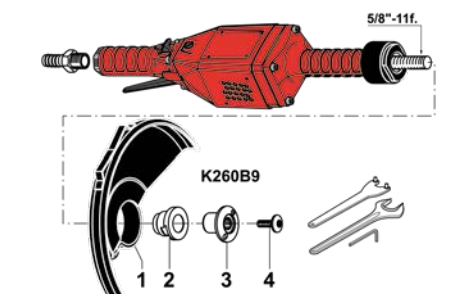
ITEM	K190B4 Ø 100 mm (4")	K.60B6 (B6Y) K145B6 Ø 150 mm (6")	K345B8 (B8Y) Ø 200 mm (8")
• 1/2" air hose nipple for 16mm (5/8") ID hose	615 704 014 0	615 704 014 0	615 704 014 0
1 Wheel guard	615 504 154 0	615 504 079 0	615 504 078 0
2 Rear flange	615 503 094 0	615 503 028 0	615 503 004 0
3 Front flange	615 502 046 0	615 502 027 0	615 502 007 0
4 Nut	615 608 006 0	615 608 006 0	615 608 006 0
5 Woodruff key	615 630 019 0	615 630 019 0	615 630 019 0
• Flat wrench, 27mm (1-1/16")	615 801 077 0	615 801 077 0	615 801 077 0



K360B9 - Ø 230 mm (9")

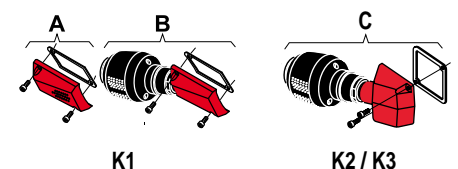
ACCESSORIES INCLUDED

ITEM	PART NO.
• 1/2" air hose nipple for 16mm (5/8") ID hose	615 704 014 0
1 Wheel guard	615 504 161 0
2 Rear flange	615 503 103 0
3 Nut	615 542 104 0
4 Safety screw	615 614 034 0
• Pin wrench, 35mm (1-3/8")	615 802 010 0
• Flat wrench, 27mm (1-1/16")	615 801 077 0
• Hex. key 6 mm	615 802 056 0



OPTIONAL ACCESSORIES

ITEM	K1..	K2.. / K3..
A Silencer kit	615 399 298 0	
B Silencer kit	615 399 459 0	
C Silencer kit		615 399 460 0



Grinders for cone wheels and type 1 wheels

Ø 80mm (3") - Ø 100mm (4") - Ø 150mm (6")
Ø 200mm (8") - Ø 230mm (9")

1000 to 2700 Watts (1.34 to 3.62 hp) - 4500 to 12000 rpm



A



B



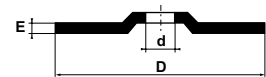
C




D



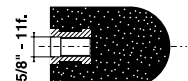
E



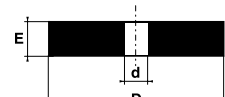
Type 27-42 wheel



F



Wheel. type 16 - 18 - 18R and 19



Type 1 wheel

Caution: comply with the speeds recommended by component and abrasive manufacturers.

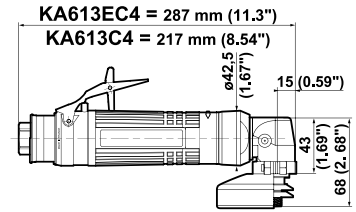
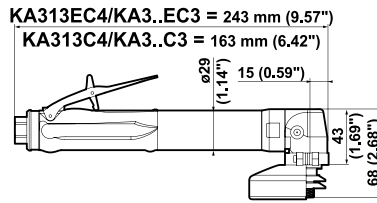
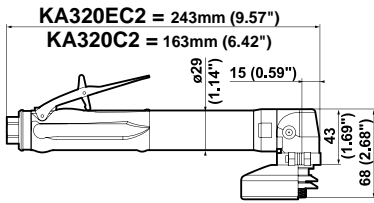
PIC REF	MODEL	PART NUMBER	FREE SPEED	WHEEL MAX CAPACITY		THREADED SPINDLE	POWER		WEIGHT		AIR CONSUMPTION				AIR INLET THREAD		HOSE INT. Ø	
				rpm	mm		in.	in.	W	hp	kg	lb.	l/s	cfm	l/s	cfm	in.	mm
A	K190B3CW	615 170 005 0	9000	80	3	5/8-11	1200	1.61	3.5	7.7	9	19	27	57	1/2	15	5/8	
B	K190B4	615 170 004 0	9000	100x25x15.9	4x1x5/8	5/8-11	1200	1.61	3.2	7.0	9	19	27	57	1/2	15	5/8	
C	K160B6	615 170 003 0	6000	150x25x15.9	6x1x5/8	5/8-11	1200	1.61	3.5	7.7	6	12	23	48	1/2	15	5/8	
C	K145B6	615 170 002 0	4500	150x25x15.9	6x1x5/8	5/8-11	1000	1.34	3.5	7.7	5	10	20	42	1/2	15	5/8	
D	K360B6	615 170 010 0	6000	150x25x15.9	6x1x5/8	5/8-11	2700	3.62	5.6	12.3	13	27	41	86	1/2	15	5/8	
E	K345B8	615 170 009 0	4500	200x25x15.9	8x1x5/8	5/8-11	2400	3.22	6.3	13.9	8	17	33	70	1/2	15	5/8	
F	K360B9	615 170 521 0	6000	230x6.4x22.2	9x1/4x7/8	5/8-11	2700	3.62	5.6	12.3	13	27	41	86	1/2	15	5/8	

For USA Market only (to ANSI B186.1)

A	K1120B3CWY	615 170 171 0	12000	80	3	5/8-11	1300	1.74	3.0	6.6	16	34	30	64	1/2	15	5/8
A	K190B3CWY	615 170 172 0	9000	80	3	5/8-11	1200	1.61	3.0	6.6	9	19	27	57	1/2	15	5/8
C	K160B6Y	615 170 173 0	6000	150x25x15.9	6x1x5/8	5/8-11	1200	1.61	3.5	7.7	6	12	23	48	1/2	15	5/8
D	K360B6Y	615 170 177 0	6000	150x25x15.9	6x1x5/8	5/8-11	2700	3.62	5.6	12.3	13	27	41	86	1/2	15	5/8
E	K345B8Y	615 170 178 0	4500	200x25x15.9	8x1x5/8	5/8-11	2400	3.22	6.3	13.9	8	17	33	70	1/2	15	5/8

5/8"-11 UNC

Accessories



KA320EC2/C2 / KA3..EC3/C3 / KA313EC4/C4C

ACCESSORIES INCLUDED

ITEM	KA3..EC2 KA320C2 Ø 51mm (2")	KA3..EC3 KA3..C3 Ø 76mm (3")	KA313EC4 KA313C4 Ø 100mm (4")
• Exhaust hose L = 0.8m (31")	615 875 106 0	615 875 106 0	615 875 106 0
• 1/4" air hose nipple for 8mm ID hose	615 704 019 0	615 704 019 0	615 704 019 0
1 Wheel guard	615 504 207 0	615 504 155 0	615 504 160 0
2 Flange			615 606 515 0
3 Flange		615 502 064 0	615 502 064 0
4 Flange		615 503 144 0	615 503 144 0
5 Flange	615 502 082 0		
6 Nut	894 016 276 5		
• Pin wrench, 20-3mm		615 802 008 0	615 802 008 0
• Pin wrench	615 802 008 0		
• Flat wrench, 11mm (7/16")	615 801 003 0	615 801 003 0	615 801 003 0

OPTIONAL ACCESSORIES

ITEM	PART NO.
7 Complete silencer kit	615 396 101 0
8 Silencer	615 574 028 0
9 Clippable silencer	615 396 124 0
10 Grease gun includes (24g - 0.8oz)	615 990 149 0
• Grease for bevel gear (1kg - 2.2lb)	615 990 148 0

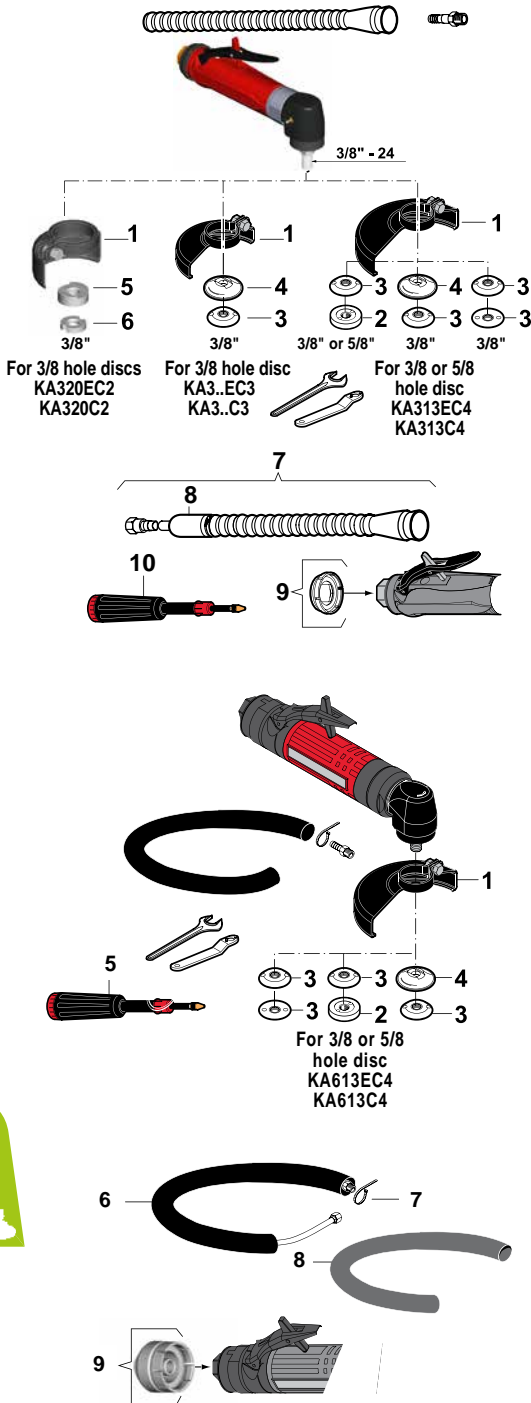
KA613EC4 / KA613C4 - Ø 100mm (4")

ACCESSORIES INCLUDED

ITEM	KA613EC4 KA613C4
• Exhaust hose L = 1.5m (60")	615 875 113 0
• Clamp	615 873 415 0
• 3/8" air hose nipple for 10mm ID hose	615 704 017 0
1 Wheel guard	615 504 160 0
2 Flange	615 606 515 0
3 Flange	615 502 064 0
4 Flange	615 503 144 0
5 Grease gun includes (24g - 0.8oz)	615 990 149 0
• Pin wrench, 20-3mm	615 802 008 0
• Flat wrench, 11mm (7/16")	615 801 003 0


OPTIONAL ACCESSORIES

ITEM	PART NO.
6 Complete silencer kit	615 396 166 0
7 Clamp	615 873 115 0
8 Reinforced cloth-lined exhaust hose L = 0.75m (30")	615 875 116 0
9 Clippable silencer	615 396 655 0
• Grease for bevel gear (1kg - 2.2lb)	615 990 148 0



Grinders for depressed center wheels and cut-off wheels Ø 51mm (2") - Ø 76mm (3") - Ø 100mm (4")

375 and 600 Watts (0.5 and 0.8 hp) - 13000 to 20000 rpm



A



B



C



D



E



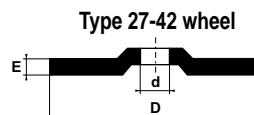
F



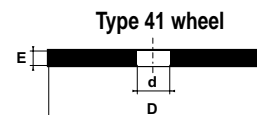
G



H



Type 27-42 wheel



Type 41 wheel

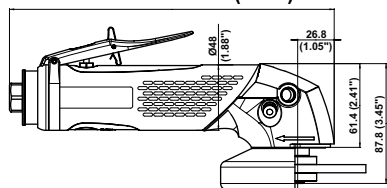
Caution: comply with the speeds recommended by component and abrasive manufacturers

PIC REF	MODEL	PART NUMBER	FREE SPEED	WHEEL MAX CAPACITY		THREADED SPINDLE	POWER		WEIGHT		AIR CONSUMPTION				AIR INLET THREAD			HOSE INT. Ø	
				rpm	mm		in.	W	hp	kg	lb.	AT FREE SPEED	AT MAX OUTPUT	INLET THREAD		INLET Ø			
A	KA320EC2	615 170 487 0	20000	51x7x9.52	2x1/4x3/8	3/8-24	375	0.5	0.81	1.78	6.5	13.5	10.0	21	1/4	8	5/16		
B	KA320EC3	615 170 046 0	20000	76x7x9.52	3x1/4x3/8	3/8-24	375	0.5	0.81	1.78	6.5	13.5	10.0	21	1/4	8	5/16		
B	KA318EC3	615 170 045 0	18000	76x7x9.52	3x1/4x3/8	3/8-24	375	0.5	0.81	1.78	4.5	9.5	9.5	20	1/4	8	5/16		
C	KA313EC4	615 170 050 0	13000	100x7x9.52 & 15.9	4x1/4x3/8&5/8	3/8-24	375	0.5	0.83	1.83	3.0	6.5	9.0	19	1/4	8	5/16		
D	KA320C2	615 170 488 0	20000	51x7x9.52	2x1/4x3/8	3/8-24	375	0.5	0.64	1.41	6.5	13.5	10.0	21	1/4	8	5/16		
E	KA320C3	615 170 042 0	20000	76x7x9.52	3x1/4x3/8	3/8-24	375	0.5	0.64	1.41	6.5	13.5	10.0	21	1/4	8	5/16		
E	KA318C3	615 170 041 0	18000	76x7x9.52	3x1/4x3/8	3/8-24	375	0.5	0.64	1.41	4.5	9.5	9.5	20	1/4	8	5/16		
F	KA313C4	615 170 049 0	13000	100x7x9.52 & 15.9	4x1/4x3/8&5/8	3/8-24	375	0.5	0.66	1.45	3.0	6.5	9.0	19	1/4	8	5/16		
G	KA613EC4	615 170 138 0	13000	100x7x9.52 & 15.9	4x1/4x3/8&5/8	3/8-24	600	0.8	1.50	3.30	10.0	21.0	15.0	32	3/8	10	3/8		
H	KA613C4	615 170 137 0	13000	100x7x9.52 & 15.9	4x1/4x3/8&5/8	3/8-24	600	0.8	1.20	2.60	10.0	21.0	15.0	32	3/8	10	3/8		

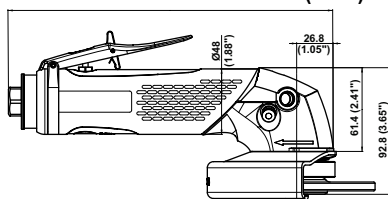
3/8"-24 UNF

Accessories

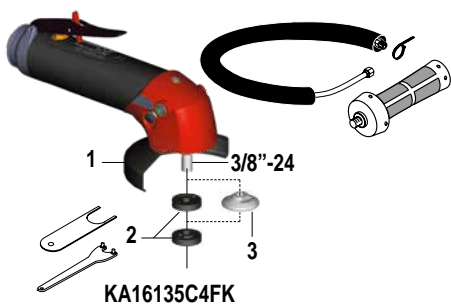
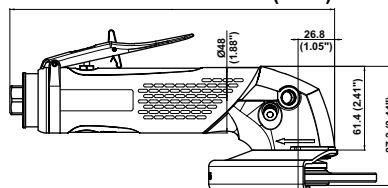
KA16135C4FK = 238mm (9.37")



KA16120A45VK / B45VK = 238mm (9.37")



KA16120A45 / B45 = 238mm (9.37")



KA16135C4FK



KA16135C4FK - ø 100mm (4")

ACCESSORIES INCLUDED

ITEM	KA16135C4FK 3/8"-24
• Complete silencer kit	615 396 166 0
• Clamp	615 263 024 0
• Vibration-damping side handle	615 576 066 0
1 Wheel guard	615 504 196 0
2 Flange (Qty 2)	615 606 515 0
3 Rear flange	615 503 515 0
• Pin wrench 20-3mm	615 802 008 0
• Flat wrench, 16mm (5/8")	615 802 512 0

OPTIONAL ACCESSORIES

ITEM	PART NO.
4 Clippable silencer	615 396 957 0
5 Grease gun includes 24g (0.8oz)	615 990 149 0
• Grease for bevel gear (1 kg - 2.2 lb)	615 990 148 0

KA16120A45VK - KA16120B45VK - ø 115mm (4.5")

ACCESSORIES INCLUDED

ITEM	KA16120A45VK M14x2	KA16120B45VK 5/8" -11
• Complete silencer kit	615 396 166 0	615 396 166 0
• Clamp	615 263 024 0	615 263 024 0
• Vibration-damping side handle	615 576 066 0	615 576 066 0
1 Multi-position guard	615 504 195 0	615 504 195 0
2 Auto-balancer	615 990 181 0	615 990 181 0
3 Front flange	615 502 066 0	615 502 067 0
4 Safety screw	615 614 076 0	615 614 076 0
• Pin wrench, 35mm (1-3/8")	615 802 010 0	615 802 010 0
• Hex. key 6.35mm (1/4")	615 802 057 0	615 802 057 0

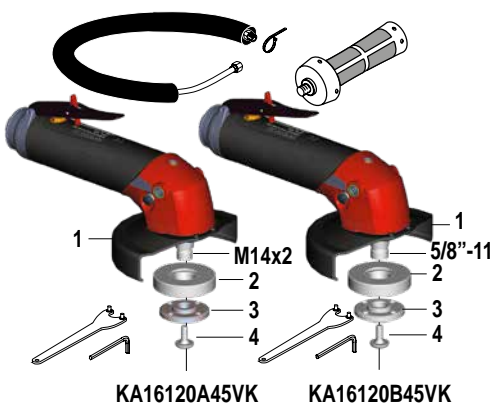
KA16120A45 - KA16120B45 - ø 115mm (4.5")

ACCESSORIES INCLUDED

ITEM	KA16120A45 M14x2	KA16120B45 5/8" -11
• Exhaust hose L = 1.5m (60")	615 875 113 0	615 875 113 0
• Clamp	615 263 024 0	615 263 024 0
• 3/8" air hose nipple for 13mm (1/2") ID hose	615 704 027 0	615 704 027 0
• Side handle	615 576 038 0	615 576 038 0
1 Multi-position guard	615 504 198 0	615 504 198 0
2 Rear flange	615 503 134 0	615 503 141 0
3 Front flange	615 502 066 0	615 502 067 0
4 Safety screw	615 614 076 0	615 614 076 0
• Pin wrench, 35mm (1-3/8")	615 802 010 0	615 802 010 0
• Hex. key 6.35mm (1/4")	615 802 057 0	615 802 057 0

OPTIONAL ACCESSORIES

ITEM	PART NO.
5 Complete silencer kit	615 396 166 0
6 Clamp	615 263 024 0
7 Reinforced cloth-lined exhaust hose L= 0.75m (30")	615 875 116 0
8 Vibration-damping side handle	615 576 066 0
9 Clippable silencer	615 396 957 0
10 Grease gun includes 24g (0.8oz)	615 990 149 0
• Grease for bevel gear (1 kg - 2.2lb)	615 990 148 0



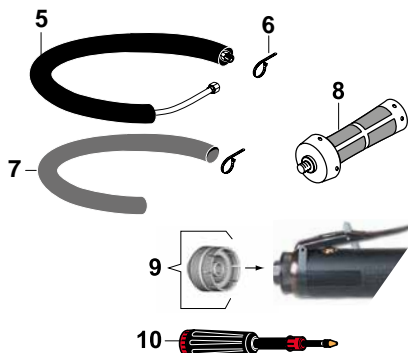
KA16120A45VK

KA16120B45VK



KA16120A45

KA16120B45



Grinders for depressed center wheels, cut-off wheels and flap wheel ø 100mm (4") - ø 115mm (4.5")

1700 Watts (2.3 hp) - 12000 and 13500 rpm

Fixed wheel guard

Multi-position guard



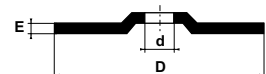
A



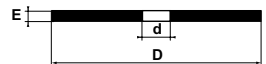
B



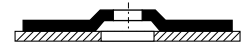
Type 27-42 wheel



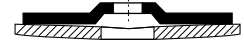
Type 41 wheel



Depressed centre flap wheels



FLAT



CURVED

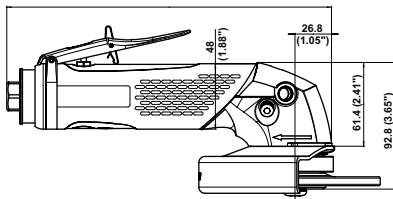
Caution: comply with the speeds recommended by component and abrasive manufacturers.

PIC REF	MODEL	PART NUMBER	FREE SPEED	WHEEL MAX CAPACITY DXEXD		THREADED SPINDLE	POWER		WEIGHT		AIR CONSUMPTION AT FREE SPEED		AIR CONSUMPTION AT MAX OUTPUT		AIR INLET THREAD	HOSE INT Ø		
				mm	in.		W	hp	kg	lb.	l/s	cfm	l/s	cfm		in.	mm	in.
FIXED WHEEL GUARD																		
•	KA16135C4FK	615 170 441 0	13500	100x6.4x16	4x1/4x5/8	3/8-24	1700	2.3	1.53	3.4	25	53	35	74	3/8	13	1/2	
MULTI-POSITION GUARD																		
A	KA16120A45VK	615 170 456 0	12000	115x6.4x22.2	4.5x1/4x7/8	M14x2	1700	2.3	1.87	4.1	20	42	32	68	3/8	13	1/2	
A	KA16120B45VK	615 170 458 0	12000	115x6.4x22.2	4.5x1/4x7/8	5/8-11	1700	2.3	1.87	4.1	20	42	32	68	3/8	13	1/2	
B	KA16120A45	615 170 455 0	12000	115x6.4x22.2	4.5x1/4x7/8	M14x2	1700	2.3	1.75	3.9	20	42	32	68	3/8	13	1/2	
B	KA16120B45	615 170 457 0	12000	115x6.4x22.2	4.5x1/4x7/8	5/8-11	1700	2.3	1.75	3.9	20	42	32	68	3/8	13	1/2	

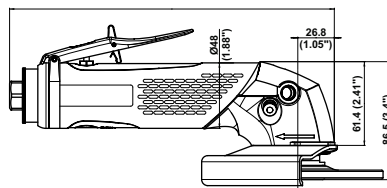
5/8"-11 UNC

Accessories

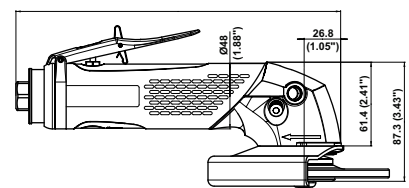
KA16120A5VK / B5VK = 238mm (9.37")



KA16120H5K / H5 = 238mm (9.37")



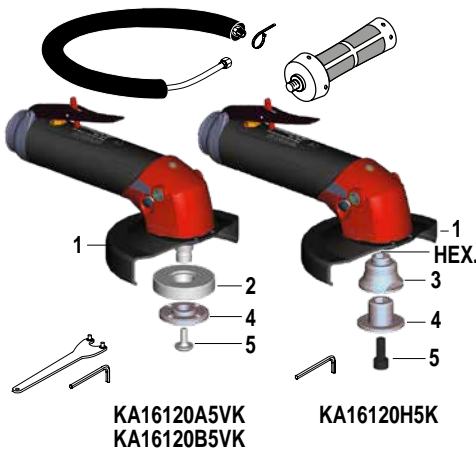
KA16120A5 / B5 = 238mm (9.37")



KA16120A5VK / B5VK / H5K - ø 127mm (5")

ACCESSORIES INCLUDED

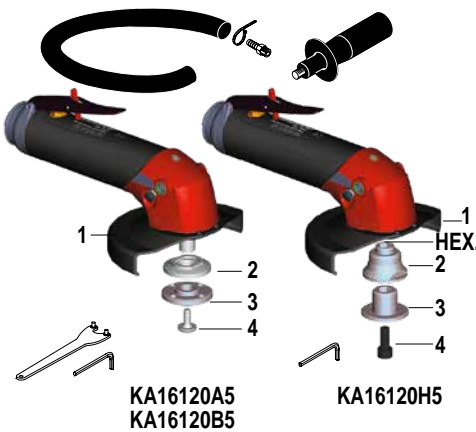
ITEM	KA16120A5VK M14x2	KA16120B5VK 5/8-11	KA16120H5K Hex.
• Complete silencer kit	615 396 166 0	615 396 166 0	615 396 166 0
• Clamp	615 263 024 0	615 263 024 0	615 263 024 0
• Vibration-damping side handle	615 576 066 0	615 576 066 0	615 576 066 0
1 Multi-position guard	615 504 193 0	615 504 193 0	615 504 197 0
2 Auto-balancer	615 990 181 0	615 990 181 0	
3 Rear flange			615 503 124 0
4 Front flange	615 502 066 0	615 502 067 0	615 502 062 0
5 Safety screw	615 614 076 0	615 614 076 0	615 616 101 0
• Pin wrench, 35mm (1-3/8")	615 802 010 0	615 802 010 0	
• Hex. key 6mm			615 802 056 0
• Hex. key 6.35mm (1/4")	615 802 057 0	615 802 057 0	



KA16120A5 / B5 / H5 - ø 127mm (5")

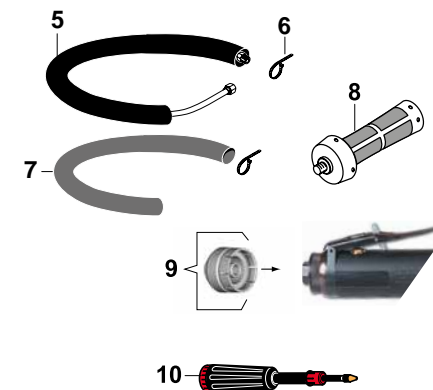
ACCESSORIES INCLUDED

ITEM	KA16120A5 M14x2	KA16120B5 5/8-11	KA16120H5 Hex.
• Exhaust hose L = 1.5m (60")	615 875 113 0	615 875 113 0	615 875 113 0
• Clamp	615 263 024 0	615 263 024 0	615 263 024 0
• 3/8" air hose nipple for 13mm (1/2") ID hose	615 704 027 0	615 704 027 0	615 704 027 0
• Side handle	615 576 038 0	615 576 038 0	615 576 038 0
1 Multi-position guard	615 504 197 0	615 504 197 0	615 504 197 0
2 Rear flange	615 503 134 0	615 503 141 0	615 503 124 0
3 Front flange	615 502 066 0	615 502 067 0	615 502 062 0
4 Safety screw	615 614 076 0	615 614 076 0	615 616 101 0
• Pin wrench, 35mm (1-3/8")	615 802 010 0	615 802 010 0	
• Hex. key 6mm			615 802 056 0
• Hex. key 6.35mm (1/4")	615 802 057 0	615 802 057 0	



OPTIONAL ACCESSORIES

ITEM	PART NO.
5 Complete silencer kit	615 396 166 0
6 Clamp	615 263 024 0
7 Reinforced cloth-lined exhaust hose L = 0.75 m (30")	615 875 116 0
8 Vibration-damping side handle	615 576 066 0
9 Clippable silencer	615 396 957 0
10 Grease gun includes 24g (0.8oz)	615 990 149 0
• Grease for bevel gear (1kg - 2.2lb)	615 990 148 0



Grinders for depressed center wheels, cut-off wheels and flap wheels \varnothing 127mm (5")

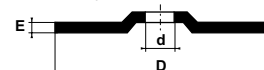
1700 Watts (2.3 hp) - 12000 rpm

Quick wheel change

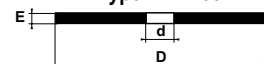
Multi-position guard



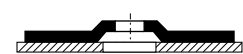
Type 27-42 wheel



Type 41 wheel



Depressed centre flap wheels



FLAT



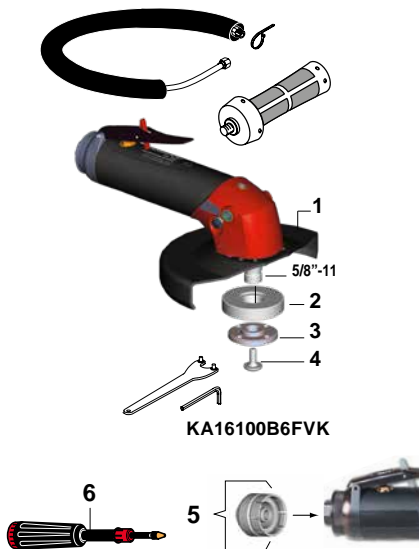
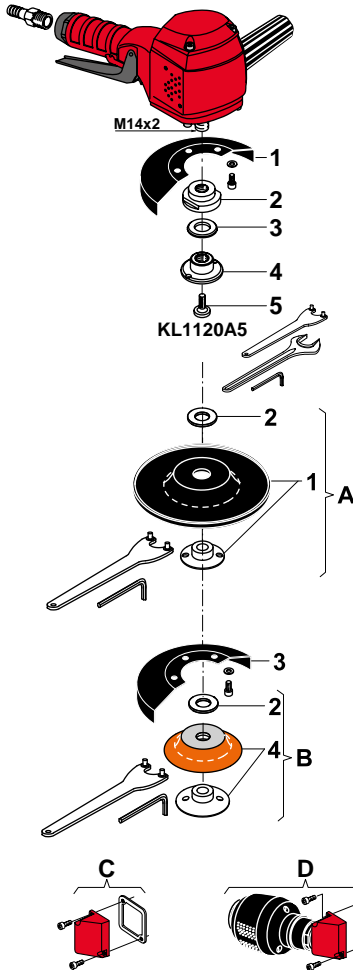
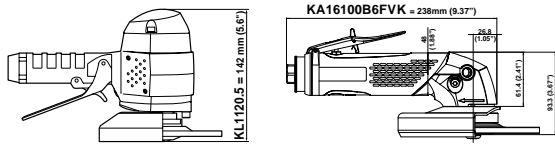
CURVED

Caution: comply with the speeds recommended by component and abrasive manufacturers.

PIC REF	MODEL	PART NUMBER	FREE SPEED	WHEEL MAX CAPACITY DXEXD		THREADED SPINDLE	POWER		WEIGHT		AIR CONSUMPTION AT FREE SPEED		AIR CONSUMPTION AT MAX OUTPUT		AIR INLET THREAD	HOSE INT \varnothing	
				mm	in.		W	hp	kg	lb.	l/s	cfm	l/s	cfm		in.	mm
A	KA16120A5VK	615 170 438 0	12000	127x6.4x22.2	5x1/4x7/8	M14x2	1700	2.3	1.90	4.2	20	42	32	68	3/8	13	1/2
A	KA16120B5VK	615 170 454 0	12000	127x6.4x22.2	5x1/4x7/8	5/8-11	1700	2.3	1.90	4.2	20	42	32	68	3/8	13	1/2
A	KA16120H5K	615 170 434 0	12000	127x6.4x22.2	5x1/4x7/8	HEX	1700	2.3	1.77	3.9	20	42	32	68	3/8	13	1/2
B	KA16120A5	615 170 437 0	12000	127x6.4x22.2	5x1/4x7/8	M14x2	1700	2.3	1.77	3.9	20	42	32	68	3/8	13	1/2
B	KA16120B5	615 170 439 0	12000	127x6.4x22.2	5x1/4x7/8	5/8-11	1700	2.3	1.77	3.9	20	42	32	68	3/8	13	1/2
B	KA16120H5	615 170 444 0	12000	127x6.4x22.2	5x1/4x7/8	HEX	1700	2.3	1.77	3.9	20	42	32	68	3/8	13	1/2

5/8"-11 UNC

Accessories



KL1120A5 - ø 127mm (5")

ACCESSORIES INCLUDED

ITEM		KL1120A5 M14x2 / 5/8"-11
	• 3/8" air hose nipple for 10mm (3/8") ID hose	615 704 017 0
1	Wheel guard	615 504 086 0
2	Rear flange	615 503 096 0
3	Washer for wheels thickness <2mm	615 642 052 0
4	Nut	615 606 032 0
5	Safety screw	615 614 033 0
	• Pin wrench, 35mm (1-3/8")	615 802 010 0
	• Flat wrench, 27mm (1-1/16")	615 801 077 0
	• Hex. key 6mm	615 802 056 0

OPTIONAL ACCESSORIES

SANDING WITH STANDARD ABRASIVE DISC ø 127MM (5")		KL1120A M14x2
ITEM		
A	Soft sanding kit for abrasive disc (including item 1-2)	615 399 251 0
1	Ventilated backing pad with nut M14 (max. 12000 rpm)	615 990 127 0
	• Pin wrench, 35mm (1-3/8")	615 802 010 0
	• Hex key 8mm (5/16")	615 802 061 0
2	M14 Spacer	615 641 027 0

SANDING WITH SEMIRIGID DISC ø 127MM (5")		KL1120A M14x2
ITEM		
3	Wheel guard	615 504 086 0
B	Sanding kit for semirigid disc (including item 4-2)	615 399 203 0
4	Backing pad with nut M14 (max. 12000 rpm)	615 990 129 0
2	M14 Spacer	615 641 027 0
	• Hex key 8mm (5/16")	615 802 061 0
	• Pin wrench, 35mm (1-3/8")	615 802 010 0

OTHER OPTIONAL ACCESSORIES

ITEM		PART NO.
C	Silencer kit	615 396 117 0
D	Silencer kit	615 399 462 0

KA16100B6FVK - ø 150mm (6")

ACCESSORIES INCLUDED

ITEM		KA16100B6FVK 5/8"-11
	• Complete silencer kit	615 396 166 0
	• Vibration-damping side handle	615 576 066 0
	• Clamp	615 263 024 0
1	Wheel guard	615 504 202 0
2	Auto-balancer	615 990 181 0
3	Front flange	615 502 067 0
4	Safety screw	615 614 076 0
	• Pin wrench, 35mm (1-3/8")	615 802 010 0
	• Hex. key 6.35mm (1/4")	615 802 057 0

OPTIONAL ACCESSORIES

ITEM		KA16100B6FVK
5	Clippable silencer	615 396 957 0
6	Grease gun includes 24g (0.8oz)	615 990 149 0
	• Grease for bevel gear (1kg - 2.2lb)	615 990 148 0

Grinders for depressed center wheels, cut-off wheels and flap wheels \varnothing 127mm (5") - \varnothing 150mm (6")

750 and 1600 Watts (1 and 2.15 hp) - 10000 and 12000 rpm

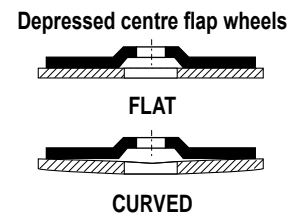
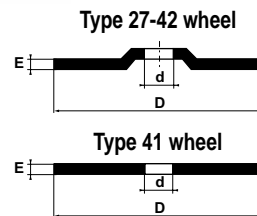
Fixed wheel guard



A



B

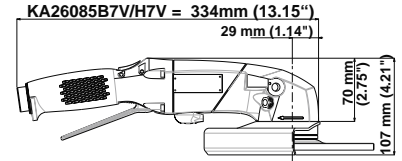
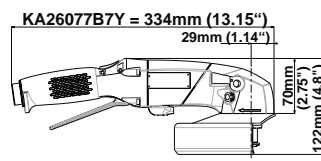
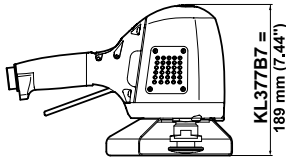
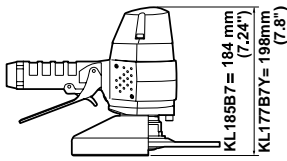


Caution: comply with the speeds recommended by component and abrasive manufacturers.

PIC REF	MODEL	PART NUMBER	FREE SPEED	WHEEL MAX CAPACITY DXEXD		THREADED SPINDLE	POWER		WEIGHT		AIR CONSUMPTION AT FREE SPEED		AIR CONSUMPTION AT MAX OUTPUT		AIR INLET THREAD		HOSE INT \varnothing	
				mm	in.		W	hp	kg	lb.	l/s	cfm	l/s	cfm	in.	mm	in	
A	KL1120A5	615 170 013 0	12000	127x6.4x22.2	5x1/4x7/8	M14x2	750	1.0	2.3	5.0	16	34	16	34	3/8	10	3/8	
B	KA16100B6FK	615 170 470 0	10000	150x7.0x22.2	6x1/4x7/8	5/8-11	1600	2.15	1.9	4.2	20	42	32	68	3/8	13	1/2	

5/8"-11 UNC

Accessories



KL185B7 / KL377B7 / KL177B7Y - Ø 180mm (7")

ACCESSORIES INCLUDED

ITEM	KL185B7 Ø 180mm (7")	KL377B7 / V Ø 180mm (7")	KL177B7Y Ø 180mm (7")
• 1/2" air hose nipple for 16mm (5/8") ID hose	615 704 014 0		
• 1/2" air hose nipple for 13mm (1/2") ID hose	615 704 016 0		615 704 016 0
1 Wheel guard	615 504 095 0	615 504 182 0	615 504 169 0
2 Rear flange for model B7	615 503 103 0	615 503 103 0	615 503 150 0
3 Auto-balancer for model B7V		615 503 146 0	
4 Nut	615 542 104 0	615 542 104 0	615 608 049 0
5 Safety screw	615 614 034 0	615 614 034 0	615 614 034 0
• Pin wrench, 35mm (1-3/8")	615 802 010 0	615 802 010 0	
• Flat wrench, 27mm (1-1/16")	615 801 077 0	615 801 077 0	615 801 077 0
• Hex. key 6mm	615 802 056 0	615 802 056 0	615 802 056 0

KL360B6C / KL360B6CY - Ø 150mm (6")

ACCESSORIES INCLUDED

ITEM	KL360B6C	KL360B6CY
• 1/2" air hose nipple for 16mm (5/8") ID hose	615 704 014 0	615 704 014 0
1 Wheel guard	615 504 181 0	615 504 178 0
2 Rear flange	615 503 116 0	615 503 150 0
3 Safety screw	615 614 034 0	
4 Nut		615 608 049 0
• Lever		615 595 202 0
• Flat wrench. 27mm (11/16")	615 801 077 0	
• Hex. key	615 802 056 0	615 802 061 0

OTHER OPTIONAL ACCESSORIES

ITEM	KL185B7	KL377B7	KL177B7Y
A Silencer	615 399 462 0		615 399 462 0
B Silencer		615 399 463 0	
C Auto-Balancer	615 503 146 0		

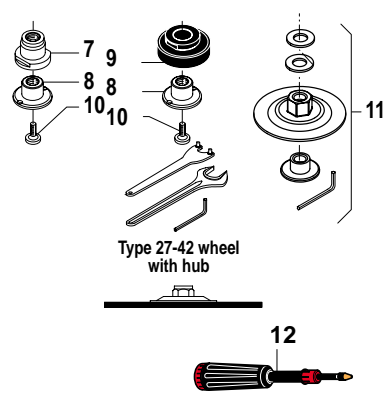

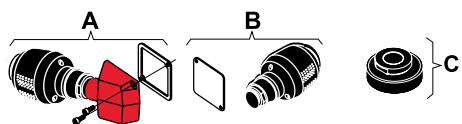
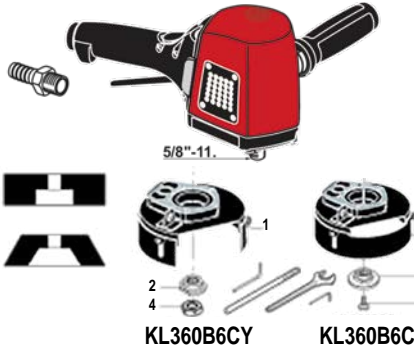
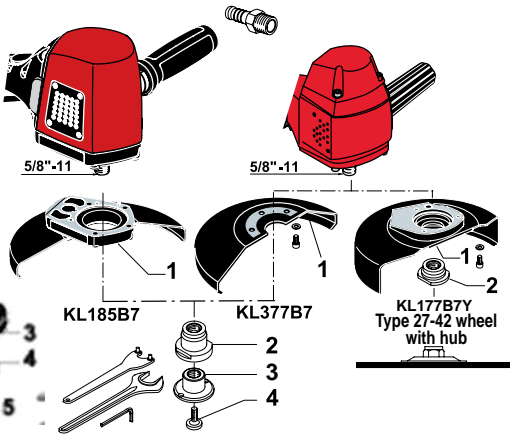
KA26085B7V / KA26085H7V / KA26077B7Y - Ø 180mm (7")

ACCESSORIES INCLUDED

ITEM	KA26085B7V	KA26085H7V	KA26077B7Y
• Vibration damping side handle	615 576 066 0	615 576 066 0	615 576 066 0
• 1/2" air hose nipple for 16mm (5/8") ID hose	615 704 014 0	615 704 014 0	615 704 014 0
• Rotating exhaust kit	615 397 743 5	615 397 743 5	615 397 743 5
• Rotating handle support kit	615 397 741 5	615 397 741 5	615 397 741 5
1 Wheel guard kit	615 504 211 5	615 504 211 5	615 504 213 5
2 Auto-balancer	615 990 181 0	615 990 194 0	
3 Rear flange		615 503 164 0	615 503 153 0
4 Front flange	615 502 067 0	615 502 085 0	
5 Nut 5/8"			615 608 049 0
6 Safety screw	615 614 076 0		615 614 034 0
• Pin wrench, 35mm (1-3/8")	615 802 010 0	615 802 010 0	
• Hex key	615 802 056 0	615 802 056 0	615 802 056 0

OPTIONAL ACCESSORIES

ITEM	KL177B7Y KA26077B7Y
7 Rear flange	615 503 103 0
8 Nut	615 542 104 0
9 Rear flange balancer	615 503 146 0
10 Safety screw	615 614 034 0
11 Wheel adaptor	C087920
• Pin wrench	615 802 010 0
• Flat wrench	615 801 077 0
• Hex key	615 802 056 0
12 Grease gun includes 24g (0.8oz)	615 990 149 0
• Grease for bevel gear (1kg - 2.2lb)	615 990 148 0



Grinders for depressed center wheels, cut-off wheels and flap wheels \varnothing 180mm (7")

1200 to 3000 Watts (1.61 to 4.02 hp) - 6000 to 8500 rpm



A



B



C



D

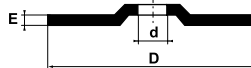


E



F

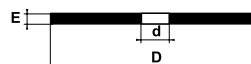
Type 27-42 wheel



Depressed centre flap wheels



Type 41 wheel

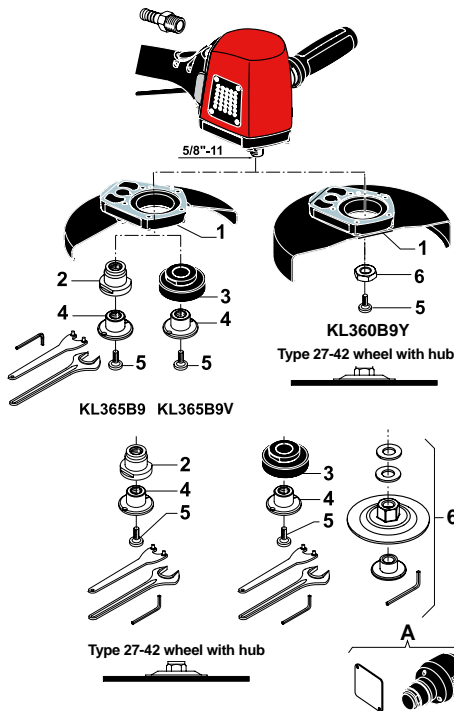
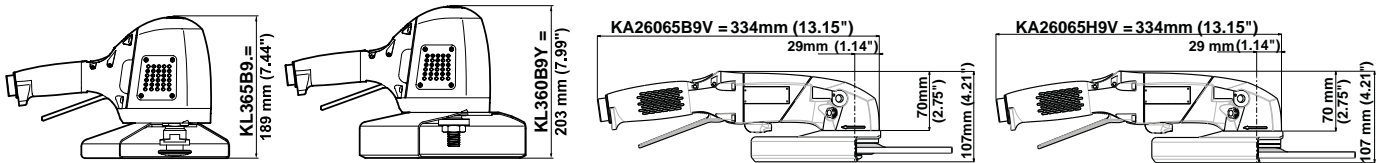


Caution: comply with the speeds recommended by component and abrasive manufacturers.

PIC REF	MODEL	PART NUMBER	FREE SPEED	WHEEL MAX CAPACITY		THREADED SPINDLE	POWER		WEIGHT		AIR CONSUMPTION		AIR INLET THREAD		HOSE INT. \varnothing		
				DxExd			W	hp	kg	lb.	AT FREE SPEED	AT MAX OUTPUT	in.	mm	in.		
			rpm	mm	in.	in.	W	hp	kg	lb.	l/s	cfm	l/s	cfm	in.	mm	in.
VERTICAL GRINDERS																	
A	KL185B7	615 170 012 0	8500	180x9.5x22.2	7x3/8x7/8	5/8-11	1200	1.61	2.8	6.1	16	34	27	57	1/2	13	1/2
B	KL377B7	615 170 341 0	7700	180x9.5x22.2	7x3/8x7/8	5/8-11	3000	4.02	4.2	9.2	19	40	46	97	1/2	15	5/8
For USA Market only (to ANSI B186.1)																	
C	KL177B7Y	615 170 182 0	7700	180x9.5x22.2	7x3/8x7/8	5/8-11	1200	1.61	2.8	6.1	8	17	25	53	1/2	15	5/8
LOW VIBRATION - VERTICAL GRINDERS																	
B	KL377B7V	615 170 472 0	7700	180x9.5x22.2	7x3/8x7/8	5/8-11	3000	4.02	4.3	9.4	19	40	46	97	1/2	15	5/8
VERTICAL GRINDERS for cup wheels																	
D	KL360B6C	615 170 337 0	6000	150	6	5/8-11	2400	3.22	4.2	9.2	9	19	39	82	1/2	15	5/8
For USA Market only (to ANSI B186.1)																	
D	KL360B6CY	615 170 351 0	6000	150	6	5/8-11	2900	3.89	4.4	9.7	12	25	43	91	1/2	15	5/8
ANGLE GRINDERS																	
E	KA26085B7V	615 170 476 0	8500	180x9.5x22.2	7x3/8x7/8	5/8-11	2100	2.82	2.7	5.9	17	36	36	77	1/2	15	5/8
E	KA26085H7V	615 170 489 0	8500	180x9.5x22.2	7x3/8x7/8	HEX.	2100	2.82	2.7	5.9	17	36	36	77	1/2	15	5/8
For USA Market only (to ANSI B186.1)																	
F	KA26077B7Y	615 170 478 0	7700	180x9.5x22.2	7x3/8x7/8	5/8-11	2100	2.82	2.7	6.6	16	33	32	69	1/2	15	5/8

5/8"-11 UNC

Accessories



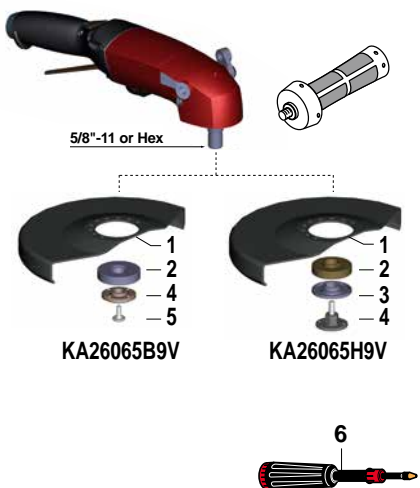
KL365B9 / KL365B9V / KL360B9Y - Ø 230mm (9")

ACCESSORIES INCLUDED

ITEM	KL365B9 KL365B9V	KL360B9Y
• 1/2" air hose nipple for 16 mm (5/8") ID hose	615 704 014 0	615 704 014 0
1 Wheel guard	615 504 183 0	615 504 180 0
2 Rear flange for model B9	615 503 103 0	
3 Auto-balancer for model B9V	615 503 146 0	
4 Nut	615 542 104 0	
5 Safety screw	615 614 034 0	615 614 034 0
6 Nut		615 608 049 0
• Flat wrench, 27mm (1-1/16")	615 801 077 0	615 801 077 0
• Pin wrench, 35mm (1-3/8")	615 802 010 0	
• Hex. Key 6mm	615 802 056 0	615 802 056 0

OPTIONAL ACCESSORIES

ITEM	KL365B9	KL360B9Y
2 Rear flange		615 503 103 0
3 Auto-balancer		615 503 146 0
4 Nut		615 542 104 0
5 Safety screw		615 614 034 0
6 Wheel adaptor		C087920
• Pin wrench, 35mm (1-3/8")		615 802 010 0
• Flat wrench, 27mm (1-1/16")		615 801 077 0
• Hex. Key 6mm		615 802 056 0
A Silencer kit	615 399 463 0	615 399 463 0



KA26065B9V / KA26065H9V - Ø 230mm (9")

ACCESSORIES INCLUDED

ITEM	KL365B9	KL360B9Y
• Vibration damping side handle	615 576 066 0	615 576 066 0
• 1/2" air hose nipple for 16mm (5/8") ID hose	615 704 014 0	615 704 014 0
• Rotating exhaust kit	615 397 743 5	615 397 743 5
• Rotating handle support kit	615 397 741 5	615 397 741 5
1 Wheel guard kit	615 504 212 5	615 504 212 5
2 Auto-balancer	615 990 181 0	615 990 194 0
3 Rear flange		615 503 164 0
4 Front flange	615 502 067 0	615 502 085 0
5 Safety screw	615 614 076 0	
• Pin wrench, 35mm (1-3/8")	615 802 010 0	615 802 010 0
• Hex key	615 802 056 0	615 802 056 0

OPTIONAL ACCESSORIES

ITEM	PART NO.
6 Grease gun includes 24g (0.8oz)	615 990 149 0
• Grease for bevel gear (1kg - 2.2lb)	615 990 148 0

Grinders for depressed center wheels

Ø 230mm (9")

2100 and 2900 Watts (2.82 and 3.89 hp) - 6000 and 6500 rpm



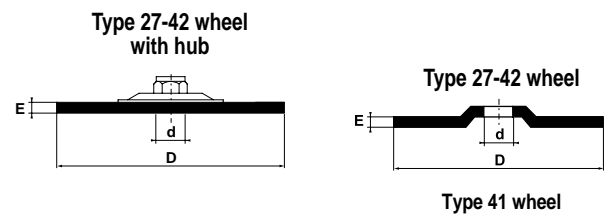
A



B



C

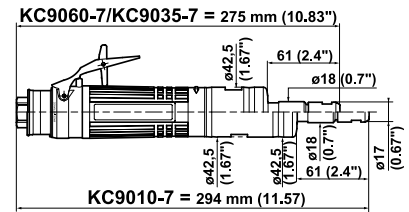
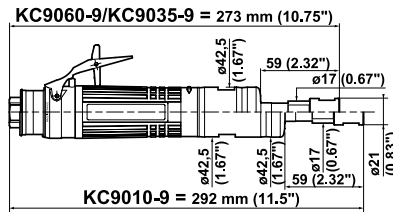


Caution: comply with the speeds recommended by component and abrasive manufacturers.

PIC REF	MODEL	PART NUMBER	FREE SPEED	WHEEL MAX CAPACITY DxExd		THREADED SPINDLE	POWER		WEIGHT		AIR CONSUMPTION				AIR INLET THREAD			HOSE INT. Ø		
			rpm	mm	in.		W	hp	kg	lb.	l/s	cfm	l/s	cfm	in.	mm	in.			
VERTICAL GRINDERS																				
A	KL365B9	615 170 338 0	6500	230x6.4x22.2	9x1/4x7/8	5/8-11	2900	3.89	4.4	9.7	13	27	44	93	1/2	15	5/8			
For USA Market only (to ANSI B186.1)																				
B	KL360B9Y	615 170 350 0	6000	230x6.4x22.2	9x1/4x7/8	5/8-11	2900	3.89	4.4	9.7	12	25	43	91	1/2	15	5/8			
LOW VIBRATION - VERTICAL GRINDERS																				
A	KL365B9V	615 170 474 0	6500	230x6.4x22.2	9x1/4x7/8	5/8-11	2900	3.89	4.5	9.9	13	27	44	93	1/2	15	5/8			
ANGLE GRINDERS																				
C	KA26065B9V	615 170 477 0	6500	230x6.4x22.2	9x1/4x7/8	5/8-11	2100	2.82	2.9	6.4	21	44	38	80	1/2	15	5/8			
C	KA26065H9V	615 170 490 0	6500	230x6.4x22.2	9x1/4x7/8	HEX.	2100	2.82	2.9	6.4	21	44	38	80	1/2	15	5/8			

5/8"-11 UNC

Accessories



KC9060-9 / KC9035-9 / KC9010-9

ACCESSORIES INCLUDED

	PART NO.
• Series 200 resilient collet, ϕ 5.55 to 6.35mm (1/4")	615 526 063 0
• Exhaust hose L = 1.5m (60")	615 875 113 0
• Clamp	615 873 415 0
• 3/8" air hose nipple for 10mm (3/8") ID hose	615 704 017 0
• Flat wrench, 14mm	615 801 005 0
• Flat wrench, 19mm (3/4")	615 801 076 0
• Side handle	615 576 068 0

OPTIONAL ACCESSORIES

ITEM	PART NO.
• Series 200 resilient collet, ϕ 2.4 to 3.2mm (1/8")	615 526 061 0
• Series 200 resilient collet, ϕ 5.2 to 6mm	615 526 062 0
• Series 200 resilient collet, ϕ 7.2 to 8mm (5/16")	615 526 064 0
• Series 200 resilient collet, ϕ 8.7 to 9.5mm (3/8")	615 526 065 0
1 Nut 3/8" - 24	615 608 044 0
2 Complete silencer kit	615 396 166 0
3 Clamp	615 873 115 0
4 Reinforced cloth-lined exhaust hose L = 0.75m (30")	615 875 116 0
5 Clippable silencer	615 396 655 0

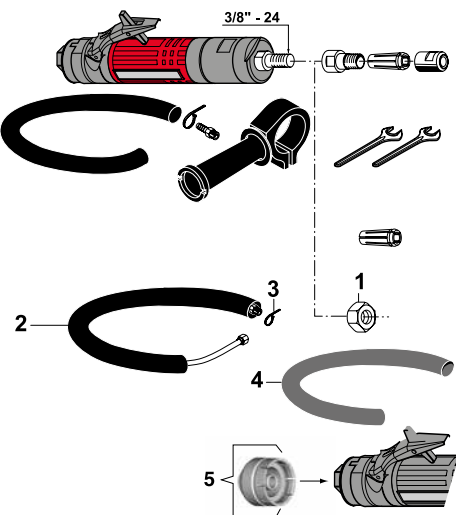
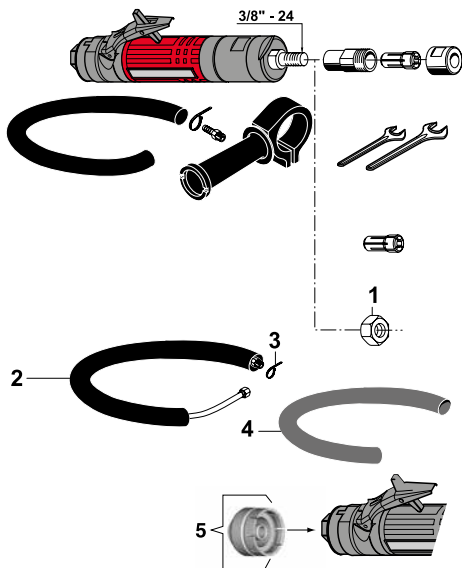
KC9060-7 / KC9035-7 / KC9010-7

ACCESSORIES INCLUDED

	PART NO.
• CNOMO collet ϕ 6mm	615 526 049 0
• Exhaust hose L = 1.5m (60")	615 875 113 0
• Clamp	615 873 415 0
• 3/8" air hose nipple for 10mm (3/8") ID hose	615 704 017 0
• Flat wrench, 14mm (Qty 2)	615 801 005 0
• Side handle	615 576 068 0

OPTIONAL ACCESSORIES

ITEM	PART NO.
• CNOMO collet ϕ 3mm	615 526 048 0
• CNOMO collet ϕ 6.35mm (1/4")	615 526 050 0
• CNOMO collet ϕ 8mm (5/16")	615 526 051 0
1 Nut 3/8" - 24	615 608 044 0
2 Complete silencer kit	615 396 166 0
3 Clamp	615 873 115 0
4 Reinforced cloth-lined exhaust hose L = 0.75m (30")	615 875 116 0
5 Clippable silencer	615 396 655 0



Sanders for expandable wheels, flap wheels, brushes

900 Watts (1.21 hp) - 1000 to 5500 rpm

Supplied with series 200 Erickson collet, Ø 5.55 to 6.35mm (1/4")

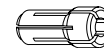


A



B

Series 200 Erickson collet



Caution: comply with the speeds recommended by component and abrasive manufacturers.

PIC REF	MODEL	PART NUMBER	FREE SPEED	COLLET MAX CAPACITY		POWER		WEIGHT		AIR CONSUMPTION				AIR INLET THREAD	HOSE INT. Ø	
				rpm	mm	in.	W	hp	kg	lb.	AT FREE SPEED	AT MAX. POWER	l/s		cfm	l/s
A	KC9060-9	615 170 166 0	5500	9.5	3/8	900	1.21	1.38	3.0	10	21	16	34	3/8	10	3/8
A	KC9035-9	615 170 167 0	3500	9.5	3/8	900	1.21	1.38	3.0	6	13	14	30	3/8	10	3/8
B	KC9010-9	615 170 168 0	1000	9.5	3/8	900	1.21	1.45	3.2	10	21	16	34	3/8	10	3/8

Sanders for expandable wheels, flap wheels, brushes...

900 Watts (1.21 hp) - 1000 to 5500 rpm

Supplied with CNOMO collet, Ø 6mm



A



B

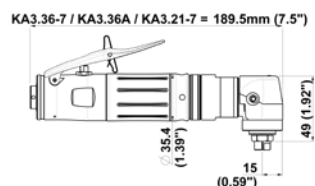
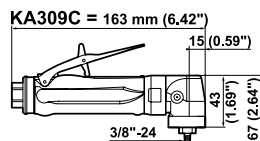
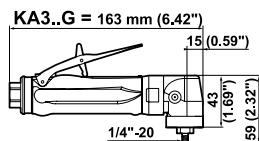
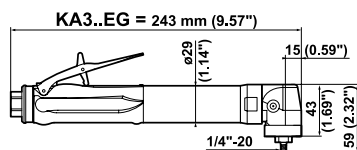
CNOMO type collet



Caution: comply with the speeds recommended by component and abrasive manufacturers.

PIC REF	MODEL	PART NUMBER	FREE SPEED	COLLET MAX CAPACITY		POWER		WEIGHT		AIR CONSUMPTION				AIR INLET THREAD	HOSE INT. Ø	
				rpm	mm	in.	W	hp	kg	lb.	AT FREE SPEED	AT MAX. POWER	l/s		cfm	l/s
A	KC9060-7	615 170 122 0	5500	8	5/16	900	1.21	1.38	3.0	10	21	16	34	3/8	10	3/8
A	KC9035-7	615 170 121 0	3500	8	5/16	900	1.21	1.38	3.0	6	13	14	30	3/8	10	3/8
B	KC9010-7	615 170 120 0	1000	8	5/16	900	1.21	1.45	3.2	10	21	16	34	3/8	10	3/8

Accessories



KA3..EG / KA3..G / KA309C

ACCESSORIES INCLUDED

- Exhaust hose L = 0.8m (31")
- 1/4" air hose nipple for 8mm (5/16") ID hose
- Flat wrench, 11mm (7/16")

PART NO.

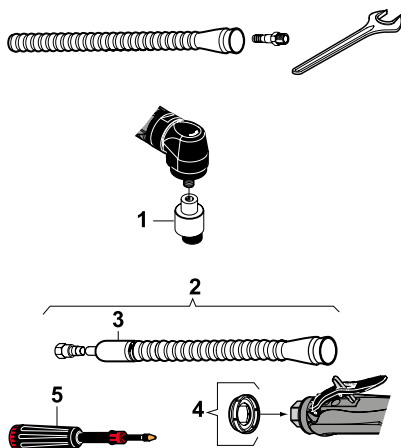
615 875 106 0
615 704 019 0
615 801 003 0

OPTIONAL ACCESSORIES

ITEM	KA309C 3/8"-24
1 Excentric sanding head for 1" pad	615 396 251 0

OTHER OPTIONAL ACCESSORIES

ITEM	PART NO.
2 Complete silencer kit	615 396 101 0
3 Silencer	615 574 028 0
4 Clippable silencer	615 396 124 0
5 Grease gun (capacity 24g - 0.8oz)	615 990 149 0
• Grease for bevel gear (1kg - 2.2lb)	615 990 148 0



KA3.36A / KA3.36-7 / KA3.21-7

ACCESSORIES INCLUDED

- Collet \varnothing 6mm
- 1/4" air hose nipple for 6mm (1/4") ID hose
- Flat wrench, 10mm (3/8")
- Flat wrench, 14mm

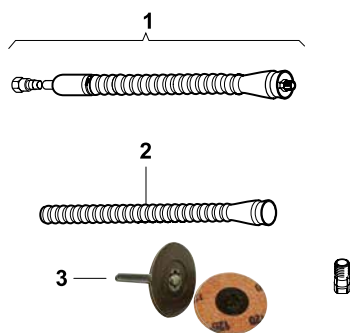
KA3.36A

KA3.36-7/KA3.21-7

- 615 526 079 0
615 705 009 0 615 705 009 0
- 615 801 002 0
- 615 801 005 0

OPTIONAL ACCESSORIES

ITEM	KA3.36A	KA3.36-7/KA3.21-7
1 Complete silencer kit	615 399 423 0	615 399 423 0
2 Exhaust hose L = 0.8m (31")	615 875 106 0	615 875 106 0
3 Backing pad \varnothing 50mm (31/32")		615 804 098 0
• Collet \varnothing 2mm		615 526 066 0
• Collet \varnothing 2.5mm		615 526 068 0
• Collet \varnothing 3mm		615 526 069 0
• Collet \varnothing 3.5mm		615 526 070 0
• Collet \varnothing 4mm (5/32")		615 526 071 0
• Collet \varnothing 4.5mm		615 526 073 0
• Collet \varnothing 5mm		615 526 075 0
• Collet \varnothing 5.5mm		615 526 077 0
• Collet \varnothing 6mm		615 526 079 0
• Collet \varnothing 6.5mm (1/4")		615 526 081 0
• Collet \varnothing 7mm		615 526 083 0
• Collet \varnothing 7.5mm		615 526 084 0
• Collet \varnothing 8mm (5/16")		615 526 088 0



Sanders for abrasive discs

220 to 375 Watts (0.3 to 0.5 hp) - 2100 to 20000 rpm

Supplied with 1/4", 3/8" or M14 threaded spindle only



A


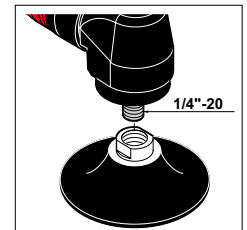


B



C

3/8"-24



D

M14x2



E

CNOMO collet, Ø 6mm

Caution: comply with the speeds recommended by component and abrasive manufacturers.

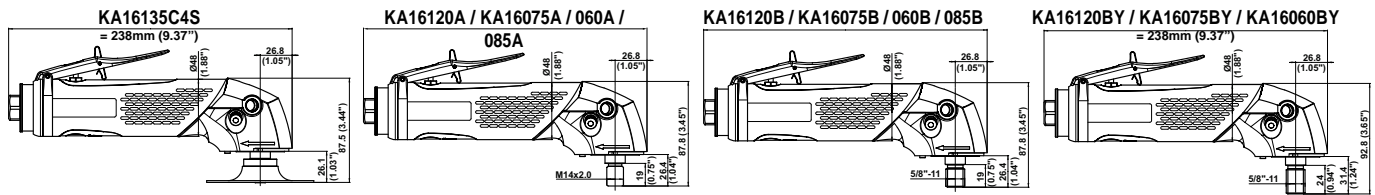
PIC REF	MODEL	PART NUMBER	FREE SPEED	ABRASIVE OR COLLET MAX CAPACITY		THREADED SPINDLE	POWER		WEIGHT		AIR CONSUMPTION				AIR INLET THREAD		HOSE INT. Ø	
				rpm	ø mm		ø in.	W	hp	kg	lb.	AT FREE SPEED	AT MAX SPEED	l/s	cfm	l/s	cfm	in.
A	KA320EG	615 170 048 0	20000	76	3	1/4-20	375	0.5	0.67	1.47	6.5	13.5	10	21	1/4	8	5/16	
A	KA312EG	615 170 040 0	12000	76	3	1/4-20	375	0.5	0.67	1.47	3.0	6.5	9	19	1/4	8	5/16	
B	KA320G	615 170 044 0	20000	76	3	1/4-20	375	0.5	0.50	1.10	6.5	13.5	10	21	1/4	8	5/16	
B	KA318G	615 170 310 0	18000	76	3	1/4-20	375	0.5	0.50	1.10	3.0	6.5	9	19	1/4	8	5/16	
B	KA312G	615 170 038 0	12000	76	3	1/4-20	375	0.5	0.50	1.10	3.0	6.5	9	19	1/4	8	5/16	
B	KA309G	615 170 204 0	9000	76	3	1/4-20	220	0.3	0.50	1.10	2.2	4.7	8	17	1/4	8	5/16	
C	KA309C	615 170 203 0	9000	76	3	3/8-24	220	0.3	0.50	1.10	2.2	4.7	8	17	1/4	8	5/16	

LOW SPEED SANDERS

D	KA3.36A	615 170 525 0	3600	-	-	M14x2	300	0.4	0.70	1.54	9.5	20.0	-	-	1/4	6	1/4
E	KA3.36-7	615 170 523 0	3600	cap. 8mm (5/16")	-	-	300	0.4	0.70	1.54	9.5	20.0	-	-	1/4	6	1/4
E	KA3.21-7	615 170 524 0	2100	cap. 8mm (5/16")	-	-	300	0.4	0.70	1.54	9.5	20.0	-	-	1/4	6	1/4

1/4"-20 UNC - 3/8"-24 UNF

Accessories



KA16135C4S / KA16120/075/060A-B-BY / KA16085A-B

ACCESSORIES INCLUDED

ITEM	KA16135C4S 3/8"-24	KA16120	KA16085 KA16075/060
• Exhaust hose L= 1.5m (60")	615 875 113 0	615 875 113 0	615 875 113 0
• Clamp	615 263 024 0	615 263 024 0	615 263 024 0
• 3/8" air hose nipple for 13mm ID hose	615 704 027 0	615 704 027 0	615 704 027 0
• Side handle			615 576 038 0
• Flat wrench, 17mm (1-1/16")	615 801 032 0	615 801 032 0	615 801 032 0
• Vibration-damping side handle	615 576 066 0	615 576 066 0	
1 Flange	615 606 515 0		
2 Backing with nut	615 990 167 0		
• Pin wrench, 20-3mm	615 802 008 0		

OPTIONAL ACCESSORIES

SANDING WITH STANDARD ABRASIVE DISC Ø 127MM (5")		KA16120A KA16085/075/060A	KA16120B KA16085/075/060B
ITEM		M14x2	5/8"-11
A Sanding kit for abrasive disc (including items 4-5)		615 396 072 0	615 396 072 0
3 Finger guard		615 504 145 0	615 504 145 0
4 Ventilated backing pad with nut M14 & 5/8" (max. 12.000 rpm)		615 990 127 0	615 990 127 0
• Pin wrench, 35mm (1-3/8")		615 802 010 0	615 802 010 0
• Hex key 8mm (5/16")		615 802 061 0	615 802 061 0
5 M14 Spacer		615 641 027 0	
5 5/8" Spacer			615 642 050 0

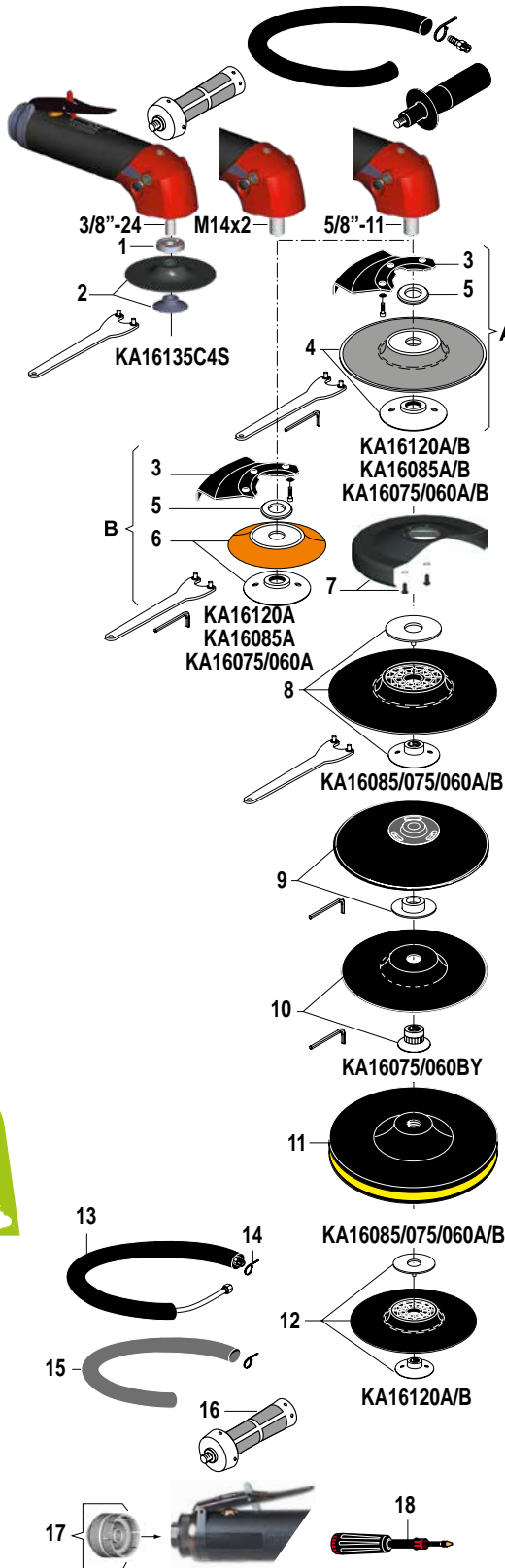
SANDING WITH SEMIRIGID DISC Ø 127MM (5")		KA16120A KA16085/075/060A
ITEM		M14X2
B Sanding kit for semirigid disc (including items 5-6)		615 396 075 0
3 Finger guard		615 504 145 0
6 Backing pad with nut M14 (max. 12.000 rpm)		615 990 129 0*
• Pin wrench, 35mm (1-3/8")		615 802 010 0
• Hex key 8mm (5/16")		615 802 061 0
5 M14 Spacer		615 641 027 0

SANDING	KA16085/075/060A	KA16085/075/060B	KA16075/060BY
ITEM	M14x2	5/8"-11	5/8"-11
7 Sanding guard ø 180mm (7")	615 504 205 0*	615 504 205 0*	615 504 205 0*
8 Soft backing pad with nut M14 & 5/8" ø 180mm (7") (max. 8500 rpm)	615 990 133 0*	615 990 133 0*	
8 Rigid backing pad with nut M14 & 5/8" ø 180mm (7") (max. 8.500 rpm)	615 990 134 0*	615 990 134 0*	
• Pin wrench 35mm (1-3/8")	615 802 010 0	615 802 010 0	
9 Spiracool pad whit nut ø 180mm (7") (max.8500 rpm)			S091836
10 Complete kit ø 180mm (7") (max.7000 rpm) for KA16060BY			K129587
• Hex key 8mm (5/16")			615 802 061 0
11 Rigid velcro-backed backing pad ø 180mm (7") (max.8700 rpm)		615 990 146 0	
11 Rigid velcro-backed backing pad ø 150mm (6") (max.10000 rpm)		615 990 138 0	

* Spare part: Nut 606.22 for M14 model and 608.29 for 5/8"-11

OTHER OPTIONAL ACCESSORIES

ITEM	PART NO.
12 Semi-hard backing pad with nut M14 & 5/8" - ø 127mm (5") (max. 12.000 rpm)	615 804 074 0
13 Complete silencer kit	615 396 166 0
14 Clamp	615 263 024 0
15 Reinforced cloth-lined exhaust hose L = 0.75m (30")	615 875 116 0
16 Vibration-damping side handle	615 576 066 0
17 Clippable silencer	615 396 957 0
18 Grease gun includes 24g (0.8 oz)	615 990 149 0
• Grease for bevel gear (1 kg -2.2 lb)	615 990 148 0



Sanders for abrasive discs

Ø 100mm (4") - Ø 127mm (5") - Ø 150mm (6")
Ø 180mm (7")

1350 to 1700 Watts (1.83 to 2.3 hp) - 6000 to 13500 rpm

Supplied with M14 or 5/8" threaded spindle only



A




B



C D



C D



Caution: comply with the speeds recommended by component and abrasive manufacturers.

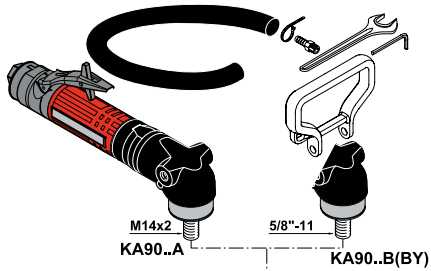
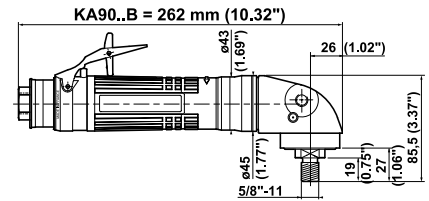
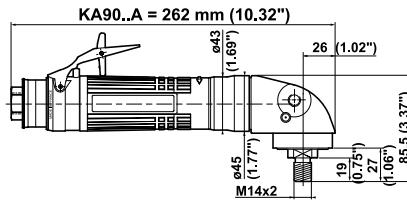
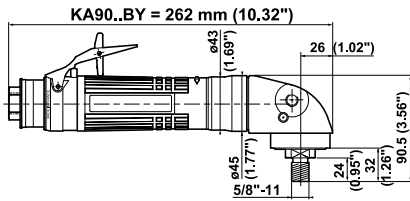
PIC REF	MODEL	PART NUMBER	FREE SPEED	THREADED SPINDLE	POWER		WEIGHT		AIR CONSUMPTION				AIR INLET THREAD		HOSE INT. Ø	
					W	hp	kg	lb.	AT FREE SPEED		AT MAX. SPEED		in.	mm	in.	in.
			rpm	in.					l/s	cfm	l/s	cfm		mm	in.	
A	KA16135C4S	615 170 446 0	13500	3/8-24	1 700	2.28	1.48	3.3	25	53	35	74	3/8	13	1/2	
B	KA16120A	615 170 435 0	12000	M14x2	1 700	2.28	1.39	3.0	20	42	32	68	3/8	13	1/2	
B	KA16120B	615 170 445 0	12000	5/8-11	1 700	2.28	1.39	3.0	20	42	32	68	3/8	13	1/2	
C/D	KA16085A	615 170 468 0	8500	M14x2	1 700	2.28	1.39	3.0	20	42	32	68	3/8	13	1/2	
C/D	KA16085B	615 170 469 0	8500	5/8-11	1 700	2.28	1.39	3.0	20	42	32	68	3/8	13	1/2	
C/D	KA16075A	615 170 448 0	7500	M14x2	1 500	2.01	1.39	3.0	15	32	27	57	3/8	13	1/2	
C/D	KA16075B	615 170 452 0	7500	5/8-11	1 500	2.01	1.39	3.0	15	32	27	57	3/8	13	1/2	
C/D	KA16060A	615 170 449 0	6000	M14x2	1 350	1.81	1.41	3.1	11	23	23	49	3/8	13	1/2	
C/D	KA16060B	615 170 453 0	6000	5/8-11	1 350	1.81	1.41	3.1	11	23	23	49	3/8	13	1/2	

For USA Market only (to ANSI B186.1)

B	KA16120BY	615 170 447 0	12000	5/8-11	1 700	2.28	1.41	3.1	20	42	32	68	3/8	13	1/2	
D	KA16075BY	615 170 450 0	7500	5/8-11	1 500	2.01	1.41	3.1	15	32	27	57	3/8	13	1/2	
D	KA16060BY	615 170 451 0	6000	5/8-11	1 350	1.81	1.41	3.1	11	23	23	49	3/8	13	1/2	

3/8"-24 UNF - 5/8"-11 UNC

Accessories



KA90..A / KA90..B / KA90..BY

ACCESSORIES INCLUDED

	PART NO.
• Exhaust hose L = 1.5m (60")	615 875 113 0
• Clamp	615 873 415 0
• 3/8" air hose nipple for 10mm (3/8") ID hose	615 704 017 0
• Support handle	615 576 069 0
• Flat wrench, 17mm (1-1/16")	615 801 032 0
• Hex key 8mm (5/16")	615 802 061 0

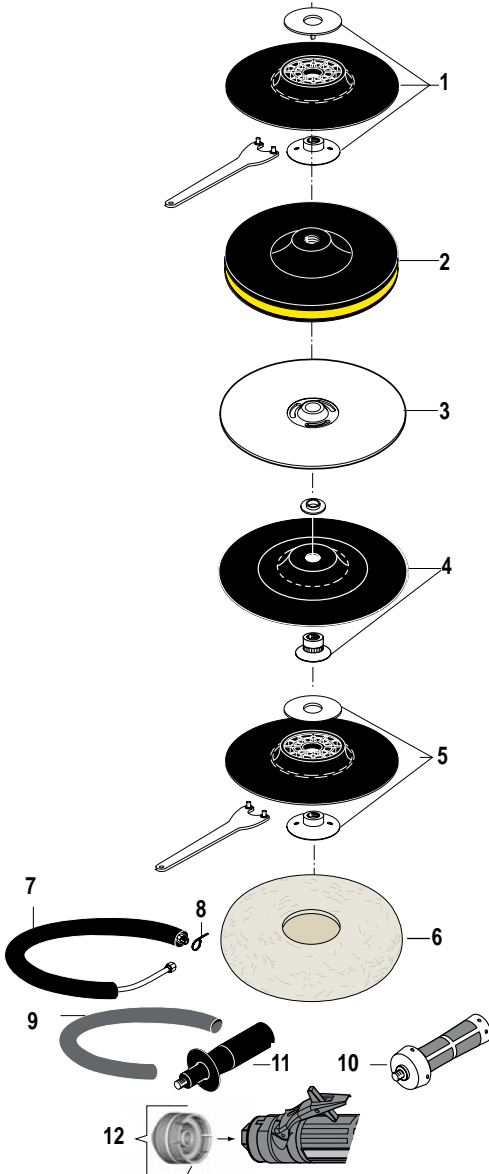
OPTIONAL ACCESSORIES

SANDING ITEM	KA90..A M14x2	KA90..B 5/8"-11	KA9030/20BY 5/8"-11
1 Soft backing pad with nut M14 & 5/8" ø 180mm (7") (max. 8500 rpm)	615 990 133 0	615 990 133 0	
1 Rigid backing pad with nut M14 & 5/8" ø 180mm (7") (max. 8500 rpm)	615 990 134 0	615 990 134 0	
• Pin wrench, 35mm (1-3/8")	615 802 010 0	615 802 010 0	
2 Rigid velcro-backed backing pad ø 180mm (7") (max. 8700 rpm)		615 990 146 0	
2 Rigid velcro-backed backing pad ø 150mm (6") (max. 10000 rpm)		615 990 138 0	
3 Spiracool pad with nut ø 180mm (7") (max. 8500 rpm)			S091836
3 Spiracool pad with nut ø 230mm (9") (max. 6500 rpm)			S091839
4 Complete Kit ø 180mm (7") (max. 7000 rpm)			K129587
• Hex. Key 8mm (5/16")			615 802 061 0

POLISHING ITEM	KA90..A	KA90..B
5 Soft backing pad with nut M14 & 5/8" ø 180mm (7") (max. 8500 rpm)	615 990 133 0	615 990 133 0
• Pin wrench 35mm (1-3/8")	615 802 010 0	615 802 010 0
6 Sheepskin ø 180mm (7") (max. 2100 rpm)	615 845 999 0	615 845 999 0

OTHER OPTIONAL ACCESSORIES

ITEM	PART NO.
7 Complete silencer kit	615 396 166 0
8 Clamp	615 873 115 0
9 Reinforced cloth-lined exhaust hose L = 0.75m (30")	615 875 116 0
10 Vibration-damping side handle	615 576 066 0
11 Side handle	615 576 038 0
12 Clippable silencer	615 396 655 0




Sanders for abrasive discs polishing

Ø 150mm (6") - Ø 180mm (7") - Ø 230mm (9")

900 Watts (1.21 hp) - 2000 and 3000 rpm

Supplied with M14 or 5/8" threaded spindle only



A

Caution: comply with the speeds recommended by component and abrasive manufacturers.

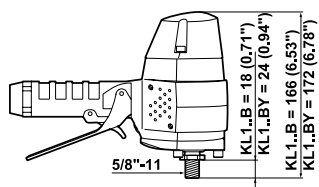
PIC REF	MODEL	PART NUMBER	FREE SPEED	THREADED SPINDLE	POWER		WEIGHT		AIR CONSUMPTION				AIR INLET THREAD	HOSE INT. Ø	
					W	hp	kg	lb.	AT FREE SPEED		AT MAX OUTPUT			in.	mm
			rpm	in.					l/s	cfm	l/s	cfm			
A	KA9030A	615 170 098 0	3000	M14x2	900	1.21	1.6	3.5	13	27	17	36	3/8	10	3/8
A	KA9030B	615 170 099 0	3000	5/8-11	900	1.21	1.6	3.5	13	27	17	36	3/8	10	3/8
A	KA9020A	615 170 096 0	2000	M14x2	900	1.21	1.6	3.5	7	15	17	36	3/8	10	3/8
A	KA9020B	615 170 097 0	2000	5/8-11	900	1.21	1.6	3.5	7	15	17	36	3/8	10	3/8

For USA Market only (to ANSI B186.1)

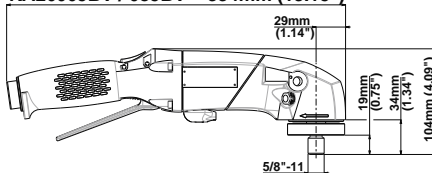
A	KA9030BY	615 170 309 0	3000	5/8-11	900	1.21	1.6	3.5	13	27	17	36	3/8	10	3/8
---	----------	---------------	------	--------	-----	------	-----	-----	----	----	----	----	-----	----	-----

5/8"-11 UNC

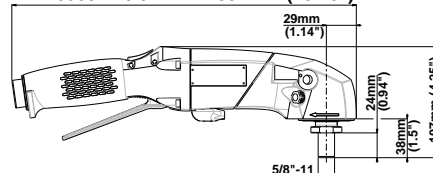
Accessories



KA26065BV / 085BV = 334mm (13.15")



KA26060BY / 077BY = 334mm (13.15")



KL165B / KA26085BV / KA26065BV / KA26077BY / KA26060BY

ACCESSORIES INCLUDED

	KL165B	KA26085BV KA26065BV	KA26077BY KA26060BY
• Rear flange	615 503 107 0		615 503 107 0
• Auto-balancer		615 990 195 0	
• Rotating handle support kit		615 397 741 5	615 397 741 5
• Rotating exhaust kit		615 397 743 5	615 397 743 5
• 1/2" air hose nipple for 13mm (1/2") ID hose	615 704 016 0		
• 1/2" air hose nipple for 15mm (5/8") ID hose		615 704 014 0	615 704 014 0
• Vibration-damping side handle		615 576 066 0	615 576 066 0

OPTIONAL ACCESSORIES

SANDING WITH STANDARD ABRASIVE DISC Ø 180MM (7")		KL165B	KA26085BV KA26077BY
ITEM			
• Rear flange for KA26085BV			615 503 107 0
1 Soft Backing pad with nut 5/8", ø 180mm (7") - (max. 8500 rpm)		615 990 133 0*	615 990 133 0*
• Pin wrench, 35mm (1-3/8")		615 802 010 0	615 802 010 0
• Hex key 8mm (5/16")		615 802 061 0	

*Spare Part: Nut 615 608 047 0

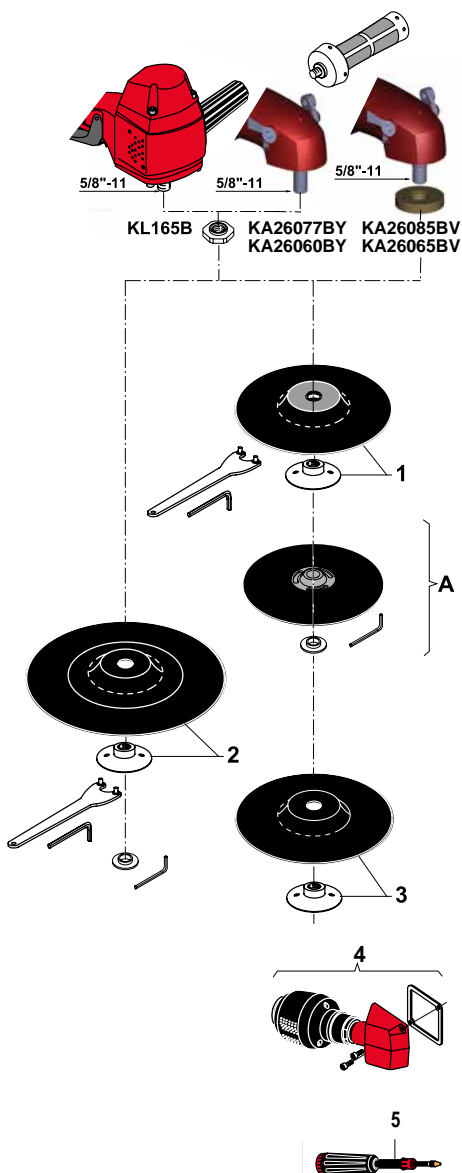
SANDING WITH SPIRACOO PAD Ø 180MM (7")			KA26077BY
ITEM			
A Spiracool pad with nut 5/8", ø 180mm (7") - (Max. 8500 rpm)			S091836
• Pin wrench 35mm (1-3/8")			615 802 010 0

SANDING WITH STANDARD ABRASIVE DISC Ø 230MM (9")			KA26065BV KA26060BY
ITEM			
• Rear flange for KA26065BV			615 503 107 0
2 Soft Backing pad with nut 5/8", ø 230mm (9") - (max. 6500 rpm)			615 990 141 0
• Pin wrench, 35mm (1-3/8")			615 802 010 0
• Hex key 8mm (5/16")			615 802 061 0

* Spare Part: Nut 608.29

OTHER OPTIONAL ACCESSORIES

ITEM	KL165B	KA26..
3 Rigid backing pad with nut 5/8", ø 180mm (7") - (max. 8500 rpm)	615 990 134 0	
4 Silencer kit	615 399 462 0	
5 Grease gun includes 24g (0.8 oz)		615 990 149 0
• Grease for bevel gear (1kg - 2.2 lb)		615 990 148 0



Sanders for abrasive discs

Ø 180mm (7") - Ø 230mm (9")

1200 and 2100 Watts (1.61 and 2.82 hp) - 6000 to 8500 rpm

Supplied with 5/8" threaded spindle only



A



B



C

Caution: comply with the speeds recommended by component and abrasive manufacturers.

PIC REF	MODEL	PART NUMBER	FREE SPEED	ABRASIVE MAX CAPACITY		THREADED SPINDLE	POWER		WEIGHT		AIR CONSUMPTION				AIR INLET THREAD		HOSE INT. Ø	
				D	xExd		W	hp	kg	lb.	AT FREE SPEED	AT MAX SPEED	in.	mm	in.	in.		
			rpm	ø mm	ø in.	in.					l/s	cfm	l/s	cfm		mm	in.	

VERTICAL SANDER

A	KL165B	615 170 011 0	6500	180	7	5/8-11	1200	1.61	2.3	5.1	6	13	25	53	1/2	13	1/2
---	--------	---------------	------	-----	---	--------	------	------	-----	-----	---	----	----	----	-----	----	-----

ANGLE SANDERS

B	KA26085BV	615 170 479 0	8500	180	7	5/8-11	2100	2.82	2.3	5.1	17	36	36	77	1/2	15	5/8
B	KA26065BV	615 170 480 0	6500	180-230	7-9	5/8-11	2100	2.82	2.3	5.1	21	44	38	80	1/2	15	5/8

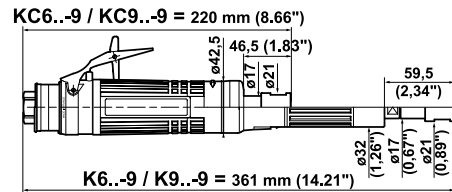
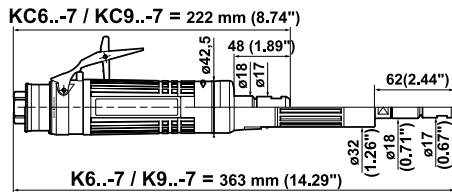
ANGLE SANDERS

For USA Market only (to ANSI B186.1)

C	KA26077BY	615 170 481 0	7700	180	7	5/8-11	2100	2.82	2.3	5.1	16	33	32	69	1/2	15	5/8
C	KA26060BY	615 170 482 0	6000	180-230	7-9	5/8-11	2100	2.82	2.3	5.1	18	38	37	77	1/2	15	5/8

5/8"-11 UNC

Accessories



K6..- / K9..- / KC6..- / KC9..-

ACCESSORIES INCLUDED

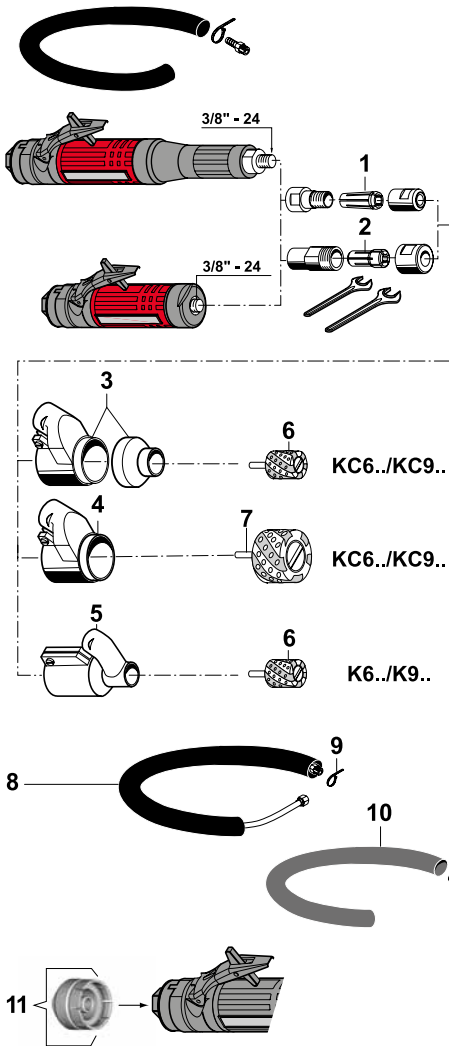
ITEM		COLLET CNOMO	COLLET SERIES 200
1	CNOMO collet \varnothing 6mm	615 526 049 0	
2	Series 200 resilient collet, \varnothing 5.55 to 6.35mm (1/4")		615 526 063 0
	• Exhaust hose L = 1.5m (60")	615 875 113 0	615 875 113 0
	• Clamp	615 873 415 0	615 873 415 0
	• 3/8" air hose nipple for 10mm (3/8") ID hose	615 704 017 0	615 704 017 0
	• Flat wrench 14mm	615 801 005 0	615 801 005 0
	• Flat wrench 19mm (3/4")		615 801 076 0

OPTIONAL ACCESSORIES

ITEM		K6../K9..-	KC6../KC9..
3	Suction cap		615 396 013 0
4	Suction cap		615 396 023 0
5	Suction cap	615 396 014 0	
6	Diamond cylinder \varnothing 27mm (1.06"), shank \varnothing 6mm (1/4") (20000 rpm max)	615 860 003 0	615 860 003 0
7	Diamond cylinder \varnothing 52mm (2.05"), shank \varnothing 6mm (1/4") (15000 rpm max)		615 860 004 0

OTHER OPTIONAL ACCESSORIES

ITEM		PART NO.
8	Complete silencer kit	615 396 166 0
9	Clamp	615 873 115 0
10	Reinforced cloth-lined exhaust hose L = 0.75m (30")	615 875 116 0
11	Clippable silencer	615 396 655 0



Dust extraction systems for straight grinders

600 and 900 Watts (0.8 and 1.21 hp) - 12000 to 28000 rpm



A



B



B



615 396 014 0
Vacuum hose,
ID 25mm
(1")



615 396 013 0
Vacuum hose,
ID 32mm
(1-1/4")



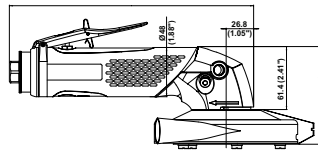
615 396 023 0
Vacuum hose,
ID 32mm
(1-1/4")

Caution: comply with the speeds recommended by component and abrasive manufacturers.

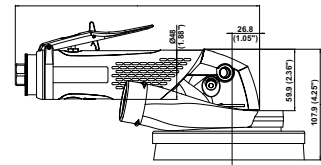
PIC REF	MODEL	PART NUMBER			SUCTION CAP ASSEMBLY	FREE SPEED	POWER		WEIGHT		AIR INLET THREAD
		CNOMO COLLET (-7)	SERIES 200 COLLET (-9)				W	hp	kg	lb.	
						rpm					in.
A	K628-	615 170 107 0	615 170 150 0	+	615 396 014 0	28000	600	0.80	1.3	2.9	3/8
A	K624-	615 170 106 0	615 170 151 0	+	615 396 014 0	24000	600	0.80	1.3	2.9	3/8
A	K922-	615 170 119 0	615 170 152 0	+	615 396 014 0	22000	900	1.21	1.4	3.1	3/8
A	K619-	615 170 105 0	615 170 153 0	+	615 396 014 0	19000	600	0.80	1.3	2.9	3/8
A	K918-	615 170 117 0	615 170 154 0	+	615 396 014 0	18000	900	1.21	1.4	3.1	3/8
A	K615-	615 170 104 0	615 170 155 0	+	615 396 014 0	15000	600	0.80	1.3	2.9	3/8
A	K915-	615 170 114 0	615 170 156 0	+	615 396 014 0	15000	900	1.21	1.4	3.1	3/8
A	K912-	615 170 110 0	615 170 157 0	+	615 396 014 0	12000	900	1.21	1.4	3.1	3/8
B	KC628-	615 170 126 0	615 170 158 0	+	615 396 013 0 or 615 396 023 0	28000	600	0.80	0.9	2.0	3/8
B	KC624-	615 170 125 0	615 170 159 0	+	615 396 013 0 or 615 396 023 0	24000	600	0.80	0.9	2.0	3/8
B	KC922-	615 170 130 0	615 170 160 0	+	615 396 013 0 or 615 396 023 0	22000	900	1.21	1.0	2.2	3/8
B	KC619-	615 170 124 0	615 170 161 0	+	615 396 013 0 or 615 396 023 0	19000	600	0.80	0.9	2.0	3/8
B	KC918-	615 170 129 0	615 170 162 0	+	615 396 013 0 or 615 396 023 0	18000	900	1.21	1.0	2.2	3/8
B	KC615-	615 170 123 0	615 170 163 0	+	615 396 013 0 or 615 396 023 0	15000	600	0.80	0.9	2.0	3/8
B	KC915-	615 170 128 0	615 170 164 0	+	615 396 013 0 or 615 396 023 0	15000	900	1.21	1.0	2.2	3/8
B	KC912-	615 170 127 0	615 170 165 0	+	615 396 013 0 or 615 396 023 0	12000	900	1.21	1.0	2.2	3/8

Accessories

KA16... = 238mm (9.37")



KA16... = 238mm (9.37")



KA16120. / KA16085. / KA16075. / KA16060.

ACCESSORIES INCLUDED

	PART NO.
• Exhaust hose L = 1.5m (60")	615 875 113 0
• Clamp	615 263 024 0
• 3/8" air hose nipple for 13mm (1/2") ID hose	615 704 027 0
• Side handle	615 576 038 0
• Flat wrench, 17mm (1-1/16")	615 801 032 0

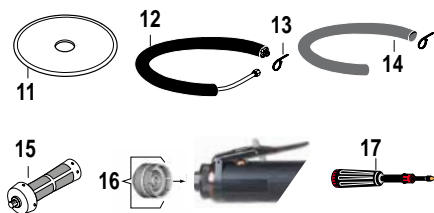
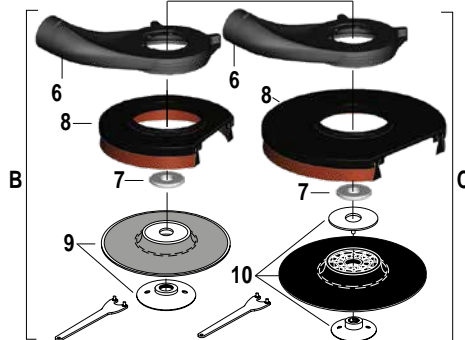
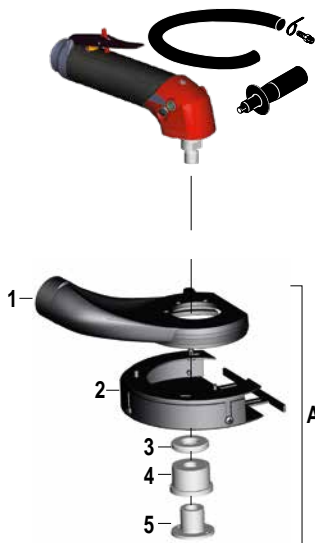
OPTIONAL ACCESSORIES

FOR COMPOSITE CUTTING		KA16120 / KA16085. KA16075. / KA16060
ITEM		Ø 127mm (5")
A	Dust extraction Kit for Diamond disc Ø 127mm (5")	615 397 830 0
1	Manifold cutting with screws	615 504 217 0
2	Goble cover plate complete	615 504 218 0
3	Spacer 6mm - Hole 14mm	615 643 092 0
3	Spacer 6mm - Hole 16mm	615 643 091 0
4	Spacer for M14 spindle	615 643 089 0
4	Spacer for 5/8" spindle	615 643 090 0
5	Flange nut M14	615 606 046 0
5	Flange nut 5/8"	615 606 045 0
	• Pin key	615 802 067 0

DUST EXTRACTION FOR COMPOSITE, NON METAL SANDING		KA16120 / KA16085. KA16075. / KA16060	KA16085. KA16075. / KA16060
ITEM		Ø 127mm (5")	Ø 180mm (7")
B	Dust extraction Kit for disc Ø 127mm (5")	615 397 828 0	
C	Dust extraction Kit for disc Ø 180mm (7")		615 397 829 0
6	Suction cap	615 504 194 0	615 504 194 0
7	Washer	615 643 083 0	615 643 083 0
8	Skirt with brush	615 570 234 0	615 570 231 0
9	Ventilated backing pad Ø127mm (5") with nut M14 & 5/8" (max. 12000 rpm)	615 990 199 0	
10	Rigid backing pad Ø180mm (7") with nut M14 & 5/8" (max. 8500 rpm)		615 990 198 0
	• Pin wrench, 35mm (1-3/8")	615 802 010 0	615 802 010 0

OTHER OPTIONAL ACCESSORIES

ITEM		PART NO.
11	Diamond disc Ø 127mm (5")	615 804 915 0
12	Complete silencer kit	615 396 166 0
13	Clamp	615 263 024 0
14	Reinforced cloth-lined exhaust hose L = 0.75m (30")	615 875 116 0
15	Vibration-damping side handle	615 576 066 0
16	Clippable silencer	615 396 957 0
17	Grease gun includes 24g (0.8oz)	615 990 149 0
	• Grease for bevel gear (1 kg - 2.2 lb)	615 990 148 0



Dust extraction systems for angle models

Ø 127mm (5") - Ø 180mm (7")

1350 to 1700 Watts (1.81 to 2.28 hp) - 6000 to 12000 rpm



A

Dust extraction casing for diamond disc Ø 127mm (5")
Vacuum hose ID 25mm (1")

B

Vacuum hose, ID 38mm (1-1/2")



B/C

Vacuum hose, ID 38mm (1-1/2")



Caution: comply with the speeds recommended by component and abrasive manufacturers.

PIC REF	MODEL	PART NUMBER	DUST EXTRACTION KIT		FREE SPEED rpm	THREADED SPINDLE	POWER		WEIGHT		AIR INLET THREAD in.
			Ø 127mm (5")	Ø 180mm (7")			W	hp	kg	lb.	

CUTTING Ø 127mm (5") - M14 Output

A	KA16120A	615 170 435 0	+	615 397 830 0	12000	M14x2	1700	2.28	1.39	3.0	3/8
A	KA16085A	615 170 468 0	+	615 397 830 0	8500	M14x2	1700	2.28	1.39	3.0	3/8
A	KA16075A	615 170 448 0	+	615 397 830 0	7500	M14x2	1500	2.01	1.39	3.0	3/8
A	KA16060A	615 170 449 0	+	615 397 830 0	6000	M14x2	1350	1.81	1.41	3.1	3/8

CUTTING Ø 127mm (5") - 5/8" Output

A	KA16120B	615 170 445 0	+	615 397 830 0	12000	5/8-11	1700	2.28	1.98	4.4	3/8
A	KA16085B	615 170 469 0	+	615 397 830 0	8500	5/8-11	1700	2.28	1.39	3.0	3/8
A	KA16075B	615 170 452 0	+	615 397 830 0	7500	5/8-11	1500	2.01	1.39	3.0	3/8
A	KA16060B	615 170 453 0	+	615 397 830 0	6000	5/8-11	1350	1.81	1.41	3.1	3/8

CUTTING Ø 127mm (5") - 5/8" Output for USA Market only (to ANSI B186.1)

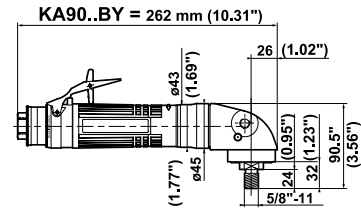
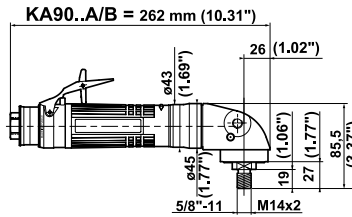
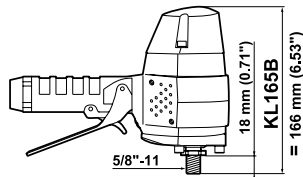
A	KA16120BY	615 170 447 0	+	615 397 830 0	12000	5/8-11	1700	2.28	1.98	4.4	3/8
A	KA16075BY	615 170 450 0	+	615 397 830 0	7500	5/8-11	1500	2.01	1.39	3.0	3/8
A	KA16060BY	615 170 451 0	+	615 397 830 0	6000	5/8-11	1350	1.81	1.41	3.1	3/8

SANDING Ø 127 mm (5") & Ø 180 mm (7") - M14 & 5/8" Output

B	KA16120A	615 170 435 0	+	615 397 828 0	12000	M14x2	1700	2.28	1.39	3.0	3/8	
B	KA16120B	615 170 445 0	+	615 397 828 0	12000	5/8-11	1700	2.28	1.39	3.0	3/8	
B/C	KA16085A	615 170 468 0	+	615 397 828 0	615 397 829 0	8500	M14x2	1700	2.28	1.39	3.0	3/8
B/C	KA16085B	615 170 469 0	+	615 397 828 0	615 397 829 0	8500	5/8-11	1700	2.28	1.39	3.0	3/8
B/C	KA16075A	615 170 448 0	+	615 397 828 0	615 397 829 0	7500	M14x2	1500	2.01	1.39	3.0	3/8
B/C	KA16075B	615 170 452 0	+	615 397 828 0	615 397 829 0	7500	5/8-11	1500	2.01	1.39	3.0	3/8
B/C	KA16060A	615 170 449 0	+	615 397 828 0	615 397 829 0	6000	M14x2	1350	1.81	1.41	3.1	3/8
B/C	KA16060B	615 170 453 0	+	615 397 828 0	615 397 829 0	6000	5/8-11	1350	1.81	1.41	3.1	3/8

5/8"-11 UNC

Accessories



KL165B / KA90.. A / KA90..B / KA90..BY

ACCESSORIES INCLUDED

	KL165B	KA90..A KA90..B / BY
• Rear flange	615 503 107 0	
• 1/2" air hose nipple for 13mm (1/2") ID hose	615 704 016 0	
• Exhaust hose L= 1.5m (60")		615 875 113 0
• Clamp		615 873 415 0
• 3/8" air hose nipple for 10mm (3/8") ID hose		615 704 017 0
• Support handle		615 576 069 0

OPTIONAL ACCESSORIES

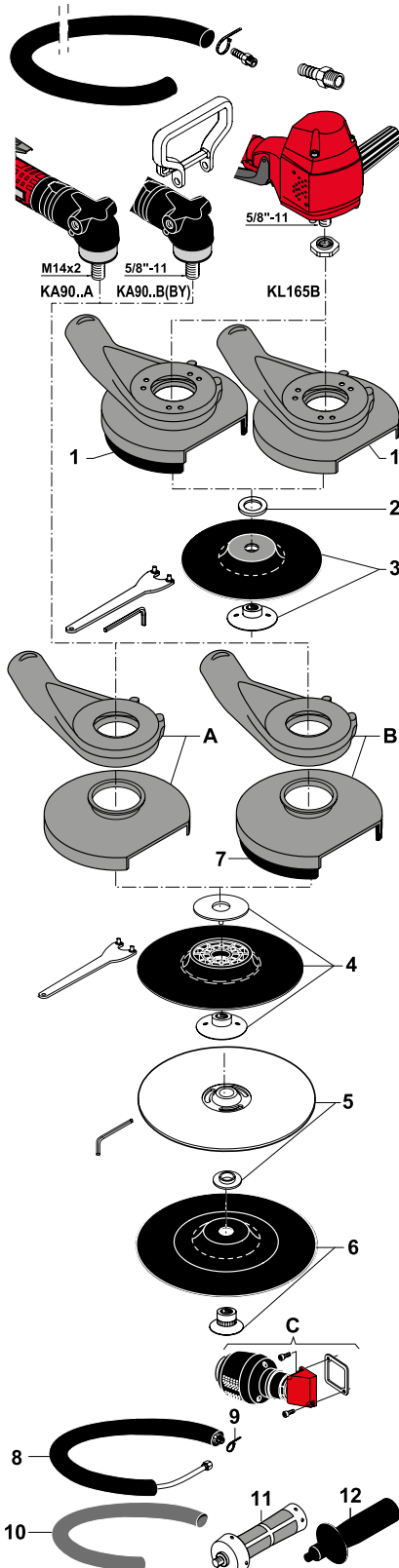
FOR SANDING MATERIALS ITEM	KL165B non metallic Fibre disc Ø 180mm (7")	KL165B metallic Fibre disc Ø 180mm (7")
• Complete kit (including item 1-2-3)	615 399 364 0	615 399 365 0
1 Suction cap	615 399 359 0	615 399 360 0
2 Washer Z16U	615 642 050 0	615 642 050 0
3 Rigid backing pad Ø 180mm (7") with nut 5/8" (Max. 8500 rpm)	615 990 134 0	615 990 134 0
• Pin wrench, 35mm (1-3/8")	615 802 010 0	615 802 010 0
• Hex key 8mm (5/16")	615 802 061 0	615 802 061 0

FOR SANDING METALLIC MATERIALS ITEM	KA90..A / B Ø 180mm (7")	KA90..BY Ø 180mm (7")
A Suction cap	615 396 125 0	615 396 125 0
4 Rigid backing pad Ø 180mm (7") with nut M14 & 5/8" (Max. 8500 rpm)	615 990 134 0	
• Pin wrench, 35mm (1-3/8")	615 802 010 0	
5 Spiracool pad (Max. 8500 rpm)		S091836
6 Complete kit (Max. 7000 rpm)		K129587
• Hex key 8mm (5/16")		615 802 061 0

FOR SANDING NON METALLIC MATERIALS ITEM	KA90..A / B Ø 180mm (7")	KA90..BY Ø 180mm (7")
B Suction cap (including item 6-7)	615 396 126 0	615 396 126 0
4 Rigid backing pad Ø 180mm (7") with nut M14 & 5/8" (Max. 8500 rpm)	615 990 134 0	
7 Spare brush	615 570 233 0	
• Pin wrench, 35mm (1-3/8")	615 802 010 0	
5 Spiracool pad (Max. 8500 rpm)		S091836
6 Complete kit (Max. 7000 rpm)		K129587
• Hex key 8mm (5/16")		615 802 061 0

OTHER OPTIONAL ACCESSORIES

ITEM	KL165B	KA90..A KA90..B / BY
C Silencer kit	615 399 462 0	
8 Complete silencer kit		615 396 166 0
9 Clamp		615 873 115 0
10 Reinforced cloth-lined exhaust hose L = 0.75m (30")		615 875 116 0
11 Vibration-damping side handle		615 576 066 0
12 Side handle		615 576 038 0
13 Clippable silencer		615 396 655 0



Dust extraction systems for vertical and angle sanders

Ø 180mm (7")

900 and 1200 Watts (1.21 and 1.61 hp) - 2000 to 6500 rpm

Supplied with M14 & 5/8" threaded spindle only



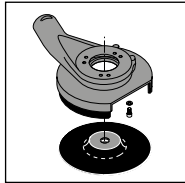
A



B

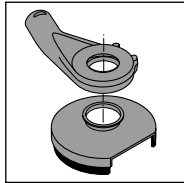
For standard abrasive disc for non metallic materials

KL165



615 399 364 0

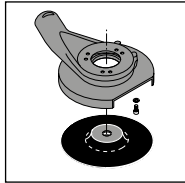
KA90..



615 396 126 0

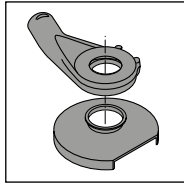
For standard abrasive disc for metallic materials

KL165



615 399 365 0

KA90..



615 396 125 0

Vacuum hose, ID 38mm (1-1/2")



C

Caution: comply with the speeds recommended by component and abrasive manufacturers.

PIC REF	MODEL	PART NUMBER		DUST EXTRACTION KIT	FREE SPEED	THREADED SPINDLE	POWER		WEIGHT		AIR INLET THREAD
				Ø 180 mm (7")			rpm	in	W	hp	

VERTICAL SANDER

A	KL165B	615 170 011 0	+	615 399 364 0 or 615 399 365 0	6500	5/8-11	1 200	1.61	2.3	5.1	1/2
---	--------	---------------	---	--------------------------------	------	--------	-------	------	-----	-----	-----

ANGLE SANDERS

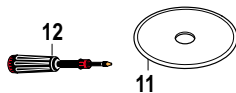

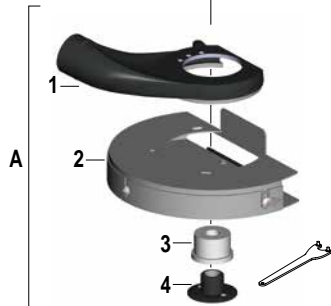
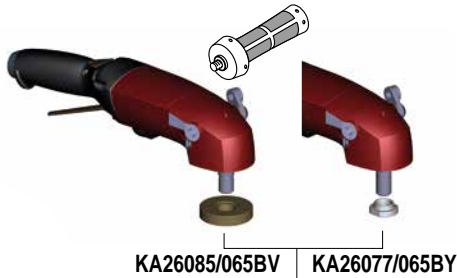
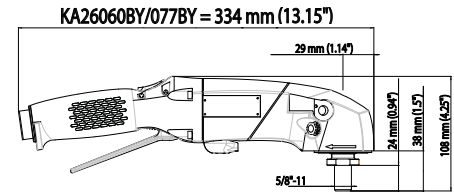
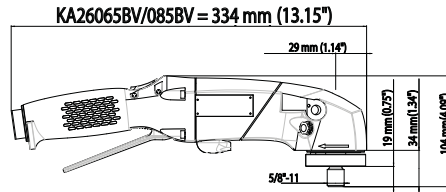
B	KA9030A	615 170 098 0	+	615 396 126 0 or 615 396 125 0	3000	M14x2	900	1.21	1.6	3.5	3/8
B	KA9030B	615 170 099 0	+	615 396 126 0 or 615 396 125 0	3000	5/8-11	900	1.21	1.6	3.5	3/8
B	KA9020A	615 170 096 0	+	615 396 126 0 or 615 396 125 0	2000	M14x2	900	1.21	1.6	3.5	3/8
B	KA9020B	615 170 097 0	+	615 396 126 0 or 615 396 125 0	2000	5/8-11	900	1.21	1.6	3.5	3/8

ANGLE SANDER for USA Market Only (to Ansi B186.1)

C	KA9030BY	615 170 309 0	+	615 396 126 0 or 615 396 125 0	3000	5/8-11	900	1.21	1.6	3.5	3/8
---	----------	---------------	---	--------------------------------	------	--------	-----	------	-----	-----	-----

5/8"-11 UNC

Accessories



KA26085BV / KA26065BV / KA26077BY / KA26060BY

ACCESSORIES INCLUDED

	KA26085BV KA26065BV	KA26077BY KA26060BY
• Auto-balancer	615 990 195 0	
• Rear flange		615 503 107 0
• Rotating handle support kit	615 397 741 5	615 397 741 5
• Rotating exhaust kit	615 397 743 5	615 397 743 5
• Vibration-damping side handle	615 576 066 0	615 576 066 0

OPTIONAL ACCESSORIES

FOR COMPOSITE CUTTING	KA26085BV/065BV KA26077BY/060BY Ø 180mm (7")
A Dust extraction Kit for Diamond disc ø 180mm (7")	615 397 844 0
1 Manifold cutting with screws	615 504 220 0
2 Goble cover plate complete	615 504 221 0
3 Spacer - hole 5/8"	615 643 090 0
4 Flange nut 5/8"	615 606 048 0
• Pin wrench, 35mm (1-3/8")	615 802 010 0
DUST EXTRACTION FOR COMPOSITE, NON METAL SANDING	KA26085BV/065BV KA26077BY/060BY Ø 180mm (7")
B Dust extraction Kit for disc ø 180mm (7")	615 397 843 0
5 Manifold with screws	615 504 219 0
6 Skirt with brush	615 570 231 0
7 Spacer 9mm	615 643 093 0
8 Spacer 6mm - Hole 16mm (5/8")	615 643 091 0
9 Rigid backing pad ø180mm (7") (max. 8500rpm)	615 990 200 0
10 Flange nut 5/8"	615 606 047 0
• Pin wrench, 35mm (1-3/8")	615 802 067 0

OTHER OPTIONAL ACCESSORIES

ITEM	PART NO.
11 Diamond disc ø 180mm (7")	615 811 145 0
12 Grease gun includes 24g (0.8oz)	615 990 149 0
• Grease for bevel gear (1 kg - 2.2 lb)	615 990 148 0

Dust extraction systems for angle models

Ø 180mm (7")

2100 Watts (2.82 hp) - 6000 to 8500 rpm



A

Dust extraction casing for diamond disk Ø 180mm (7")
Vacuum hose, ID 38mm (1-1/2")



B

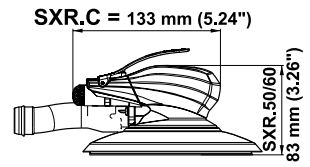
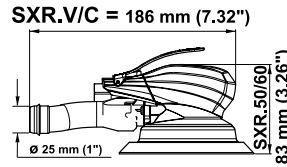
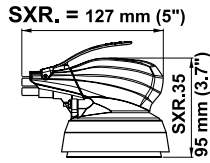
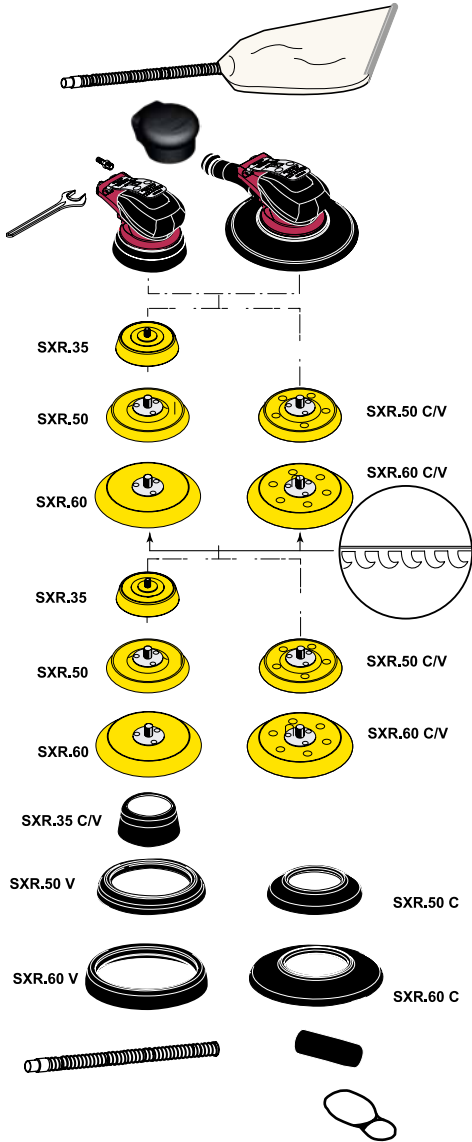
Vacuum hose, ID 38mm (1-1/2")

Caution: comply with the speeds recommended by component and abrasive manufacturers.

PIC REF	MODEL	PART NUMBER		DUST EXTRACTION KIT	FREE SPEED	THREADED SPINDLE	POWER		WEIGHT		AIR INLET THREAD
							W	hp	kg	lb	
CUTTING Ø 180mm (7")											
A	KA26085BV	615 170 479 0	+	615 397 844 0	8500	5/8-11	2100	2.82	2.3	5.1	1/2
A	KA26065BV	615 170 480 0	+	615 397 844 0	6500	5/8-11	2100	2.82	2.3	5.1	1/2
CUTTING Ø 180mm (7") for USA Market only (to ANSI B186.1)											
A	KA26077BY	615 170 482 0	+	615 397 844 0	7700	5/8-11	2100	2.82	2.3	5.1	1/2
A	KA26060BY	615 170 481 0	+	615 397 844 0	6000	5/8-11	2100	2.82	2.3	5.1	1/2
SANDING Ø 180mm (7")											
B	KA26085BV	615 170 479 0	+	615 397 843 0	8500	5/8-11	2100	2.82	2.3	5.1	1/2
B	KA26065BV	615 170 480 0	+	615 397 843 0	6500	5/8-11	2100	2.82	2.3	5.1	1/2
SANDING Ø 180mm (7") for USA Market only (to ANSI B186.1)											
B	KA26077BY	615 170 482 0	+	615 397 843 0	7700	5/8-11	2100	2.82	2.3	5.1	1/2
B	KA26060BY	615 170 481 0	+	615 397 843 0	6000	5/8-11	2100	2.82	2.3	5.1	1/2

5/8"-11 UNC

Accessories



SXR.35. / SXR.50. / SXR.60.

ACCESSORIES INCLUDED

	PART NO.
• 1/4" air hose nipple for 6mm (1/4") ID hose	615 705 009 0
• Small grip (medium-size grip fitted on sander)	615 303 108 0
• Flat wrench 26mm across flats	615 801 078 0
• Complete dust extraction kit for SXRA..V and SXRB..V version	615 396 264 0

PADS: Thread 5/16"-24	FOR HOOK & LOOP ABRASIVE	FOR HOOK & LOOP ABRASIVE (V) OR (C) WITH HOLES
• Pad ø 89mm (3.5") - 80gr - SXR(.)35(.)	615 990 158 0	-
• Pad ø 127mm (5") - 100gr - SXR(.)50	615 990 156 0	615 990 157 0
• Pad ø 150mm (6") - 130gr - SXR(.)60	615 990 154 0	615 990 155 0

OPTIONAL ACCESSORIES

PADS: Thread 5/16"-24	FOR SELF- ADHESIVE ABRASIVE	FOR SELF- ADHESIVE ABRASIVE (V) OR (C) WITH HOLES
• Pad ø 89mm (3.5") - 80gr - SXR(.)35(.)	615 990 163 0	-
• Pad ø 127mm (5") - 100gr - SXR(.)50	615 990 161 0	615 990 162 0
• Pad ø 150mm (6") - 130gr - SXR(.)60	615 990 159 0	615 990 160 0

VACUUM SKIRTS

• Vacuum skirt for SXR(.)35(.)	615 350 110 0
• Vacuum skirt for SXR(.)50C	615 350 107 0
• Vacuum skirt for SXR(.)60C	615 350 106 0
• Vacuum skirt for SXR(.)50V	615 350 103 0
• Vacuum skirt for SXR(.)60V	615 350 102 0

ADAPTOR

• Vacuum hose adaptor ø 25mm (1") / ø 32mm (1-1/4")	615 350 117 0
• Vacuum hose adaptor ø 25mm (1") / ø 28mm (1-1/8")	615 804 448 0

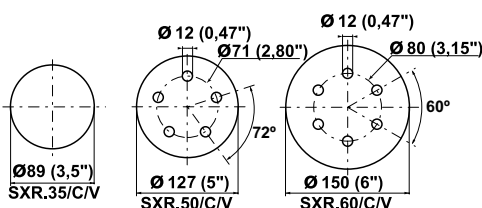
HOSE

• Dust extraction hose ø 25mm (1") L = 1.5m (60")	615 396 263 0
---	---------------

BAIL HOOK

• Bail hook	615 571 060 0
-------------	---------------

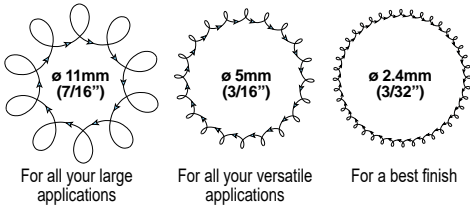
PADDIMENSIONS



Random orbital sanders for abrasive discs

Ø 89mm (3.5") - Ø 127mm (5") - Ø 150mm (6")

210 Watts (0.3 hp) - 12000 rpm



SXR(.)35



SXR(.)35C



SXR(.)35V



SXR(.)50



SXR(.)50C



SXR(.)50V



SXR(.)60

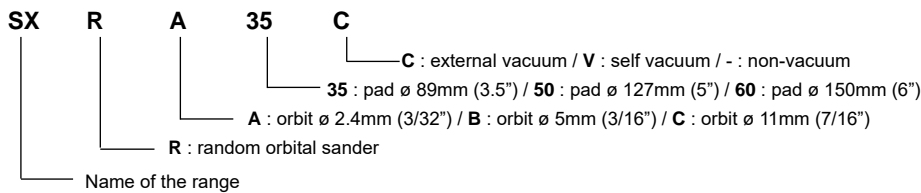


SXR(.)60C



SXR(.)60V

HOW TO SELECT YOUR SX SANDER — Eg: SXRA35C - SXR model / orbit Ø 2.4mm (3/32") / pad Ø 89mm (3.5") / with dust extraction



Supplied kit

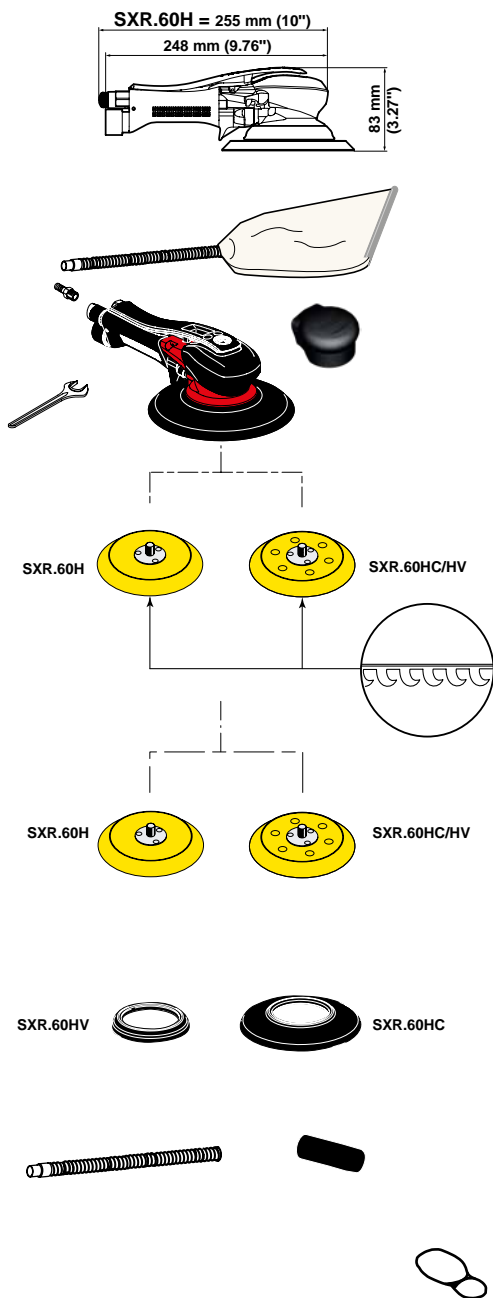


*Sanders equipped with PSA pad

Caution: comply with the speeds recommended by component and abrasive manufacturers.

PAD SIZE		MODEL	PART NUMBER	MODEL	PART NUMBER	MODEL	PART NUMBER	WEIGHT		AIR CONSUMPTION AT MAX. OUTPUT		AIR INLET THREAD		HOSE INT Ø	
mm	in.							kg	lb	l/s	cfm	in.	mm	in.	
RANDOM ORBITAL SANDERS, ORBIT Ø 11mm (7/16")															
		NON-VACUUM		EXTERNAL VACUUM		SELF VACUUM									
Ø 150	6	SXRC60	615 170 462 0	SXRC60C	615 170 463 0	SXRC60V	615 170 464 0	0.88	1.94	8.0	16.6	1/4	6	1/4	
RANDOM ORBITAL SANDERS, ORBIT Ø 5mm (3/16")															
		NON-VACUUM		EXTERNAL VACUUM		SELF VACUUM									
Ø 89	3.5	SXRB35	615 170 209 0	SXRB35C	615 170 215 0	SXRB35V	615 170 212 0	0.8	1.7	8.0	16.6	1/4	6	1/4	
Ø 127	5	SXRB50	615 170 210 0	SXRB50C	615 170 216 0	SXRB50V	615 170 213 0	0.8	1.7	8.0	16.6	1/4	6	1/4	
Ø 127	5	SXRB50*	615 170 300 0												
Ø 150	6	SXRB60	615 170 211 0	SXRB60C	615 170 217 0	SXRB60V	615 170 214 0	0.8	1.7	8.0	16.6	1/4	6	1/4	
Ø 150	6	SXRB60*	615 170 317 0												
RANDOM ORBITAL SANDERS, ORBIT Ø 2.4mm (3/32")															
		NON-VACUUM		EXTERNAL VACUUM		SELF VACUUM									
Ø 89	3.5	SXRA35	615 170 218 0	SXRA35C	615 170 224 0	SXRA35V	615 170 221 0	0.8	1.7	8.0	16.6	1/4	6	1/4	
Ø 127	5	SXRA50	615 170 219 0	SXRA50C	615 170 225 0	SXRA50V	615 170 222 0	0.8	1.7	8.0	16.6	1/4	6	1/4	
Ø 150	6	SXRA60	615 170 220 0	SXRA60C	615 170 226 0	SXRA60V	615 170 223 0	0.8	1.7	8.0	16.6	1/4	6	1/4	

Accessories



SXR.60H.

ACCESSORIES INCLUDED

	PART NO.
• 1/4" air hose nipple for 6mm (1/4") ID hose	615 705 009 0
• Small grip (medium-size grip fitted on sander)	615 303 108 0
• Flat wrench 26mm across flats	615 801 078 0
• Complete dust extraction kit for SXR.60HV version	615 396 264 0

PADS: Thread 5/16"-24	FOR HOOK & LOOP ABRASIVE	FOR HOOK & LOOP ABRASIVE (V) OR (C) WITH HOLES
• Pad ø 150mm (6") - 130gr - SXR(.)60	615 990 154 0	615 990 155 0

OPTIONAL ACCESSORIES

PADS: Thread 5/16"-24	FOR SELF-ADHESIVE ABRASIVE	FOR SELF-ADHESIVE ABRASIVE (V) OR (C) WITH HOLES
• Pad ø 150mm (6") - 130gr - SXR(.)60	615 990 159 0	615 990 160 0

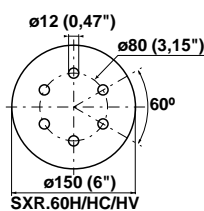
VACUUM SKIRTS	
• Vacuum skirt for SXR(.)60HC	615 350 106 0
• Vacuum skirt for SXR(.)60HV	615 350 102 0

ADAPTOR	
• Vacuum hose adaptor ø 25mm (1") / ø 32mm (1-1/4")	615 350 117 0
• Vacuum hose adaptor ø 25mm (1") / ø 28mm (1-1/8")	615 804 448 0

HOSE	
• Dust extraction hose ø 25mm (1") L = 1.5m (60")	615 396 263 0

BAIL HOOK	
• Bail hook	615 571 060 0

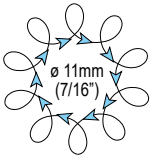
PADDIMENSIONS



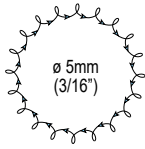
Random orbital sanders for abrasive discs

Ø 150mm (6")

210 Watts (0.3 hp) - 12000 rpm



For all your large applications



For all your versatile applications



SXR.60H

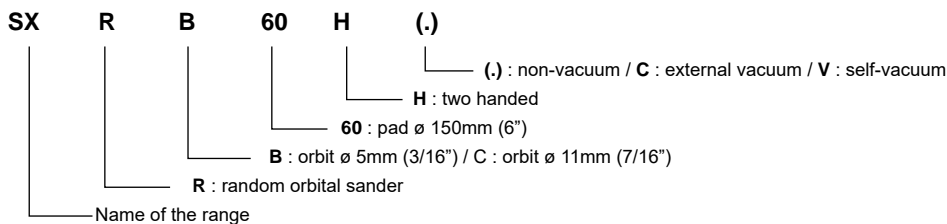


SXR.60HC



SXR.60HV

HOW TO SELECT YOUR SX SANDER — SXR60H - SXR model / orbit 5mm (3/16") / pad Ø 150mm (6") / Two handed / non vacuum



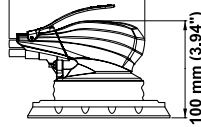
*Sanders equipped with PSA pad

Caution: comply with the speeds recommended by component and abrasive manufacturers.

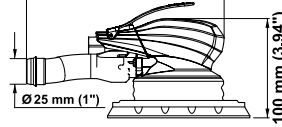
PAD SIZE		MODEL	PART NUMBER	MODEL	PART NUMBER	MODEL	PART NUMBER	WEIGHT		AIR CONSUMPTION AT MAX. OUTPUT		AIR INLET THREAD	HOSE INT Ø		
mm	in.							kg	lb	l/s	cfm	in.	mm	in.	
RANDOM ORBITAL SANDERS, ORBIT Ø 11mm (7/16")															
		NON-VACUUM			EXTERNAL VACUUM			SELF VACUUM							
Ø 150	6	SXRC60H	615 170 465 0	SXRC60HC	615 170 466 0	SXRC60HV	615 170 467 0	0.88	1.94	8.0	16.6	1/4	6	1/4	
RANDOM ORBITAL SANDERS, ORBIT Ø 5mm (3/16")															
		NON-VACUUM			EXTERNAL VACUUM			SELF VACUUM							
Ø 150	6	SXRB60H	615 170 355 0	SXRB60HC	615 170 362 0	SXRB60HV	615 170 359 0	0.9	2.0	8.0	16.6	1/4	6	1/4	
Ø 150	6	SXRB60H*	615 170 356 0												

Accessories

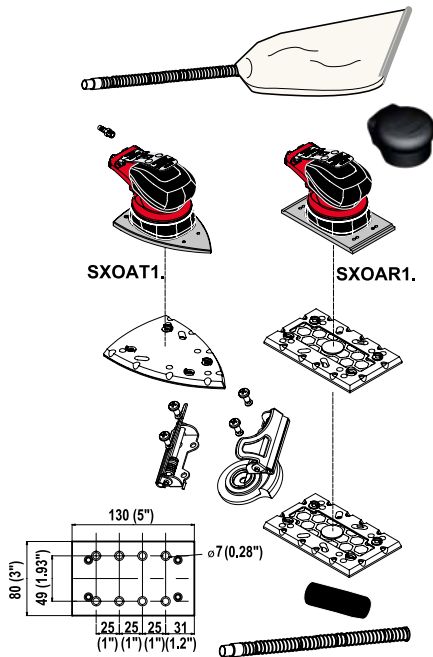
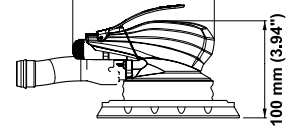
SXO.. = 127 mm (5")



SXO..V = 186 mm (7.32")



SXO..C = 133 mm (5.24")



SXOAR1. / SXOAT1.

ACCESSORIES INCLUDED

	PART NO.
• 1/4" air hose nipple for 6mm (1/4") ID hose	615 705 009 0
• Small grip (medium-size grip fitted on sander)	615 303 108 0
• Flat wrench 26mm across flats	615 801 078 0
• Complete dust extraction kit for SXOA..V version	615 396 264 0

PAD FOR HOOK & LOOP ABRASIVE

	PART NO.
• Pad 80x130mm (3x5") for SXOAR..	615 350 121 0
• Pad 147x100mm (6x4") for SXOAT1..	615 350 122 0

OPTIONAL ACCESSORIES

	PART NO.
• Paper holder kit	615 396 413 0
• Pad 80x130mm (3x5") for SXOAR..	615 350 123 0

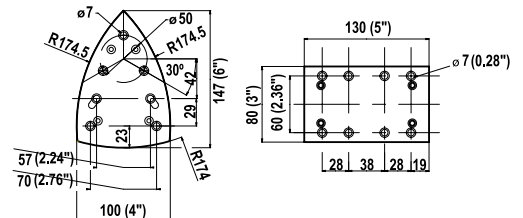
ADAPTOR

• Vacuum hose adaptor \varnothing 25mm (1") / \varnothing 32mm (1-1/4")	615 350 117 0
• Vacuum hose adaptor \varnothing 25mm (1") / \varnothing 28mm (1-1/8")	615 804 448 0

HOSE

• Dust extraction hose \varnothing 25mm (1") L = 1.5m (60")	615 396 263 0
---	---------------

PADDIMENSIONS



Orbital sanders for abrasive sheets 80 x 130mm (3" x 5") - 147 x 100mm (6" x 4")

210 Watts (0.3 hp) - 10000 rpm



S XOAR1



S XOAR1C



S XOAR1V



S XOAT1



S XOAT1C

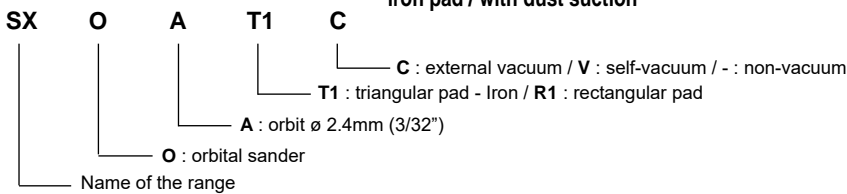


S XOAT1V



S XOAR1 equipped with paper holder kit P.N 615 396 413 0

HOW TO SELECT YOUR SXO SANDER — Eg: SXOAT1C - SXO model / orbit ø 2.4mm (3/32")
iron pad / with dust suction



Supplied kit



Caution: comply with the speeds recommended by component and abrasive manufacturers.

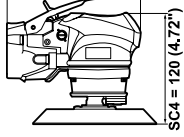
PAD SIZE		MODEL	PART NUMBER	MODEL	PART NUMBER	MODEL	PART NUMBER	WEIGHT		AIR CONSUMPTION AT MAX. OUTPUT		AIR INLET THREAD	HOSE INT Ø	
mm	in.							kg	lb	l/s	cfm	in.	mm	in.

ORBITAL SANDERS, ORBIT ø 2.4mm (3/32")

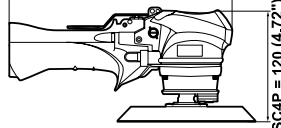
		NON-VACUUM		EXTERNAL VACUUM		SELF VACUUM									
80x130	3x5	S XOAR1	615 170 233 0	S XOAR1C	615 170 237 0	S XOAR1V	615 170 235 0	1.0	2.2	8.0	16.6	1/4	6	1/4	
147x100	6x4	S XOAT1	615 170 234 0	S XOAT1C	615 170 238 0	S XOAT1V	615 170 236 0	1.0	2.2	8.0	16.6	1/4	6	1/4	

Accessories

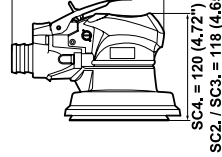
SC4. = 142 mm (5.59")



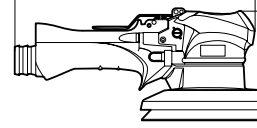
SC.P/SMRD60H = 242 mm (9.53")



SC.-8/-14 = 166 mm (6.54")

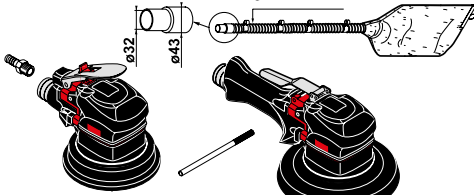


SC.P8/14/SMRD60HC/V
= 266 mm (10.47")



SC4P8(14) = 120 (4.72")
SC2P8(14) = 118 (4.65")
SC3P8(14) = 118 (4.65")
SMRD60HC(HV) = 122 (4.8")

Hose 2.5m long
32mm ID



SC4.. / SC..P / SMRD60..

ACCESSORIES INCLUDED

	PART NO.
• 1/4" air hose nipple for 8mm (5/32") ID hose	615 704 019 0
• Clamping lever	615 595 202 0
• Complete dust extraction kit for version (SC.-14/SMRD60HV)	615 399 471 0

PADS:
Thread 5/16" - 24

FOR HOOK
& LOOP
ABRASIVE

FOR HOOK &
LOOP ABRASIVE
(-8) OR (-14)
(C) OR (V)
WITH HOLES

• Pad ø 110mm (4-3/8") - SC2P/8/14	615 990 102 0	-
• Pad ø 127mm (5") - SC3P	615 990 156 0	615 990 157 0
• Pad ø 150mm (6") - SC4(P) - SRMD60H.	615 990 154 0	615 990 155 0

OPTIONAL ACCESSORIES

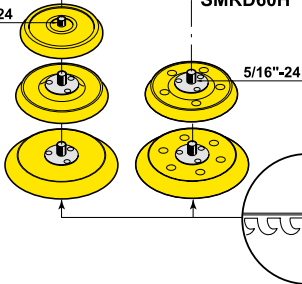
PADS:
Thread 5/16" - 24

FOR
SELF-ADHESIVE
ABRASIVE

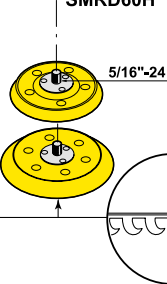
FOR
SELF-ABRASIVE
WITH HOLES
(-8) OR (-14)
(C) OR (V)

• Pad ø 110mm (4-3/8") - SC2P/8/14	615 990 101 0	-
• Pad ø 127mm (5") - SC3P	615 990 111 0	615 990 110 0
• Pad ø 150mm (6") - SC4(P) - SRMD60H.	615 990 119 0	615 990 118 0

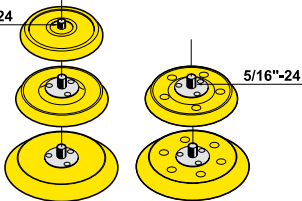
SC4
5/16"-24



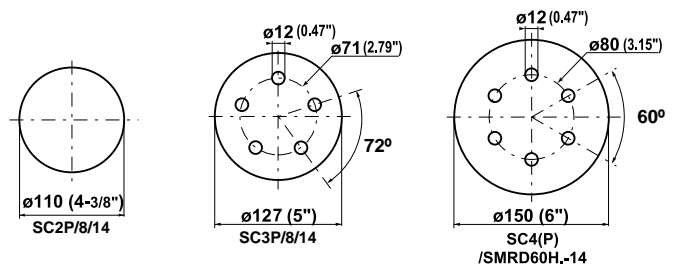
SC.P
SMRD60H
5/16"-24



5/16"-24



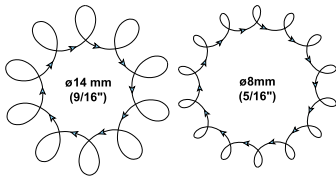
PAD DIMENSIONS



Random orbital sanders for abrasive discs

Ø 110mm (4-3/8") - Ø 127mm (5") Ø 150mm (6")

375 Watts (0.5 hp) - 10000 rpm



SC4



SC4P



SC4-8



SC4P8 - SMRD60HC



SMRD60H



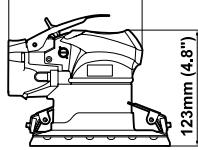
SC4P14 - SMRD60HV

Caution: comply with the speeds recommended by component and abrasive manufacturers.

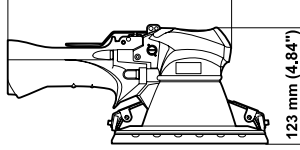
PAD SIZE		MODEL	PART NUMBER	MODEL	PART NUMBER	MODEL	PART NUMBER	WEIGHT		AIR CONSUMPTION AT MAX. OUTPUT		AIR INLET THREAD		HOSE INT. Ø	
mm	in.							kg	lb	l/s	cfm	in.	mm	in.	
SANDERS WITH PALM GRIP, ORBIT Ø 8mm (5/16")															
		NON-VACUUM		EXTERNAL VACUUM		SELF VACUUM									
Ø 150	6	SC4	615 170 081 0	SC4-8	615 170 093 0	SC4-14	615 170 087 0	1.3	2.86	11	23	1/4	8	5/16	
SANDERS WITH HANDLE GRIP, ORBIT Ø 8mm (5/16")															
		NON-VACUUM		EXTERNAL VACUUM		SELF VACUUM									
Ø 110	4-3/8	SC2P	615 170 077 0	SC2P8	615 170 089 0	SC2P14	615 170 083 0	1.2	2.64	11	23	1/4	8	5/16	
Ø 127	5	SC3P	615 170 079 0	SC3P8	615 170 091 0	SC3P14	615 170 085 0	1.3	2.86	11	23	1/4	8	5/16	
Ø 150	6	SC4P	615 170 078 0	SC4P8	615 170 090 0	SC4P14	615 170 084 0	1.4	3.08	11	23	1/4	8	5/16	
LARGE ORBIT SANDERS WITH HANDLE GRIP, ORBIT Ø 14mm (9/16")															
		NON-VACUUM		EXTERNAL VACUUM		SELF VACUUM									
Ø 150	6	SMRD60H	615 170 280 0	SMRD60HC	615 170 281 0	SMRD60HV	615 170 282 0	1.3	2.86	11	23	1/4	8	5/16	

Accessories

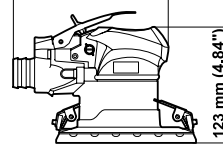
SV3 = 142mm (5.59")



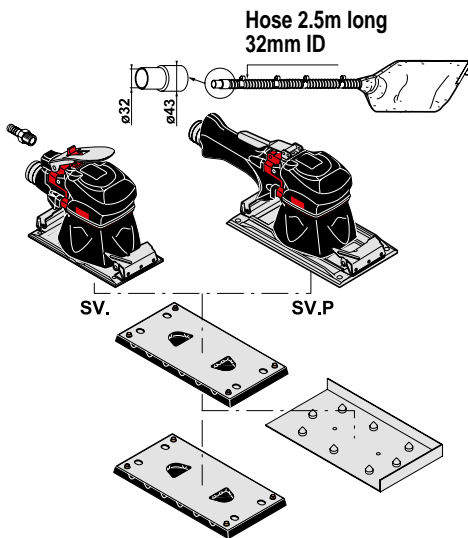
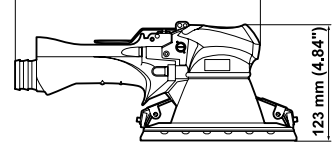
SV.P = 242 mm (9.53")



SV.-8/-14 = 166 mm (6.54")



SV.P8/14 = 266 mm (10.47")

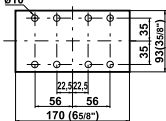


Hose 2.5m long
32mm ID

SV.

SV.P

8 side holes



SV.. / SV..P

ACCESSORIES INCLUDED

	PART NO.
• 1/4" air hose nipple for 8mm (5/16") ID hose	615 704 019 0
• Complete dust extraction kit for version (-14)	615 399 471 0

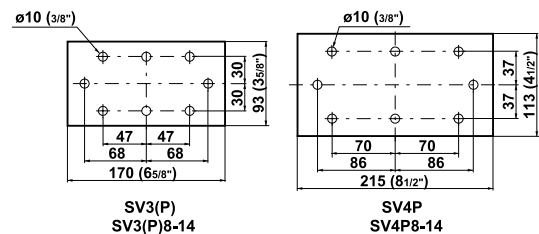
PADS AND DRILLING PLATE

	PAD	DRILLING PLATE FOR RELEASE (-8) OR (-14)
• Pad 170x93mm (6-5/8" x 3-5/8") - SV3(P)	615 350 018 0	615 990 094 0
• Pad 215x113mm (8-1/2" x 4-1/2") - SV4P	615 350 019 0	615 990 095 0

OPTIONAL ACCESSORIES

	PART NO.
• Pad 170x93mm (6-5/8" x 3-5/8") - 8 side holes SV3(P)	615 350 057 0

PADDIMENSIONS



Orbital sanders for abrasive sheets 170 x 93mm (6-5/8" x 3-5/8") - 215 x 113mm (8-1/2" x 4-1/2")

375 Watts (0.5 hp) - 8000 rpm



SV3



SV3P



SV3-8



SV3P8

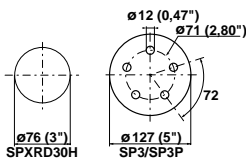
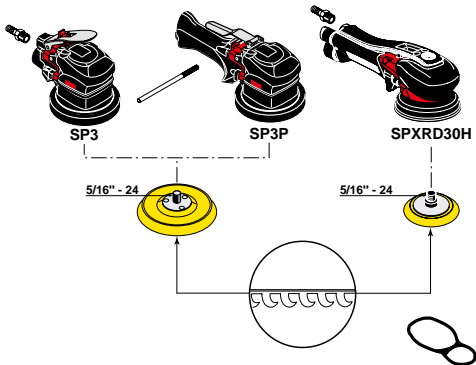
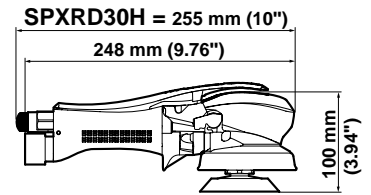
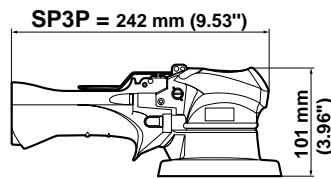
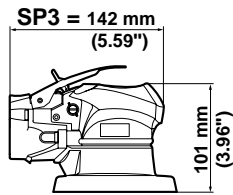


SV3P14

Caution: comply with the speeds recommended by component and abrasive manufacturers.

PAD SIZE		MODEL	PART NUMBER	MODEL	PAR NUMBER	MODEL	PART NUMBER	WEIGHT		AIR CONSUMPTION AT MAX. OUTPUT		AIR INLET THREAD	HOSE INT Ø		
mm	in.							kg	lb	l/s	cfm	in.	mm	in.	
SANDERS WITH PALM GRIP, ORBIT Ø 5mm (3/16")															
		NON-VACUUM		EXTERNAL VACUUM		SELF VACUUM									
170x93	65/8 x 35/8	SV3	615 170 066 0	SV3-8	615 170 074 0	SV3-14	615 170 070 0	1.7	3.74	11	23	1/4	8	5/16	
SANDERS WITH HANDLE GRIP, ORBIT Ø 5mm (3/16")															
		NON-VACUUM		EXTERNAL VACUUM		SELF VACUUM									
170x93	65/8 x 35/8	SV3P	615 170 067 0	SV3P8	615 170 075 0	SV3P14	615 170 071 0	1.8	3.96	11	23	1/4	8	5/16	
215x113	81/2 x 41/2	SV4P	615 170 068 0	SV4P8	615 170 076 0	SV4P14	615 170 072 0	1.9	4.19	11	23	1/4	8	5/16	

Accessories



SP3 / SP3P / SPXRD30H

ACCESSORIES INCLUDED

	SP3/SP3P	SPXRD30H
• 1/4" air hose nipple for 8mm (5/16") ID hose	615 704 019 0	
• 1/4" air hose nipple for 6mm (1/4") ID hose		615 705 009 0
• Clamping lever	615 595 202 0	
• Small grip (medium-size grip fitted on sander)		615 303 109 0
• Bail hook		615 571 060 0

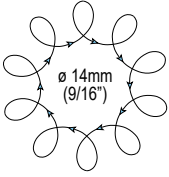
PADS: Thread 5/16"-24	FOR HOOK & LOOP ABRASIVE
• Pad \varnothing 127mm (5") for SP3 / SP3P	615 990 123 0
• Pad \varnothing 76mm (3") for SPXRD30H	615 990 178 0



Random orbital polishers

Ø 76mm (3") - Ø 127mm (5")

210 and 375 Watts (0.3 and 0.5 hp) - 10000 and 12000 rpm



SP3



SP3P

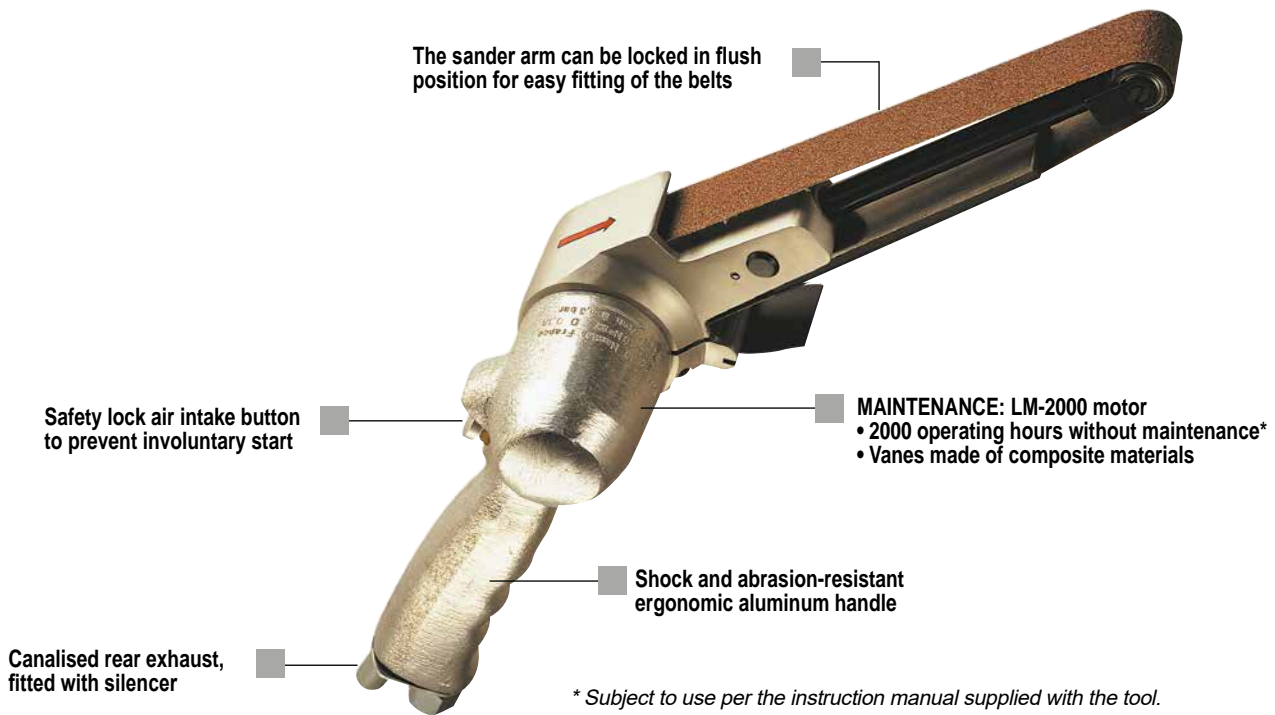


SPXRD30H

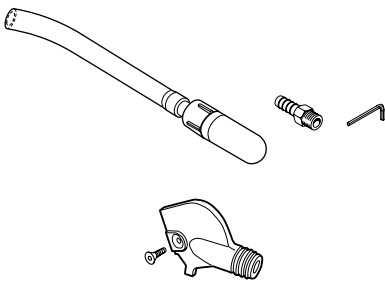
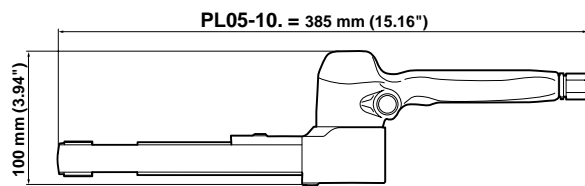
Caution: comply with the speeds recommended by component and abrasive manufacturers.

PAD SIZE		MODEL	PART NUMBER	WEIGHT		AIR CONSUMPTION AT MAX. OUTPUT		AIR INLET THREAD	HOSE INT Ø		
mm	in.			kg	lb	l/s	cfm	in.	mm	in.	
POLISHER WITH PALM GRIP, ORBIT Ø 14mm (9/16")											
NON-VACUUM											
Ø 127	5	SP3	615 170 198 0	1.2	2.64	11	23	1/4	8	5/16	
POLISHER WITH HANDLE GRIP, ORBIT Ø 14mm (9/16")											
NON-VACUUM											
Ø 76	3	SPXRD30H	615 170 332 0	0.9	1.98	11	23	1/4	8	5/16	
Ø 127	5	SP3P	615 170 197 0	1.3	2.86	11	23	1/4	8	5/16	

Belt sanders



Accessories



PL05-10D / PL05-10E / PL05-10F

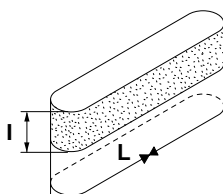
ACCESSORIES INCLUDED

	PART NO.
• Exhaust hose	615 396 022 0
• 1/4" air hose nipple for 6mm (1/4") ID hose	615 705 009 0
• Hex. key 4 mm	615 802 054 0

OPTIONAL ACCESSORIES

	PART NO.
• Suction cap for 32mm (1-1/4") ID vacuum hose	321003
• Screw FHc M4x10	615 616 118 0

OPTIONAL ACCESSORIES




COATED ABRASIVE BELTS					
L x l		GRIT NUMBER			
mm	in.	P40	P60	P80	P100
480 x 16	18-7/8" x 5/8		615 811 218 0	615 811 219 0	615 811 220 0
480 x 20	18-7/8" x 25/32	615 811 223 0	615 811 224 0	615 811 225 0	615 811 226 0
480 x 25	18-7/8" x 63/64	615 811 230 0			

L x l		GRIT NUMBER			
mm	in.	P120	P150	P180	P240
480 x 16	18-7/8" x 5/8	615 811 221 0	615 811 222 0		
480 x 20	18-7/8" x 25/32	615 811 227 0	615 811 228 0	615 811 229 0	
480 x 25	18-7/8" x 63/64		615 811 235 0	615 811 236 0	

Belt sanders

300 Watts (0.4 hp) - 16000 rpm




A



B



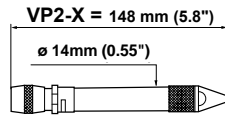
C



Caution: comply with the speeds recommended by component and abrasive manufacturers.

PIC REF	MODEL	PART NUMBER	FREE SPEED	BELT SIZE		POWER		WEIGHT		AIR CONSUMPTION AT FREE SPEED		AIR INLET THREAD		HOSE INT. Ø	
				rpm	mm	in.	W	hp	kg	lb.	l/s	cfm	in.	mm	in.
A	PL05-10D	615 170 131 0	16000	480 x 16	18-7/8 x 5/8	300	0.4	1.2	2.6	12	25.4	1/4	6	1/4	
B	PL05-10E	615 170 132 0	16000	480 x 20	18-7/8 x 25/32	300	0.4	1.2	2.6	12	25.4	1/4	6	1/4	
C	PL05-10F	615 170 133 0	16000	480 x 25	18-7/8 x 63/64	300	0.4	1.2	2.6	12	25.4	1/4	6	1/4	

Accessories



VP2-X

ACCESSORIES INCLUDED

	PART NO.
• Air Hose - 3.2mm bore - Length 2m (78.7") - 1/8" - 1/4" BSP	75902
• Tungsten carbide tipped needle	63213
• Key	63533

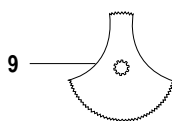
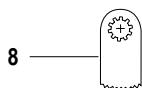
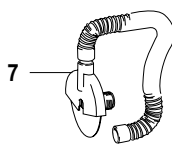
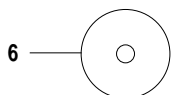
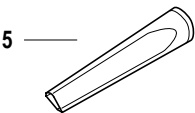
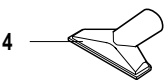
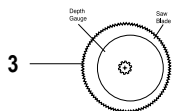
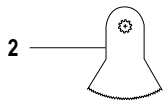
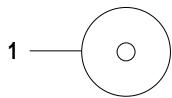
D144-T-.. / D172-L / AV101

ACCESSORIES INCLUDED

ITEM	APPLICATION	PART NO.		
		D144-T	D172-L	AV101
• Spindle Wrench		164433	15533	
• Clamp Nut Wrench		29443		
• Hex. Key - 4mm (5/32") A/F		204903	204903	
1 Saw Blade - diamond coated 64mm (2.5") dia.	Fibreglass	32732		
1 Saw Blade - 80 teeth 45mm (1.77") dia.	Soft Steel <1.2mm (3/64")			
1 Saw Blade 64mm (2.5") dia.	Plastics		90762	
1 Saw Blade - teflon coated 80mm (3.15") dia.	Plastics		90772	
2 Saw Blade 50.8mm (2") radius x 50mm (1.97") wide	Soft Wood		90832	
3 Depth Gauge			27262	
4 Upholstery Nozzle				106443
5 Crevice Nozzle				106533

OPTIONAL ACCESSORIES

ITEM	APPLICATION	PART NO.	
		D144-T	D172-L
1 Saw Blade - 80 teeth 45mm (1.77") dia	Soft Steel <1.2mm (3/64")		76362
6 Saw Blade 64mm (2.5") dia.	Wood	34252	
6 Saw Blade 50mm (1.97") dia.	Soft Steel >1.2mm (3/64") max depth 7mm		
6 Saw Blade 50mm (1.97") dia.	Hard Steel <1.2mm (3/64") max depth 10mm (3/8")		
6 Saw Blade 50mm (1.97") dia.	Aluminium max depth 10mm (3/8")		
7 Dust Extraction Hood includes 2m hose - 32mm (1.26") ID			78472
6 Saw Blade - diamond tipped 64mm (2.5") dia.	Fibreglass		16962
6 Saw Blade - diamond tipped 1.2mm (3/64") tooth pitch - 64mm (2.5") dia.	Fibreglass		90722
6 Saw Blade - diamond tipped 1.2mm (3/64") tooth pitch - 80mm (3.15") dia.	Fibreglass		90732
6 Saw Blade - 1.5mm (0.06") tooth pitch 51mm (2") dia.	Soft Wood		90782
6 Saw Blade - 1.8mm (0.07") tooth pitch 64mm (2.5") dia.	Soft Wood		90792
6 Saw Blade - 1.5mm (0.06") tooth pitch 76mm (3") dia.	Soft Wood		90802
8 Saw Blade 22mm (0.87") radius x 15mm (19/32") wide	Soft Wood		90822
9 Saw Blade 63.5mm (2.5") dia. 60mm (2.36") + 16mm (5/8") segments	Soft Wood		90842





A



B



C



D

PIC REF	MODEL	PART NUMBER	BLOWS PER MINUTE	WEIGHT		AIR CONSUMPTION AT FREE SPEED		AIR INLET THREAD	HOSE INT. Ø	
			Blows/min	kg	lb.	l/s	cfm	in.	mm	in.
A	VP2-X	671094	11400	0.1	0.2	0.9	1.9	1/8	3.2	1/8

AIR SCRIBE

PIC REF	MODEL	PART NUMBER	FREE SPEED	OSCILLATING FREQUENCY	BLADE Ø		WEIGHT		LENGTH		AIR CONSUMPTION		AIR INLET THREAD	HOSE INT. Ø	
			rpm	c/min	mm	in.	kg	lb.	mm	in.	l/s	cfm	in.	mm	in.
B	D144	615 170 526 0	3100	-	64	2.5	0.83	1.83	214	8.43	9.4	19.9	1/4 BSP	10	3/8

FIBREGLASS SAW - capacity 13mm (1/2") depth

OSCILLATING SAW															
PIC REF	MODEL	PART NUMBER	FREE SPEED	OSCILLATING FREQUENCY	BLADE Ø		WEIGHT		LENGTH		AIR CONSUMPTION		AIR INLET THREAD	HOSE INT. Ø	
			rpm	c/min	mm	in.	kg	lb.	mm	in.	l/s	cfm	in.	mm	in.
D	D172	615 170 527 0	-	20000	80	3.2	0.76	1.67	265.2	10.44	9.5	20	1/4 BSP	10	3/8

VACUUM CLEANER

C	AV101	128534	-	-	-	-	0.7	1.54	202	7.95	5.9	12.5	1/4 BSP	6	1/4
---	-------	--------	---	---	---	---	-----	------	-----	------	-----	------	---------	---	-----

Safety Instructions

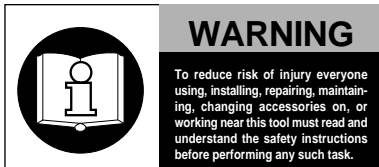
General Safety Instructions for the Operation of Power Tools

The goal of Desoutter is to produce tools that help the operator work safely and efficiently.

The most important safety device for this or any other tool is the operator. Care and good judgement are the best protection against injury.

All possible hazards cannot be covered here, but we have tried to highlight some of the important ones.

Individuals should look for and obey Caution, Warning and Danger signs placed on tools and displayed in the workplace. Operators should read and follow safety instructions packed with each tool. For a copy of these instructions, contact your local Desoutter representative.



Learn how each tool works. Even if you have previously used similar tools, carefully check out each tool before you use it. Get the 'feel' of it and know its capabilities, limitations, potential hazards, how it operates and how it stops.

All tools are designed to operate at a line pressure of 6.3 bar +/- 0.15bar in accordance with ISO2787, 8NTC1.2.

Sound levels +/- 3dB(A)* are measured in accordance with EN ISO15744. Vibration values* are measured in accordance with ISO8662 & ISO28927.

*These declared values were obtained by laboratory type testing in accordance with the stated standards and are suitable for comparison with the declared values of other tools tested in accordance with the same standards. These declared values are not adequate for use in risk assessments and values measured in individual work places may be higher. The actual exposure values and risk of harm experienced by an individual user are unique and depend upon the way the user works, the workpiece and the workstation design, as well upon the exposure time and the physical condition of the user.

We, Desoutter, cannot be held liable for the consequences of using the declared values, instead of values reflecting the actual exposure, in an individual risk assessment in a work place situation over which we have no control.

Tools are CE marked to comply with European Machinery Directive.

Specifications subject to change without prior notice.

Further occupational health and safety information can be obtained from the following web sites:

<http://www.osha.gov> (USA) <http://europe.osha.eu.int> (Europe).



COMPRESSED AIR HAZARDS

- Air under pressure can cause injury. Never point an air hose at yourself or anyone else. Never blow your clothes free of dust with compressed air. Always direct exhaust air away from yourself and others in the work area.
- Always check for damaged or loose hoses and fittings before using an air tool, and replace if necessary. Whipping hoses can cause serious injury.
- Disconnect the tool from the air supply when not in use, before changing accessories, setting the torque, or when making repairs.
- Do not exceed rated air pressure to increase the output of the tool. This could cause injury and shorten tool life.
- Do not assemble quick coupler on the tool. Vibration can cause breakage resulting in a whipping air hose. Instead, use quick couplers on the end of a short leader hose.
- When universal twist couplings are used, lock pins must be installed to prevent accidental hose disconnection.
- Air tools are not intended for use in explosive atmospheres and are not insulated for contact with electric power sources.



ELECTRICAL HAZARDS

- Power tool plugs must match the outlet. Never modify the plug in any way. Do not use any adaptor plugs with earthed (grounded) power tools and equipment. Unmodified plugs and matching outlets will reduce risk of electric shock.
- Avoid body contact with earthed or grounded metal surfaces. There is an increased risk of electric shock if your body is earthed or grounded.
- Do not abuse the cord. Never use the cord for carrying, pulling or unplugging the power tool. Keep cord away from heat, oil, sharp edges or moving parts. Damaged or entangled cords increase the risk of electric shock.
- Do not expose electric power tools and equipment to wet conditions.
- Do not operate power tools in explosive atmospheres. Power tools create sparks which may ignite dust, fumes or flammable liquids.
- Have electric power tools and equipment serviced by a qualified repair person using only identical replacement parts.



PROJECTILE HAZARDS

- Always wear impact resistant eye and face protection when involved with or near the operation or repair of tools.



BREATHING HAZARDS

- Proper breathing protection must be worn when working with materials, which produce airborne particles.



NOISE HAZARDS

- Hearing loss can result from prolonged exposure to excessive sound levels.
- Use hearing protection as recommended by your employer or Occupational Health and Safety Regulations.



VIBRATION HAZARDS

- Repetitive work motions, awkward positions, and exposure to vibration may be harmful to your hands and arms.
- If numbness, tingling, pain or whitening of the skin occurs, stop using tool and consult a physician.



ENTANGLEMENT HAZARDS

- To reduce the risk of injury from entanglement, do not wear loose clothing when using rotating accessories.



ADDITIONAL HAZARDS

- Slip/Trip/Fall is a major cause of serious injury or death. Beware of excessive hose/cord left on the walking or work surface.
- Operators and maintenance personnel must be physically fit to perform job tasks, and handle the bulk, weight and power of the tool.
- Deburring tools should be used to reduce the risk of cuts and abrasions due to burrs.
- Wear gloves to protect hands from sharp edges.

Safety Instructions

Specific Safety Instructions for Power Tool Groups

In addition to the General Safety Instructions, the following are safety instructions and warnings that apply to the safe operation of specific power tool groups.



COMPRESSION TOOLS

- To reduce the risk of injury always keep hands and fingers away from yoke and moving jaws, sets or dies. If possible, hold the tool body with both hands.
- Inspect the yoke daily for cracks. Injury may result if a cracked yoke fails during use.
- All yokes have a life limitation based on cycles and riveting force. This tool and its accessories must not be modified.



DRILLS & TAPPERS

- Keep away from rotating bit and chuck. You can become cut or burned if you come into contact with the drill bit or tap, chips/swarf, or work surface.
- Use intermittent drill feed pressure to avoid long shaved chips/swarf.
- The drill bit or tap can suddenly bind and cause the workpiece or tool to rotate, causing arm and shoulder injuries.
- It is recommended that side handles are used for operator comfort and safety on high torque drilling applications above 4Nm (3 lbft) on straight case tools and 10Nm (7.4 lbft) on pistol grip drills. Drills with a chuck capacity larger than 10mm (3/8») should always be used with a side handle.



PERCUSSIVE TOOLS

(Riveting Hammers, Air Scribe)

- All chisels, rivet sets and other associated accessories should be checked for cracks, excessive wear, or other physical damage before each use. Accessories that show signs of damage should be replaced immediately.
- Never use a tool without the proper accessory retainer.



PULSE TOOLS

- Never use hand sockets or accessories. Use only impact sockets and accessories in good condition. Sockets in poor condition reduce impact power and could also shatter, resulting in personal injury.
- When using a universal joint, never operate the tool off the work. It may run too fast and cause the joint to be thrown from the tool.
- Always use the simplest hook up possible. Long springy extension bars and adaptors absorb impact power and could break loose resulting in personal injury. Instead, use deep sockets wherever possible.
- For tools using the pin and o-ring socket retainer, use the o-ring to securely retain the socket pin or use a one-piece retainer ring to retain the socket.
- Serious injury can result from overtorqued or under-torqued fasteners, which can break, or loosen and separate. Released assemblies can become projectiles. Assemblies requiring a specific torque must be checked using a torque meter.

NOTE: So-called 'click' torque wrenches do not check for potentially dangerous over-torqued conditions.



ANGLE WRENCHES

- Never use hand sockets or accessories. Use only power drive sockets and accessories.
- To reduce the risk of injury, always support the handle securely in the direction opposite of the spindle rotation to minimize torque reaction.



ACCESSORIES

- Always use accessories of correct size and design for the tool. Tool and accessories must not be modified in any way.
- Never use a tool without the proper accessory retainer.
- Do not use a tool or attachment for a purpose not intended by the manufacturer.



OTHER TOOLS

(e.g. Screwdrivers, Shears, Saws, etc.)

- Specific instructions/warnings affecting this group of tools are contained in product-specific documents accompanying each product.



ABRASIVE TOOLS

- Before grinding, test grinding wheel by briefly running tool at full throttle. Be sure to use a barrier (such as under a heavy work table) to protect yourself from possible broken wheel parts.
- Never mount a grinding wheel on a sander.
- Never use a grinding wheel rated at a speed lower than the air grinder speed.
- All grinding wheels and polishing/sanding accessories should be checked for cracks or other damage before mounting and use.
- Always use the recommended wheel guard to prevent injury when performing grinding operations. If a guard has withstood wheel or disk breakage, it must be replaced.
- Position a guard between the grinding wheel or disc and the operator.
- Use barriers to protect others from fragments and grinding sparks.
- Make sure grinding wheels are mounted according to manufacturer's specifications: always use correct mounting flanges.
- Never tamper with or remove a speed governor from a tool to make it run faster. Periodically check tool speed with a tachometer.

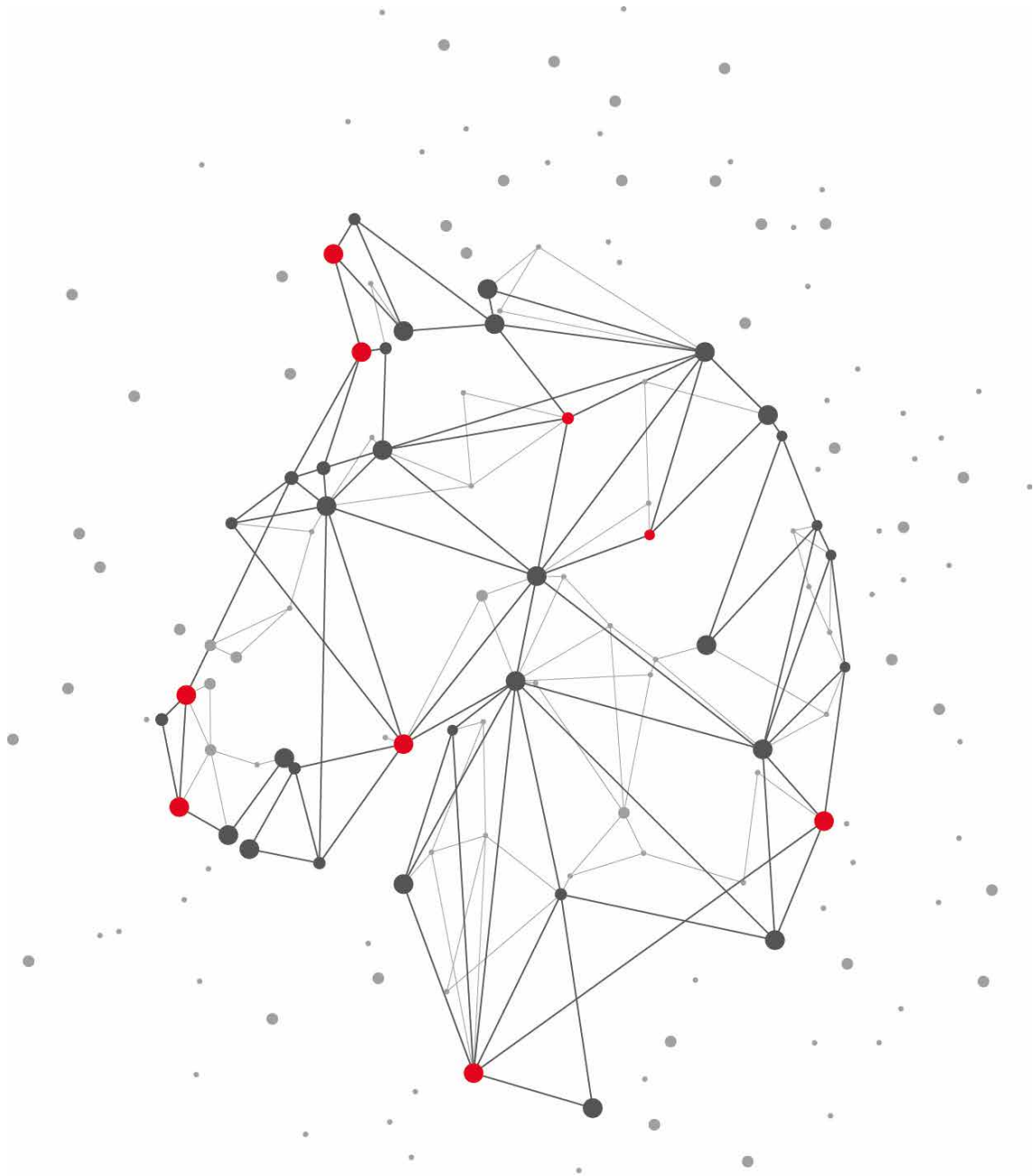
For complete safety instructions, please see the documentation provided with each tool.

All products in this catalog are subject to Californian Proposition 65.



Warning

Cancer and reproductive harm - <http://www.P65warnings.ca.gov>.



DESOUTTER 4.0

www.desouttertools.com/industry-4-0/desoutter-4-0

More Than Productivity



airtoolservices.co.uk | sales@airtoolservices.co.uk | 01772 557700



www.desouttertools.com

English
© Copyright 2019
Printed in Europe - March 2019 - Issue 1