

# FASTENING SYSTEMS FOR AEROSPACE

## TOOL CATALOG



**CHERRY**<sup>®</sup>  
AEROSPACE

# TABLE OF CONTENTS

## INTRODUCTION

How to use this catalog/Tool Selection Guide.....	1
Ergonomic Tool Selection Guide .....	2

## SECTION 1 – SINGLE ACTION RIVETERS FOR INSTALLING BLIND RIVETS & BLIND BOLTS

G702A Lightweight Nut-Plate Riveter .....	3
G704B Lightweight CherryMAX® Riveter .....	4
G704B-SR and G704B-40SH Split Power Riveters .....	4
G746A CherryMAX® Riveter .....	5
G747 Lightweight CherryMAX® Riveter.....	5
Pulling Heads.....	6

## SECTION 2 – HYDRAULIC RETURN RIVETERS FOR LOCKBOLT AND BLIND-BOLT/MAXIBOLT INSTALLATION

G83A Lightweight Lockbolt Riveter.....	7
G84 Medium Duty Lockbolt Riveter .....	7
Pulling Heads for G83A and G84 Riveters.....	8
G84-LS Split Riveter.....	9
G87D Lockbolt Riveter .....	10
G85D-S Split Lockbolt Riveter.....	11

## SECTION 3 – DOUBLE ACTION RIVETERS FOR INSTALLING STANDARD CHERRYLOCK® FASTENERS

G700 Lightweight Double Action CherryLOCK® Riveter .....	12
G784 Double Action CherryLOCK® Riveter .....	13
G689 Double Action CherryLOCK® Riveter .....	14
G686B-S Split Double Action CherryLOCK® Riveter .....	15
G695B Right Angle Double Action CherryLOCK® Riveter .....	16

## SECTION 4 – MECHANICAL HAND POWERED RIVETERS

G27 CherryMAX® Hand Powered Riveter .....	17
G29 Nut Plate Hand Powered Riveter .....	18
G30 CherryLOCK® ‘A’ Hand Powered Riveter .....	18
G800 Lightweight Hand Riveter .....	19

## SECTION 5 – TOOL KITS

CherryMAX® Tool Kits .....	20
CherryLOCK® Tool Kits .....	21
Cherry Tool Accessories.....	21

## SECTION 6 ADAPTERS & EXTENSIONS

Riveter Adapters .....	22
Extensions .....	22

## SECTION 7 – TOOL SELECTION

Product Expert: <a href="http://www.cherryaerospace.com">www.cherryaerospace.com</a> .....	23
--	----

## SECTION 8 – WARRANTY INFORMATION

Limited Warranty .....	25
------------------------	----

## YOUR ADVANTAGE

For over 60 years, our tools have been specified and used by aircraft manufacturers and repair facilities throughout the world. Each fastening system is combined with a full range of tools to provide an overall systems approach that ensures optimum compatibility and consistent installation performance.

Used worldwide, our tools are CE Certified and manuals are currently available in multi-language versions. With our large global sales force, we can provide fastener and tool training at customer locations, training centers, etc. Our website at [www.cherryaerospace.com](http://www.cherryaerospace.com), provides a wealth of information, from distributors to procurement specifications, part number cross references and product documentation.

The latest tooling catalog may be downloaded from [www.cherryaerospace.com/docs/catalogs/CA-1001.pdf](http://www.cherryaerospace.com/docs/catalogs/CA-1001.pdf).

For more detailed tooling information together with dimensional data and up to date tool configuration, go to [www.cherryaerospace.com](http://www.cherryaerospace.com) by selecting “Tooling Manuals” from the “Technical” drop down menu. Cherry Technical Services may be reached via our main number 714-545-5511; we would be happy to assist you with tool selection, troubleshooting or respond to technical questions regarding our products.

## HOW TO USE THIS CATALOG

The first sections of this catalog (1 through 4) provide detailed technical information on our riveters. They are grouped by their capability and by their mounting system. All Riveters found in one Section may be used with any of the pulling heads listed at the end of the Section, giving the user many choices to cover a wide variety of fastener installations. For quick reference information, please refer to Section 6. Cross-reference guides allow easy selection of the appropriate tooling for each fastener product. If you already know which tool you need, simply go to the appropriate tool page in sections 1–4.

TO INSTALL:	USE TOOL:
CherryMAX® type blind rivets	G747, G704B, G746A, G800, G27, G83A, G84, G744*
SST® blind rivets	G747, G704B, G746A, G800, G27, G83A, G84
CherryMAX® ‘AB’ type blind rivets	G747, G704B, G746A, G800, G27, G83A, G84
CherryLOCK® rivets	G700, G784, G689, G686B-S, G695B*
CherryLOCK® ‘A’ rivets	G746A, G704B, G747, G800, G30
MBC® and MBC® lock creator rivets	G746A, G704B, G747, G800
MS type blind rivets	G704B, G746A, G747, G784, G689, G686B-S, G29
Nut-plate blind rivets	G747, G704B, G29, G746A, G702A
MAXIBOLT® blind bolts	G83A, G84, G84-LS, G87D, G800, G85D-S, G744*
Lockbolts	G83A, G84, G84-LS, G87D, G85D-S

\* Special order product.

An online tooling interactive database can be found on our website at [www.cherryaerospace.com/tooling](http://www.cherryaerospace.com/tooling). Just type in a Cherry or Industry/Customer part number for the fastener to install and a cross reference together with a list of compatible tools will be displayed


## REAL PERFORMANCE

Ergonomics is a leading issue in employee health. The design of installation tools from Cherry® Aerospace goes beyond simplistic labels. They offer real alternatives to heavy and/or bulky tools, providing safe and effective performance. The Cherry riveters have an all metallic construction using the best high strength materials available, able to operate reliably in the harshest environments. They are designed for long life, optimum productivity and ease of use. With easy air removal from the hydraulic system (bleeding), fully serviceable, our riveters will provide many years of reliable operation.

Extended length, right angle and offset pulling heads, as well as extensions and adaptors, extend the capabilities of these pulling heads for use across different riveters and in limited access areas. Split riveters, which separate the heavy-duty power unit from the tool head, utilize long hoses to allow installations with difficult access areas.

Replaceable Nosepieces make our pulling heads versatile, allowing the use of the same tool for many types and sizes of fasteners. They also reduce your procurement and maintenance costs.

Our installation tools provide the performance and benefits you need, retaining the value of your investment for years to come.



## Ergonomic Tool Selection Guide

(for detailed tooling recommendations go to [www.cherryaerospace.com/tooling](http://www.cherryaerospace.com/tooling))

Fasteners installed	Tool	Page No.
NAS9312 CherryMAX® rivets (-4, -5 and -6)	G747	5
CherryMAX® rivets (-8)	G83A	7
NAS1398/1399 “A” and “AB” code rivets	G746A	5
NAS1398/1399 “-” (-3 and -4)	G700	12
NAS1562 lockbolts (-4, -5, and -6)	G83A	7

## Split Riveters

Fasteners installed	Tool	Page No.
NAS9312 CherryMAX® rivets NAS1398/1399 “A” and “AB” code rivets	G704B-SR & G704B-40SH	4
NAS1398/1399/1738/1739 (“-” code) rivets	G686B-S	15
MAXIBOLT®, MAXIBOLT Plus® and CherryMAX® up to -8 diameter rivets	G84-LS	9
Single action blind fasteners and lockbolts up to -10 diameter	G85D-S	11

## Medium-Weight Tools

Fasteners installed	Tool	Page No.
NAS1398/1399/1738/1739 (“-” code) rivets	G784	13
MS21140/21141/90353/90354 single action blind bolts	G84	7

## Heavy-Weight Tools

Fasteners installed	Tool	Page No.
NAS Lockbolts	G87D	10

## Improved Safety and F.O.D. Control

The Cherry riveters are supplied with stem deflectors to protect the operator from the high velocity stems ejected during the tool operation. For FOD control, additional stem catcher bags (670A20) or a vacuum system (RIVAC® 2) may be purchased and fitted on our riveters. An integrated in-line air pressure regulator preset at 100 psi. protects our riveters from potentially dangerous air spikes.

# G702A Lightweight Nut-Plate Riveter


## DESCRIPTION

The G702A power tool is a pneumatic-hydraulic tool designed for, but not limited to, installation of nut-plate rivets.

Sold as GH702A this tool will also install a number of commercial fastener types and sizes. More information in the tool manuals (TM-G702A) on our website at [www.cherryaerospace.com](http://www.cherryaerospace.com) by selecting “Tooling Manuals” from the “Technical” drop down menu.

## SPECIFICATIONS


Air Pressure	90 psi (6,2 bar) min./110 psi (7,6 bar) max.
Stroke	0.75 inch (19,05 mm)
Pulling Force	1100 lbs (4,9 kN) @ 90 psi (6,2 bar)
Cycle Time	Approximately one second
Weight	3.5 lbs (1,59 kg)
Noise Level	71 dB (A)
Vibration	Less than 2.5 m/s <sup>2</sup>
Air Consumption	0.09 SCF/cycle (1,87 L/cycle)



## PULLING HEAD AVAILABILITY

### G702A Pulling Head

Pulling heads are not furnished with riveter and must be ordered separately.



Pulling Head	Rivet Type	Rivet Diameters	Type	Nosepiece*	Maximum Grip
H702-3NPR	Nut-Plate	-3 2.5 mm	Straight	728A9-3	-12
		-4 3.0 mm		728A9-104	
H702-3NPR	SPR®	-3	Straight	728A9-3	All grips

\* Both nosepieces included with pulling head.  
 More detailed information for these pulling heads may be found at More details about this tool can be found on our website at [www.cherryaerospace.com](http://www.cherryaerospace.com) by selecting “Tooling Manuals” from the “Technical” drop down menu.

## G704B Lightweight CherryMAX®

### Riveter

National Stock Number: 5130-01-393-1584

Military Part Number: M85188T2

#### DESCRIPTION

The G704B riveter is a medium duty, pneumatic-hydraulic tool designed, but not limited to, optimum installation of the CherryMAX fasteners. It features the “CherryMAX mounting system” supported by a wide variety of pulling heads and adapters supporting most of our blind fastening system.

More details about this tool can be found in the tool manual (TM-G704B) that may be accessed at [www.cherryaerospace.com](http://www.cherryaerospace.com) by selecting “Tooling Manuals” from the “Technical” drop down menu.

Please refer to the tables at the end of Section 1 for help selecting the proper pulling heads.

#### SPECIFICATIONS

Air Pressure	90 psi (6,2 bar) min. / 110 psi (7,6 bar) max.
Stroke	0.510 Inch (12,954 mm)
Pulling Force	3100 lbs (13,79 kN) @ 90 psi (6,2 bar)
Cycle Time	Approximately one second
Weight	4 1/4 lbs (1,93 kg)
Noise Level	71 dB (A)
Vibration	Less than 2.5 m/s <sup>2</sup>
Air Consumption	0.16 SCF/cycle (4,53 L/cycle)

## G704B-SR & G704B-40SH CherryMAX® Split Power Riveters

G704B-SR: National Stock No. 5130-01-237-0488

#### DESCRIPTION

G704B-SR and G704B-40SH are split versions of G704B. The benefit of the split riveters is the fact that the larger, heavier power unit is typically placed on the floor, away from the structure, allowing access in space constricted areas of the aircraft and providing a more ergonomic solution for the operator.

The main difference between G704B-SR and G704B-40SH is the length of the hose (3 feet and 8 feet respectively).


More details about this tool can be found in the tool manuals that may be accessed at [www.cherryaerospace.com](http://www.cherryaerospace.com) by selecting “Tooling Manuals” from the “Technical” drop down menu.

#### SPECIFICATIONS

Weight	4.5 lbs. (power unit only): (2,0 kg)
Stroke	0.518" (13,2 mm)
Pulling Capacity	3136 lbs. on 90 psi (13.9 kN)
Air Pressure	90-110 psi normal operating (6,2 – 7.6 bar) air pressure at inlet
Air Consumption	4 CFM of air at 20 cycles per min.
Noise Level	Does not exceed 85dB(A)
Pulling Heads	Straight, right angle, offset

#### PULLING HEAD AVAILABILITY

Pulling heads are not furnished with riveter and must be ordered separately.



## G746A CherryMAX® Riveter

National Stock Number: 5130-01-338-3403

### DESCRIPTION

The G746A riveter is a light duty/ long stroke, pneumatic-hydraulic tool designed, but not limited to, optimum installation of wiredraw (CherryMAX® 'AB', CherryLOCK®) fasteners. It features the "CherryMAX® mounting system" supported by a wide variety of pulling heads and adapters supporting most of our blind fastening system.


More details about this tool can be found in the tool manual (TM-G746A) that may be accessed at [www.cherryaerospace.com](http://www.cherryaerospace.com) by selecting "Tooling Manuals" from the "Technical" drop down menu.

### SPECIFICATIONS

Air Pressure	90 psi (6,2 bar) min./110 psi (7,6 bar) max.
Stroke	0.875 inch (22,23 mm)
Pulling Force	1850 lbs (8,23 kN) @ 90 psi (6,2 bar)
Cycle Time	Approximately one second
Weight	4-1/4 lbs (1,93 kg)
Noise Level	72 dB (A)
Vibration	less than 2.5 m/s <sup>2</sup>
Air Consumption	0.25 SCF/cycle (7,08 L/cycle)

### PULLING HEAD AVAILABILITY

Pulling heads are not furnished with riveter and must be ordered separately.



## G747 Lightweight CherryMAX® Riveter

National Stock Number: 5130-01-044-7206

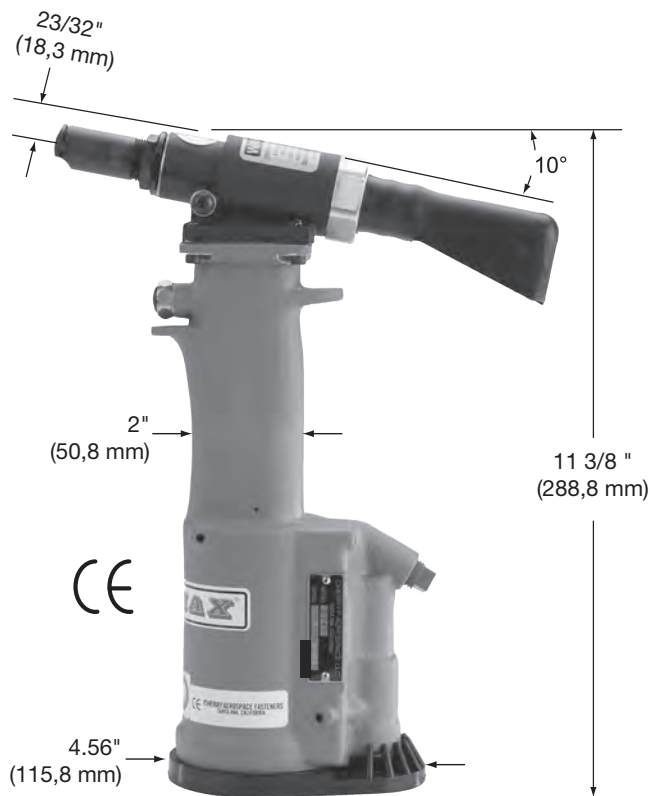
### DESCRIPTION

The G747 riveter is a compact, light duty, pneumatic-hydraulic tool designed, but not limited to, optimum installation of CherryMAX fasteners. It features the "CherryMAX mounting system" supported by a wide variety of pulling heads and adapters supporting most of our blind fastening system.

More details about this tool can be found in the tool manual (TM-G747) that may be accessed at [www.cherryaerospace.com](http://www.cherryaerospace.com) by selecting "Tooling Manuals" from the "Technical" drop down menu.


### SPECIFICATIONS

Air Pressure	90 psi (6,2 bar) min./110 psi (7,6 bar) max.
Stroke	0.437 inch (11,1 mm)
Pulling Force	2100 lbs (9,34 kN) @ 90 psi (6,2 bar)
Cycle Time	Approximately one second
Weight	3.5 lbs (1,59 kg)
Noise Level	71 dB (A)
Vibration	less than 2.5 m/s <sup>2</sup>
Air Consumption	0.09 SCF/cycle (2,55 L/cycle)



## PULLING HEADS AVAILABLE FOR THE SECTION 1 RIVETERS


Pulling heads are not furnished with riveter and must be ordered separately. More detailed information for these pulling heads may be found at More details about this tool can be found on our website at [www.cherryaerospace.com](http://www.cherryaerospace.com) by selecting “Tooling Manuals” from the “Technical” drop down menu.




**H701B-456 Straight**  
NSN5130-01-393-2927  
Military Part Number M85188S1



**H747-456 STRAIGHT**



**H753A-456 RIGHT ANGLE**  
NSN5130-01-393-2926  
Military Part Number M85188S2



**H782 OFFSET**



**H781A-456 OFFSET**

## PULLING HEADS

Pulling Head	Type	Adaptor	Fastener Installed <sup>1</sup>	
			Rivet Type	Diameters
H701B-456 H747-456 <sup>1</sup>	Straight	—	CherryMAX®	-4, -5, -6
		—	CherryMAX® ‘AB’	-4, -5, -6 <sup>3</sup>
		—	MBC® L/C	-4, -5, -6
		—	SST®	-4, -5, -6
H753A-456 <sup>1</sup>	Right Angle	—	CherryMAX®	-4, -5, -6
		—	CherryMAX® ‘AB’	-4, -5, -6 <sup>3</sup>
		—	SST®	-4, -5, -6
		—	CherryMAX®	-4, -5, -6
H781A-456 H782 <sup>1</sup>	Offset	—	CherryMAX® ‘AB’	-4, -5, -6
		—	SST®	-4, -5, -6
		—	CherryMAX®	-4, -5, -6
H747-3A, -4A, -5A, -6A	Straight	—	CherryLOCK® ‘A’	-3, -4, -5, -6
H9015-3C, -4C, -5C, -6C	Straight	704A9	MS/Nutplate Rivets	-3, -4, -5, -6
H746-4MBC, -5 MBC, -6MBC	Straight	—	Std. MBC®	-4, -5, -6
H704-()NP	Straight	—	Rivetless NutPlate	See Page 25
H704-()NPC	Straight	—	Rivetless Nutplates for Composite Structures	See Page 25

## RIVETER GRIP CAPABILITY<sup>4</sup>

Fastener Type	Riveter Model				
	G704B	G704-SH	G704-SR	G747	G746A
CherryMAX®	All Grips	All Grips	All Grips	All Grips	All Grips
CherryMAX® AB	-05	-05	-05	-04	-09
CherryLOCK® “A”	-05	-05	-05	-04	-09
Standard MBC® and MBC® L/C	5 <sup>5</sup>	5 <sup>5</sup>	5 <sup>5</sup>	4 <sup>5</sup>	All Grips
SST®	All Grips	All Grips	All Grips	All Grips	All Grips
MS/Nutplate Rivets	-05	-05	-05	-04	All Grips
MAXIBOLT® Both Types (U and S)	All Grips	All Grips	All Grips	All Grips	All Grips <sup>2</sup>
Rivetless NutPlate	All Grips	All Grips	All Grips	—	—

### Notes:

- See Pulling Head Tool Sheet for other configurations and fastener capabilities.
- G746A is only recommended for -4 and -5 diameter MAXIBOLT® fasteners due to power limitations.
- H747-456, H753A-456 and H782 can to be re-configured in order to install -6” aluminum fasteners; more information at [www.cherryaerospace.com](http://www.cherryaerospace.com) by selecting “Tooling Manuals” from the “Technical” drop down menu.
- Grip capability may be extended by “double stroking”.
- Grip as identified by NAS1719, NAS1720, and NAS1721 (see Standards Page for the fastener to be installed).



# G83A Lightweight Lockbolt Riveter

## DESCRIPTION


G83A is a lightweight pneumatic-hydraulic riveter with hydraulic piston return designed, but not limited to installation of Lockbolt and Blind Bolt type fasteners. This tool is equipped with a bayonet mounting system, common for G83A and G84 (compatible to Huck 230, 362 models). This new version of our G83 has an improved hydraulic piston return system and it is based on the popular G704B power unit, simplifying logistics for tool repair and maintenance.

More details about this tool can be found in the tool manual (TM-G83A) that may be accessed at [www.cherryaerospace.com](http://www.cherryaerospace.com) by selecting “Tooling Manuals” from the “Technical” drop down menu.

Please refer to the tables opposite for the correct pulling head choice for your application.

## SPECIFICATIONS

Air Pressure	90 psi (6,2 bar) min./110 psi (7,6 bar) max.
Stroke	0.437 inch (11,1 mm)
Pulling Force	3,750 lbs. (16,7 kN) @ 90 psi (6,2 bar), 800 lbs. (3,56 kN) on return stroke
Cycle Time	Approximately one second
Weight	4.95 lbs. (2,25 kg)
Noise Level	78.4 dB (A)
Vibration	less than 2.5 M/S2
Air Consumption	0.16 SCF/cycle (4,53 L/cycle)



# G84 Medium Duty Lockbolt Riveter

## DESCRIPTION


G84 is a medium duty pneumatic-hydraulic riveter with hydraulic piston return designed, but not limited to installation of Lockbolt and Blind Bolt type fasteners. This tool is equipped with a bayonet mounting system, common for G83A and G84 (compatible to Huck 230, 362 models).

More details about this tool can be found in the tool manual (TM-G84) that may be accessed at [www.cherryaerospace.com](http://www.cherryaerospace.com) by selecting “Tooling Manuals” from the “Technical” drop down menu.

Please refer to the tables opposite for the correct pulling head choice for your application.

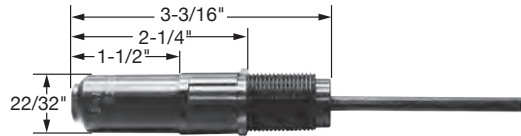
## SPECIFICATIONS

Air Pressure	90 psi (6,2 bar) min./110 psi (7,6 bar) max.
Stroke	0.562 inch (14,3 mm)
Pulling Force	5,750 lbs. (25,6 kN) @ 90 psi (6,2 bar), 1200 lbs. (5,34 kN) on return stroke
Weight	7.70 lbs. (3,5 kg)
Noise Level	dB (A)
Vibration	less than 2.5 M/S2
Air Consumption	0.29 SCF/cycle (8,21L/cycle)



## PULLING HEADS AVAILABLE FOR THE G83A & G84 RIVETERS

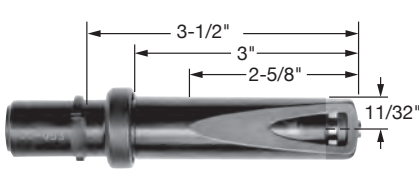
Pulling heads are not furnished with riveter and must be ordered separately.




H1900-456 Straight Pulling Head



744-300 Adapter



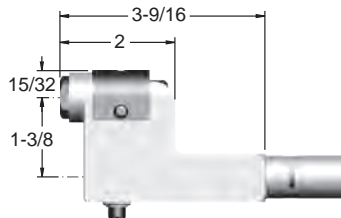
H513SRC-06-35 Straight Pulling Head



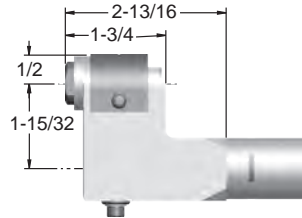
H84B-568 Straight Pulling Head




H84A-8 Straight Pulling Head



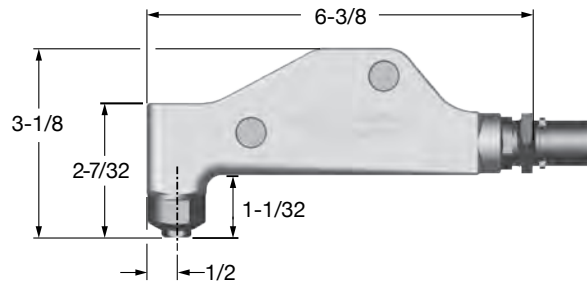
H563-4B, H563-5B, H563-6B Offset Pulling Head



H562-6B, H562-8B Offset Pulling Head



H856-6MB Offset Pulling Head



H829-56MBPS Right Angle Pulling Head

### Pulling Heads for G83A/G84 tools

Fastener Type	Pulling Head Type	Tool Part Number		Adaptor	Diameter
		MAXIBOLT® S TYPE	MAXIBOLT® U TYPE		
MAXIBOLT®	Straight	H83B-5MB	H83B-5MBU	None	-05
		H83B-6MB	H83B-6MBU	None	-06
		H84A-8MB	H84A-8MBU	None	-08
		H856-6MB	H856-6MB + 856-003	744-200	-06
	Right Angle	H829-5MB	H829-5MBU	None	-50
		H829-6MB	H829-6MBU	None	-06
		H829-8MB	H829-8MBU	None	-08
Lockbolt	Straight	H513, H513S, H513SR		None	-4, -5, -6, -8
		H563-4B/5B/6B		None	-4, -5, -6
		H562-6B/8B		744-100	-6, -8
MAXIBOLT PLUS®	Straight	H84B-568*		None	-5, -6, -8
	Right Angle	H829-56MBPS		None	-5, -6
NAS1919/1921	Straight	H1900-456		None	-4, -5, -6
CherryMAX®	Straight	H84A-8		None	-8
	Right Angle	H829-8		None	-5, -6, -8
CherryMAX® 'AB', CherryLOCK® 'A'	Straight	H84-8CLA		None	-8

### Adapters for G83A/G84 tools

Adapter*	To Adapt to Tool Mounting System
744-100	G85D-S/G87D
744-200	G744
744-300	G704B/G747/G746A

\* Requires removal of bayonet mount

Other pulling heads may be used with the help of the adapters given above.

More details about these pulling heads may be found on our website at [www.cherryaerospace.com](http://www.cherryaerospace.com) by selecting "Tooling Manuals" from the "Technical" drop down menu.


# G84-LS Split Riveter

## DESCRIPTION

G84-LS is a split version of the G84 riveter designed for access in hard to access structures. As such, it features an offset piston design and a mounting system different than the standard bayonet mount found on the G83A / G84 riveters. For more flexibility, the design allows for straight (in-line) and pistol grip configuration of the hand held unit.

A full range of adapters to our most common mounting systems is available, making this tool compatible with virtually all the Cherry pulling heads and attachments.

More details about this tool can be found in the tool manual (TM-G84-LS) that may be accessed on our website at [www.cherryaerospace.com](http://www.cherryaerospace.com) by selecting “Tooling Manuals” from the “Technical” drop down menu.



## SPECIFICATIONS

Air Pressure	90 psi (6,2 bar) min./110 psi (7,6 bar) max. at tool
Stroke	0.530 inch (13,5 mm)
Pulling Force	5,700 lbs. (25,32 kN) @ 90 psi (6,2 bar)
Weight	Total: 11.8 lbs. (5,35 kg); head only: 2.0 lbs. (0,91 kg)
Noise Level	66.5 dB (A)
Vibration	4.0 m/s <sup>2</sup>
Air Consumption	0.34 SCF/cycle (9,63 L/cycle)

## PULLING HEAD AVAILABILITY\*

Pulling heads for the G84-LS or comparable riveters will fit directly with no adaptation required. For other Cherry mount systems, the following adaptors are required:

Adapter*	To Adapt to Tool Mounting System
744-500	Cherry G744 mount
744-600	Cherry G704B/G747/G746A
744-700	Cherry G83A/G84 Bayonet
744-800	Adaptor to H84B-568

\*Pulling Heads and adaptors are not furnished with riveter and must be ordered separately.

Contact Cherry Aerospace Technical Services for more information on Pulling Head selection.

For more information, visit our website at [www.cherryaerospace.com](http://www.cherryaerospace.com) by selecting “Tooling Manuals” from the “Technical” drop down menu.



# G87D Lockbolt Riveter

National Stock Number: 5130-00-760-1360

## DESCRIPTION

G87D is a heavy duty pneumatic-hydraulic riveter with hydraulic piston return designed, but not limited to, installation of Lockbolt and Blind Bolt type fasteners.

This tool is equipped with a large bayonet mounting system common with G85D-S (compatible with the Huck 353 model).

More details about these pulling heads may be found on our website at [www.cherryaerospace.com](http://www.cherryaerospace.com) by selecting "Tooling Manuals" from the "Technical" drop down menu.

## SPECIFICATIONS

Air Pressure	90 psi (6,2 bar) min./110 psi (7,6 bar) max.
Stroke	0.562 inch (14,3 mm)
Pulling Force	9,500 lbs. (42,3 kN) @ 90 psi (6,2 bar),
Weight	10.75 lbs. (4,875 kg)
Noise Level	74.2 dB (A)
Vibration	less than 2.5 m/s <sup>2</sup>
Air Consumption	0.60 SCF/cycle (17 L/cycle)

## PULLING HEAD AVAILABILITY

Pulling heads are not furnished with riveter and must be ordered separately.

### G87D Pulling Head Selection Chart

Lockbolt Dia.	Length from Tool Face (except column 3)	Short Pintail	1. Straight Nose		2. Chisel Nose		3. Offset
			Swivel	Swivel Self-Releasing	Swivel	Swivel Self-Releasing	
-4	2"	H513-04-20*	—	—	—	—	H563-4B*
	3-1/2"	H513-04-35*	—	—	—	—	H563SP-4B*
-5	2"	—	H513S-05-20*	H513SR-05-20*	H513SRC-05-20*	—	H563-5B*
	3-1/2"	H513-05-35*	H513S-05-35	H513SR-05-35	H513SRC-05-35*	—	H563SP-5B
-6	2"	H513-06-20*	H513S-06-20*	H513SR-06-20*	H513SRC-06-20*	—	H563-6B*
	2-3/8"	—	H513S-06-24	H513SR-06-24	—	—	H562-6B
	3-1/2"	—	H513S-06-35*	H513SR-06-35*	H513SRC-06-35*	—	H563SP-6B*
	4-13/16"	—	H513S-06-48	H513SR-06-48	—	—	—
	6"	H513-06-60*	—	—	—	—	—
-8	2-3/8"	—	H513S-08-24	H513SR-08-24	—	—	H562-8B
	3-1/2"	H513-08-35*	H513-08-35*	—	—	—	—
	4-13/16"	—	H513S-08-48	H513SR-08-48	H513SRC-08-48	—	—
-10	2-11/16"	—	H513S-10-27	H513SR-10-27	—	—	—
	4-3/16"	—	H513S-10-42	H513SR-10-42	—	—	—
-12	2-11/16"	—	H513S-12-27	H513SR-12-27	—	—	—
	4-3/16"	—	H513S-12-42	H513SR-12-42	—	—	—


\*These parts require the 552 adapter when used on Cherry G87D, G85D or Huck®353. Parts with an asterisk fit directly on the Cherry G83A or Huck®352 tools.

NOTES: Parts with no asterisk fit directly on Cherry G87D, G85D and Huck®353 tools.

After the H513 in part numbers, S = Swivel, R = Self Releasing C = Chisel Nose

Straight Lockbolt pulling head part numbers indicate pulling head length and diameter. Example: In Part No. H513-05-35 the -05 indicates -5 diameter and -35 indicates that the pulling head extends 3.5" beyond gun line.

After H563, SP = Short Pintail



### CherryMAX® Pulling Heads & Adapter\*\*

	Part No.	CherryMAX® Diameter	Adapter
Straight	H84A-8	-8	552
Offset	H827-8	-8	560-070
Right Angle	H829-8	-8	552

### MAXIBOLT® Pulling Heads & Adapter

	Part No.	MAXIBOLT® Diameter	Adapter
Straight Pulling Head	H652-8MB	-8	—
	H83B-5MB	-5	552
	H83B-5MBU	-5	552
	H83B-6MB	-6	552
	H83B-6MBU	-6	552
Head	H84A-8MB	-8	552
	H84A-8MBU	-8	552
	H744-5MB	-5	560-070
	H744-6MB	-6	560-070
Offset	H856-6MB	-6	560-070
Right Angle	H829-5MB	-5	552
	H829-5MBU	-5	552
	H829-6MB,	-6	552
	H829-6MBU	-6	552
	H829-8MB	-8	552
	H829-8MBU	-8	552

\*\* CherryMAX® adapter and pulling heads can install CherryMAX®, CherryMAX® 'AB', and SST® rivets.

# G85D-S Split Lockbolt Riveter

## DESCRIPTION

G85D-S is a split version of G87D. The benefit of the split configuration is the fact that the larger, heavier power unit may be placed on the floor, away from the structure, allowing access in space constricted areas of the aircraft and providing a more ergonomic solution for the operator.

This tool is equipped with a large bayonet mounting system common with G87D (compatible with the Huck 353 model).

More details about this tool can be found in the tool manual (TM-G85D-S) that may be accessed on our website at [www.cherryaerospace.com](http://www.cherryaerospace.com) by selecting "Tooling Manuals" from the "Technical" drop down menu.

## SPECIFICATIONS

Air Pressure	90 psi (6,2 bar) min./110 psi (7,6 bar) max. at tool
Stroke	0.720 in. (18,3 mm)
Pulling Force	7,000 lbs. (31,1 kN) @ 90 psi (6,2 bar)
Weight	Total: 19.3 lbs. (8,75 kg), Head only: 4.3 lbs. (1,95 kg)
Noise Level	76.7 dB (A)
Vibration	less than 2.5 m/s <sup>2</sup>
Air Consumption	0.27 SCF/cycle (7,65 L/cycle)

## PULLING HEAD AVAILABILITY

Pulling heads are not furnished with riveter and must be ordered separately.

### G85D-S Lockbolt Pulling Head Selection Chart

Lockbolt Dia.	Length from Tool Face (except column 3)	Short Pintail	1. Straight Nose		2. Chisel Nose	3. Offset
			Swivel	Swivel Self- Releasing	Swivel Self- Releasing	
-4	2"	H513-04-20*	—	—	—	H563-4B*
	3-1/2"	H513-04-35*	—	—	—	H563SP-4B*
-5	2"	—	H513S-05-20*	H513SR-05-20*	H513SRC-05-20*	H563-5B*
	3-1/2"	H513-05-35*	H513S-05-35	H513SR-05-35	H513SRC-05-35*	H563SP-5B
-6	2"	H513-06-20*	H513S-06-20*	H513SR-06-20*	H513SRC-06-20*	H563-6B*
	2-3/8"	—	H513S-06-24	H513SR-06-24	—	H562-6B
	3-1/2"	—	H513S-06-35*	H513SR-06-35*	H513SRC-06-35*	H563SP-6B*
	4-13/16"	—	H513S-06-48	H513SR-06-48	—	—
	6"	H513-06-60*	—	—	—	—
-8	2-3/8"	—	H513S-08-24	H513SR-08-24	—	H562-8B
	3-1/2"	H513-08-35*	H513S-08-35*	—	H513SRC-08-48	—
	4-13/16"	—	H513S-08-48	H513SR-08-48	—	—
-10	2-11/16"	—	H513S-10-27	H5 cxcx 13SR-	—	—
	4-3/16"	—	H513S-10-42	H513SR-10-27	—	—
				H513SR-10-42	—	—
-12	2-11/16"	—	H513S-12-27	H513SR-12-27	—	—
	4-3/16"	—	H513S-12-42	H513SR-12-42	—	—

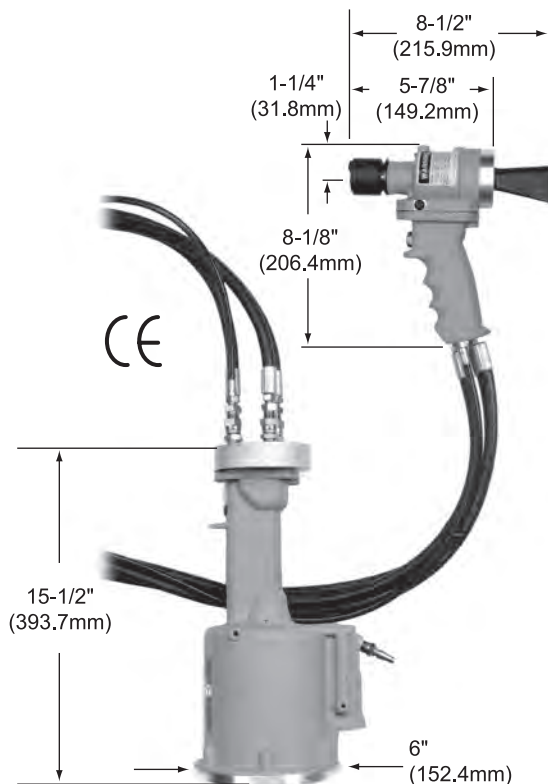
\*These parts require the 552 adapter when used on Cherry G87D, G85D or Huck®353. Parts with an asterisk fit directly on the Cherry G83A or Huck®352 tools.

NOTES:  
In pulling head part numbers:  
S = Swivel  
R = Self Releasing  
C = Chisel Nose  
SP = Short Pintail

Straight Lockbolt pulling head part numbers indicate pulling head length and diameter. Example: In Part No. H513-05-35 the -05 indicates -5 diameter and -35 indicates that the pulling head extends 3.5" beyond gun line.

CherryMAX®, CherryLOCK®, MBC®, MAXIBOLT®, SST® and SPR® are trademarks of Cherry Aerospace, Huck® is a registered trademark of Huck International Inc.

More details about these pulling heads can be found in the tool sheets available on our website at: [www.cherryaerospace.com](http://www.cherryaerospace.com) by selecting "Tooling Manuals" from the "Technical" drop down menu.



# G700 Lightweight Double Action CherryLOCK® Riveter

## DESCRIPTION

G700 is a lightweight double action pneumatic-hydraulic riveter designed for installation of the -3 and -4 diameter CherryLOCK® Wiredraw rivets.

It has a custom mounting system only compatible with double action pulling heads (H681).

More details about this tool can be found in the tool manual (TM-G700) that may be accessed on our website at [www.cherryaerospace.com](http://www.cherryaerospace.com) by selecting “Tooling Manuals” from the “Technical” drop down menu.

## SPECIFICATIONS

Air Pressure	90 psi (6,2 bar) min./110 psi (7,6 bar) max.
Stroke	0.906" (23 mm)
Pulling Force	1220 lbs. (5,4 KN) @ 90 psi (6,2 Bar)
Weight	5.75 lbs. (2,6 Kg)
Noise Level	<69 dB(A)
Vibration	Less than 2.5m/s <sup>2</sup>
Air Consumption	0.25 SCF/Cycle (7,08 L/cycle)

## PULLING HEAD AVAILABILITY

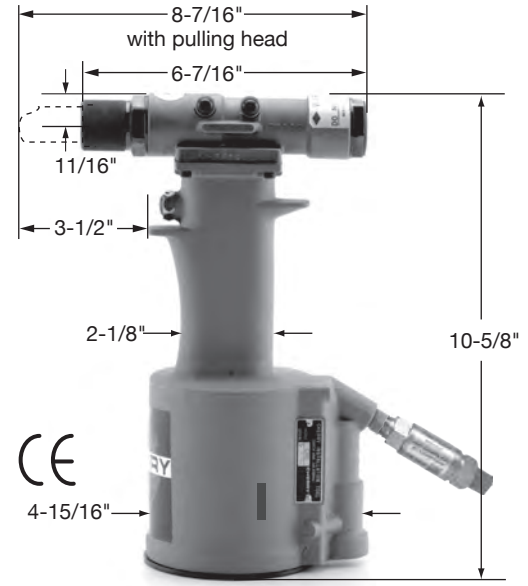
Pulling heads are not furnished with riveter and must be ordered separately.

### Standard Wiredraw Cherrylock Rivets (NAS1398 & NAS1399)

Rivet Dia.	Tool P/N	Aluminum & Monel		Stainless Steel		Tool P/N	Aluminum & Monel	Stainless
		Univ. Head	Flush Head	Univ. Head	Flush Head		Flush Head (NAS1097)	Flush Head (NAS1097)
-3	H681-3C	—	—	All Grips	All Grips	—	—	—
-4	H681-4C	All Grips	All Grips	All Grips	All Grips	H681-4S	All Grips	All Grips

### Bulb Type Cherrylock Rivets (NAS1738 & NAS1399)

Rivet Dia.	Tool P/N	CR2249	CR2238	Tool P/N	CR2540	Tool P/N	CR2235
		Univ. Head	Flush Head		CR2839		CR2838
-4	H681-4C	All Grips	All Grips	H681-4F	All Grips	H681B166-4	All Grips



# G784 Double Action CherryLOCK® Riveter

National Stock Number: 5130-00-935-4681

## DESCRIPTION

G784 is a medium duty double action pneumatic-hydraulic riveter designed for installation of the double action CherryLOCK® Wiredraw rivets.

It has a custom mounting system only compatible with double action pulling heads (H681), but with proper adapters it can be used with other front or side eject pulling heads.


More details about this tool can be found in the tool manual (TM-G784) that may be accessed on our website at [www.cherryaerospace.com](http://www.cherryaerospace.com) by selecting “Tooling Manuals” from the “Technical” drop down menu.

## SPECIFICATIONS

Air Pressure	90 psi (6,2 bar) min./110 psi (7,6 bar) max.
Stroke	0.875 inch (22,2 mm)
Pulling Force	2,600 lbs. (11,57 kN) @ 90 psi (6,2 bar),
Weight	8 lbs. (3,63 kg)
Noise Level	69.7 dB (A)
Vibration	less than 2.5 m/s <sup>2</sup>
Air Consumption	0.27 SCF/cycle (7,65 L/cycle)

## PULLING HEAD AVAILABILITY

Pulling Heads are not furnished with riveter and must be ordered separately.



## Standard Wiredraw Cherrylock Rivets (NAS1398 & NAS1399)

Rivet Dia.	Tool P/N	Aluminum & Monel		Stainless Steel		Tool P/N	Aluminum & Monel Head (NAS1097)	Stainless Steel Head (NAS1097)
		Univ. Head	Flush Head	Univ. Head	Flush Head			
-3	H681-3C	—	—	All Grips	All Grips	—	—	—
-4	H681-4C	All Grips	All Grips	All Grips	All Grips	H681-4S	All Grips	All Grips
-5	H681-5C	up to -08	up to -09	up to -08	up to -09	H681-5S	up to -09	up to -09
-6	H681-6C	up to -08	up to -09	up to -08	up to -09	H681-6S	up to -09	—
-8	H681-8C	up to -08	up to -09	—	—	H681-8S	up to -09	—

## Bulb Type Cherrylock Rivets (NAS1738 & NAS1399)

Rivet Dia.	Tool P/N	Univ. Head	CR2238 CR2248 CR2538 CR2838 CR2838 CR2838	Tool P/N	CR2540 CR2840 156° Flush	Tool P/N	CR2235 CR2245 CR2545 CR2845 Unisink
-5	H681-5C	All Grips	All Grips	H681-5F	All Grips	H681B166-5	All Grips
-6	H681-6C	All Grips	All Grips	H681-6F	All Grips	H681B166-6	All Grips

## Other Pulling Heads for G784 Tool

Pulling Head	Type	Adapter	Rivet Type	Rivet Dia.	Max Grip
H9055-3	Straight	680B46	CherryLOCK® 'A'	-3	All
H9055-4				-4	8, 9*
H9055-5				-5	8, 9*
H9055-6				-6	8, 9*
H9015-3C				Straight	680B46
H9015-4C	-4	All			
H9015-5C	-5	All			
H9015-6C	-6	All			
H9040-4C	Straight	680B57	MS	-4	All
H9040-5C				-5	All
H9040-6C				-6	All
H680B200A	Straight		CherryMAX®	-4	All
				-5	All
				-6	All
H781A-456	Offset	680B205	CherryMAX®	-4	All
				-5	All
				-6	All
H753A-456	Right Angle	680B205	CherryMAX®	-4	All
				-5	All
				-6	All

\*8 grip for protruding head, 9 grip for countersunk head.

For more information, visit our website at [www.cherryaerospace.com](http://www.cherryaerospace.com) by selecting “Tooling Manuals” from the “Technical” drop down menu.

# G689 Double Action CherryLOCK® Riveter

## DESCRIPTION

G689 is a heavy duty double action pneumatic-hydraulic riveter designed for installation of CherryLOCK® Wiredraw rivets.

This tool is equipped with a custom mounting system only compatible with double action pulling heads (H681), but with proper adapters it can be used with other front or side eject pulling heads.


More details about this tool can be found in the tool manual (TM-G689) that may be accessed on our website at [www.cherryaerospace.com](http://www.cherryaerospace.com) by selecting “Tooling Manuals” from the “Technical” drop down menu.

## SPECIFICATIONS

Air Pressure	90 psi (6,2 bar) min./110 psi (7,6 bar) max.
Stroke	1.475 inch (37,47 mm)
Pulling Force	3,800 lbs. (16,9 kN) @ 90 psi (6,2 bar)
Weight	12.85 lbs. (5,90 kg)
Noise Level	74.1 dB (A)
Vibration	less than 2.5 m/s <sup>2</sup>
Air Consumption	0.50 SCF/cycle (14,2 L/cycle)

## PULLING HEAD AVAILABILITY

Pulling heads are not furnished with riveter and must be ordered separately.



## Standard Wiredraw Cherrylock Rivets (NAS1398 & NAS1399)

Rivet Dia.	Tool P/N	Aluminum & Monel		Stainless Steel		Tool P/N	Aluminum & Monel Head (NAS1097)	Stainless Steel Head (NAS1097)
		Univ. Head	Flush Head	Univ. Head	Flush Head			
-3	H681-3C	—	—	All Grips	All Grips	—	—	—
-4	H681-4C	All Grips	All Grips	All Grips	All Grips	H681-4S	All Grips	All Grips
-5	H681-5C	All Grips	All Grips	All Grips	All Grips	H681-5S	All Grips	All Grips
-6	H681-6C	All Grips	All Grips	All Grips	All Grips	H681-6S	All Grips	All Grips
-8	H681-8C	All Grips	All Grips	All Grips	All Grips	H681-8S	All Grips	All Grips

## Bulb Type Cherrylock Rivets (NAS1738 & NAS1399)

Rivet Dia.	Tool P/N	CR2238		Tool P/N	CR2540	Tool P/N	CR2235
		Univ. Head	Flush Head				
-4	H681-4C	All Grips	All Grips	H681-4F	All Grips	H681B166-4	All Grips
-5	H681-5C	All Grips	All Grips	H681-5F	All Grips	H681B166-5	All Grips
-6	H681-6C	All Grips	All Grips	H681-6F	All Grips	H681B166-6	All Grips

## Other Pulling Heads for G689 Tool

Pulling Head	Type	Adapter	Rivet Type	Rivet Dia.	Max Grip
H9015	Straight	680B46	MS	-3 -4 -5 -6	All
H9055	Straight	680B46	CherryLOCK® 'A'	-3 -4 -5 -6	All
H9040	Straight	680B57	MS	-3 -4 -5 -6	All
H781A-456	Offset	680B205	CherryMAX®	-4 -5 -6	All
H753A-456	Rt. Angle	680B205	CherryMAX®	-4 -5 -6	All
H680B200A	Straight	—	CherryMAX®	-4 -5 -6	All
H680B208	Straight	—	CherryMAX®	1/4	All

For more information, visit our website at [www.cherryaerospace.com](http://www.cherryaerospace.com) by selecting the “Tooling Manuals” from the “Technical” drop down menu.



# G686B-S Split Double Action CherryLOCK® Riveter


National Stock Number:  
NSN 3448-01-036-3402

## DESCRIPTION

G686B-S is a split version of G689. This riveter is designed for installation of the double action CherryLOCK® Wiredraw rivets. The benefit of the split configuration is the fact that the larger, heavier power unit may be placed on the floor, away from the structure, allowing access in space constricted areas of the aircraft and providing a more ergonomic solution for the operator.

This tool is equipped with a custom mounting system only compatible with double action pulling heads (H681), but with proper adapters it can be used with other front or side eject pulling heads.

More details about this tool can be found in the tool manual (TM-G686B-S) that may be accessed on our website at [www.cherryaerospace.com](http://www.cherryaerospace.com) by selecting “Tooling Manuals” from the “Technical” drop down menu.



## SPECIFICATIONS

Air Pressure	90 psi (6,2 bar) min./110 psi (7,6 bar) max.
Stroke	1.437 inch (36,5 mm)
Pulling Force	2,600 lbs. (11,57 kN) @ 90 psi (6,2 bar)
Weight	Total: 17 lbs. (7,71 kg) Head Only: 5.0 lbs. (2,27 kg)
Noise Level	74.5 dB (A)
Vibration	less than 2.5 m/s <sup>2</sup>
Air Consumption	0.5 SCF/cycle (14,2 L/cycle)

## PULLING HEAD AVAILABILITY

Pulling heads are not furnished with riveter and must be ordered separately.

### Standard Wiredraw Cherrylock Rivets (NAS1398 & NAS1399)

Rivet Dia.	Tool P/N	Aluminum & Monel		Stainless Steel		Tool P/N	Aluminum & Monel Head (NAS1097)	Stainless Steel Head (NAS1097)
		Univ. Head	Flush Head	Univ. Head	Flush Head			
-3	H681-3C	—	—	All Grips	All Grips	—	—	—
-4	H681-4C	All Grips	All Grips	All Grips	All Grips	H681-4S	All Grips	All Grips
-5	H681-5C	All Grips	All Grips	up to -08	up to -09	H681-5S	All Grips	All Grips
-6	H681-6C	All Grips	All Grips	up to -08	up to -09	H681-6S	All Grips	All Grips
-8	H681-8C	Up to -16	Up to -17	—	—	H681-8S	All Grips	All Grips

### Bulb Type Cherrylock Rivets (NAS1738 & NAS1399)

Rivet Dia.	Tool P/N	Univ. Head	CR2238 CR2248 CR2538 CR2838 Flush Head	Tool P/N	CR2235 CR2245 CR2545 CR2845 Unisink
-4	H681-4C	All Grips	All Grips	All Grips	All Grips
-5	H681-5C	All Grips	All Grips	All Grips	All Grips
-6	H681-6C	All Grips	All Grips	All Grips	All Grips

### Other Pulling Heads for G686B-S Tool

Pulling Head	Type	Adapter	Rivet Type	Rivet Dia.	Max Grip
H9055-3	Straight	680B46	CherryLOCK® 'A'	-3	All
H9055-4				-4	8, 9
H9055-5				-5	8, 9
H9055-6				-6	8, 9
H9015-3C	Straight	680B46	MS	-3	All
H9015-4C				-4	All
H9015-5C				-5	All
H9015-6C				-6	All
H9040-4C	Straight	680B57	MS	-4	All
H9040-5C				-5	All
H9040-6C				-6	All
H680B200A	Straight	—	CherryMAX®	-4	All
				-5	All
				-6	All
H781A-456	Offset	680B205	CherryMAX®	-4	All
H782				-5	All
				-6	All
H753A-456	Rt. Angle	680B205	CherryMAX®	-4	All
				-5	All
				-6	All

For more information, visit our website at [www.cherryaerospace.com](http://www.cherryaerospace.com) by selecting “Tooling Manuals” from the “Technical” drop down menu.

# G695B Right Angle Double Action CherryLOCK® Riveter

National Stock Number: 5130-00-435-5689

## DESCRIPTION

G695B is a split double action pneumatic-hydraulic riveter designed for access in limited access areas. It is designed for installation of the double action CherryLOCK® Wiredraw rivets. The compact right angle active area is placed at the front of the hand held unit.

The benefit of the split configuration is the fact that the larger, heavier power unit may be placed on the floor, away from the structure, allowing access in space constricted areas of the aircraft and providing a more ergonomic solution for the operator.

This tool is equipped with a custom mounting system only compatible with special double action pulling heads (H690).

More details about this tool can be found in the tool manual (TM-G695) that may be accessed on our website at [www.cherryaerospace.com](http://www.cherryaerospace.com) by selecting “Tooling Manuals” from the “Technical” drop down menu.”

## SPECIFICATIONS

Air Pressure	90 psi (6,2 bar) min./110 psi (7,6 bar) max.
Stroke	0.625" (15,8 mm)
Pulling Force	2000 lbs ((8,9 kN) @ 90 psi (6,2 Bar)
Total weight	17 Lbs (7,7 kg)
Hand Unit weight	8 Lbs (3,63 kg)
Noise Level	74.1 dB(A)
Vibration	Less than 2.5 m/s <sup>2</sup>
Air Consumption	0.50 SCF/cycle (14,2 L/cycle)

## PULLING HEAD AVAILABILITY

Pulling heads are not furnished with riveter and must be ordered separately.

### Standard Wiredraw Cherrylock Rivets (NAS1398 & NAS1399)

Rivet Dia.	Tool P/N	CR2163 CR2263 CR2563 CR2643 CR2653 CR2663 Univ. Head	Tool P/N	CR2162 CR2262 CR2562 CR2642 CR2652 CR2662 Flush Head
-4	H690-4U	up to -04	H690-4C	up to -05
-5	H690-5U	up to -04	H690-4C	up to -05
-6	H690-6U	up to -04	H690-4C	up to -05
-8	H690-8U	up to -04	H690-4C	up to -05

### Bulb Type Cherrylock Rivets (NAS1738 & NAS1399)

Rivet Dia.	Tool P/N	CR2249 CR2539 CR2839 Univ. Head	Tool P/N	CR2238 CR2248 CR2538 CR2838 Flush Head
-4	H690-4U	All Grips	H690-4C	All Grips
-5	H690-5U	All Grips	H690-5C	All Grips
-6	H690-6U	All Grips	H690-6C	All Grips

For more information, visit our website at [www.cherryaerospace.com](http://www.cherryaerospace.com) by selecting “Tooling Manuals” from the “Technical” drop down menu.



## HAND POWERED RIVETERS

The hand powered riveters are compact tools that do not need any power source other than the operator's hand. They are usually squeezed or pumped until the fastener installation is complete.

There are two types of hand powered riveters:

- Mechanical type: the lowest cost and smallest, offering modest amount of power good for installing small diameter fasteners;
- Hydraulic type: the most versatile, most powerful hand powered riveter.

### G27 CherryMAX® Hand Powered Riveter

National Stock Number:512-01-145-0281

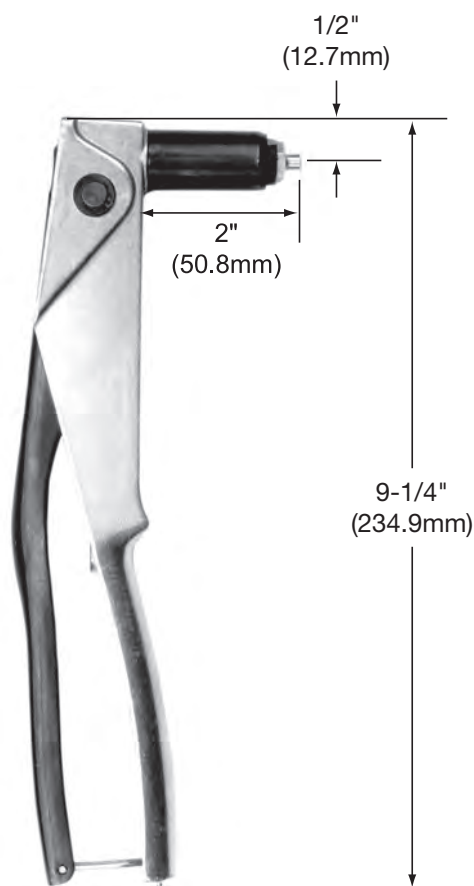
#### DESCRIPTION

This mechanical type riveter is recommended for installation of small diameter CherryMAX®, SST® and MBC® L/C (Lock Creator type) blind fasteners (see table below).

More details about this tool can be found in the tool manual (TM-G27) that may be accessed on our website at [www.cherryaerospace.com](http://www.cherryaerospace.com) by selecting “Tooling Manuals” from the “Technical” drop down menu.

**G27 riveter can pull the following part numbers:**

CherryMAX® Rivets	SST® Rivets	MBC® L/C Rivets
CR3212-4	CR6222-4	4901-04
CR3213-4	CR6223-4	4904-04
CR3222-4	CR6224-4	4705-04
CR3223-4	CR6252-4	4907-04
CR3523-4	CR6253-4	4911-04
CR3522-4		4917-04
CR3214-4		4967-04
CR3224-4		
CR3524-4		
CR3242-4		
CR3243-4		
CR3252-4		
CR3253-4		
CR3852-4		
CR3853-4		



## G29 Nut Plate Hand Powered Riveter

National Stock Number: 5120-01-426-6095

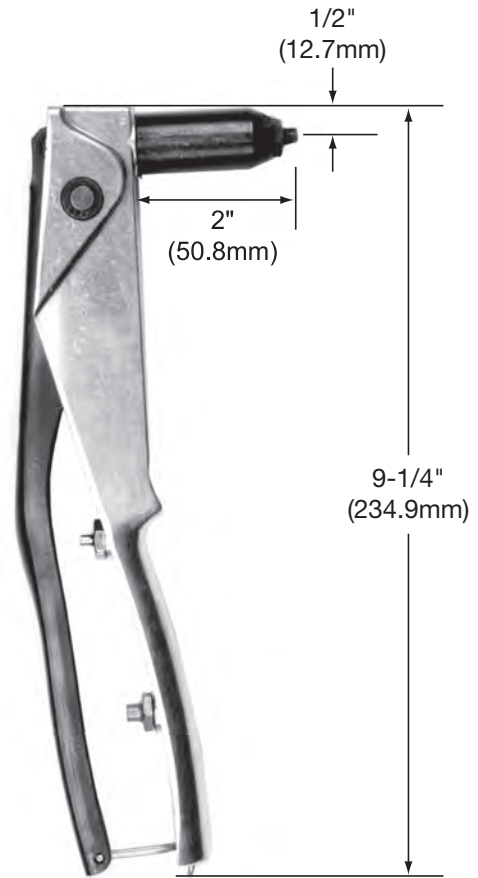
### DESCRIPTION

This mechanical type riveter is recommended for installation of small diameter Nut Plate Rivets. It comes equipped to install both -3 and -4 diameter fasteners (-4 diameter nosepiece is stored in the handle).

See table below for the fastener compatibility:

**G29 riveter can pull the following fasteners:**

Product	Diameter	Nosepiece
<b>SPR®Rivet</b>		
CR1122	-3	728A9-3
<b>Nut Plate Rivet</b>		
CCR244	-3	728A9-3
CCR264	-3	728A9-3
CCR274	-3	728A9-3
CCR244	-4	728A9-104
CCR264	-4	728A9-104
CCR274	-4	728A9-104
<b>Metric Nut Plate Rivet</b>		
CCMR244	-25	728A9-3
CCMR264	-25	728A9-3
CCMR274	-25	728A9-3
CCMR244	-30, -35	728A9-104
CCMR264	-30, -35	728A9-104
CCMR274	-30, -35	728A9-104



## G30 CherryLOCK® 'A' Hand Powered Riveter

National Stock Number: 5120-01-416-7826

### DESCRIPTION

This mechanical type riveter is recommended for installation of -3 diameter CherryLOCK® 'A' blind fasteners (see table below).

**G30 riveter can pull the following rivets:**

3/32 'A' Code Rivets
CR2672
CR2673
NAS1399C3A()
NAS1398C3A()



# G800 & G800CMR Lightweight Hand Riveter

## G800CMR

National Stock Number: 5120-01-583-1154

### DESCRIPTION

The G800 hydraulic riveting tool provides the versatility of pneumatic-hydraulic riveter with a lightweight, high pull strength ratio not found in other hand riveters. A proprietary 2 stage hydraulic "intelligent" system switches the tool back and forth between the long stroke and the high power stages, providing very high pulling force with a minimal number of pumps and low hand effort.


The G800 hand riveter can install a variety of blind fastener styles, diameters, head configurations, and material combinations. The G800 with the standard pulling head can install CherryMAX® and SST® blind rivets in -4, -5, -6, diameters, and -05, -06 diameter MAXIBOLT® blind bolts by simply changing the pulling head. The straight pulling head is provided with the tool.



### SPECIFICATIONS

Stroke	0.750 inches (19,06 mm)
Pulling Force	Adjustable to over 4500 lbs. (20 kN)
Weight	1.9 lbs. (861,8 grams)
Overall Height	6.4 inches (162,5 mm)
Overall Length	7.75 inches (196,8 mm)
Pulling Heads	Straight, offset, right angle, threaded inserts

### G800 PULLING HEADS AND ACCESSORIES



### G800CMR HAND RIVETER TOOL KIT

NSN 5120-01-583-1154

This G800CMR kit includes the G800 riveter, a right angle and offset pulling head, additional nosepieces to install 3 dia A code CherryLOCK® and 5 dia. U type blind bolts. It also includes a fastener reference guide (FRG200) and all the Tool Manuals and Instructions for proper use.

For more tool kits see the following pages.



### G800 Pulling Heads

Pulling Head	Type	Adapter	Rivet Type	Diameters
H800 (supplied)	Straight	—	CherryMAX®	-4, -5, -6
		—	CherryMAX® 'AB'	-4, -5, -6*
		—	SST®	-4, -5, -6
H781A-456 H782	Offset	—	CherryMAX®	-4, -5, -6
		—	CherryMAX® 'AB'	-4, -5, -6*
		—	SST®	-4, -5, -6
H753A-456	Right Angle	—	CherryMAX®	-4, -5, -6
		—	CherryMAX® 'AB'	-4, -5, -6*
		—	SST®	-4, -5, -6
			MAXIBOLT® ("S" type)	-04, -05

### G800 Heavy Duty Pulling Heads

Pulling Head	Type	Adapter	Rivet Type	Diameters
HD800-8	Straight	—	CherryMAX®	-8
HD800-8		—	CherryMAX® 'AB'	-8
HD800-6MB		—	MAXIBOLT® ("S" type)	-06
HD800-8MB		—	MAXIBOLT®	-08
HD800-6MBU		—	MAXIBOLT® ("U" Type)	-06
HD800-8MBU		—	MAXIBOLT® ("U" Type)	-08
HD800-8A		—	CherryLOCK® 'A'	-8

\*No -6 aluminum. Pulls stainless steel and Monel only.

Note: Consult the appropriate pulling head Tool Sheet for a complete list of nosepieces available and fastener capability if your fastener is not listed in this table.

## CherryMAX® Tool Kits

Tool Kit Part No.	Description	Items Included		
		Part Number	Description	Qty
G704BCMR	G704B CherryMAX® Tool Kit	G704B	Medium Duty, Single Action Riveter	1
		H701B-456	Straight Pulling Head (-4,-5 & -6 dia)	1
		H781A-456	Offset Pulling Head (-4,-5 & -6 dia)	1
		H753A-456	Right Angle Pulling Head (-4,-5 & -6 dia)	1
	Process Manuals, Reference Card, and Tool Documentation are included	269C3	CherryMAX®/CherryLOCK® Grip Selector Gage	1
		700A77	Hydraulic Air Bleeder	1
		670A20	Stem Catcher Bag	1
		P-1393	Plastic Casing	1
G747CMR	G747 CherryMAX® Tool Kit	G747	Compact, Single Action Riveter	1
		H701B-456	Straight Pulling Head (-4,-5 & -6 dia)	1
		H781A-456	Offset Pulling Head (-4,-5 & -6 dia)	1
		H747-3NPR	3/32 Nut Plate Rivet P.H.	1
	Process Manuals, Reference Card, and Tool Documentation are included	H753A-456	Right Angle Pulling Head (-4,-5 & -6 dia)	1
		269C3	CherryMAX®/CherryLOCK® Grip Selector Gage	1
		700A77	Hydraulic Air Bleeder	1
		670A20	Stem Catcher Bag	1
P-1393	Plastic Casing	1		
G746ACMR	G746A CherryMAX® Tool Kit	G746A	Compact, Single Action Riveter	1
		H701B-456	Straight Pulling Head (-4,-5 & -6 dia)	1
		H781A-456	Offset Pulling Head (-4,-5 & -6 dia)	1
		H753A-456	Right Angle Pulling Head (-4,-5 & -6 dia)	1
	Process Manuals, Reference Card, and Tool Documentation are included	269C3	CherryMAX®/CherryLOCK® Grip Selector Gage	1
		700A77	Hydraulic Air Bleeder	1
		670A20	Stem Catcher Bag	1
		P-1393	Plastic Casing	1
G800CMR Hand Riveter	G800 CherryMAX® Tool Kit	G800	Hand Powered Riveter	1
		H782	Offset Pulling Head (-4,-5 & -6 dia)	1
		H753A-456	Right Angle Pulling Head (-4,-5 & -6 dia)	1
		886-003	A Code CherryLOCK® Nosepiece (-3 dia)	1
	Process Manuals, Reference Card, and Tool Documentation are included	782-5BB	U type Blind Bolt Nosepiece (-5 dia)	1
		269C3	CherryMAX®/CherryLOCK® Grip Selector Gage	1
		700A77	Hydraulic Air Bleeder	1
		FRG200	Fastener Reference Guides	1
P-1485	Plastic Casing	1		
G83ACMR	G83A CherryMAX® Tool Kit	G83A	Medium Duty Lockbolt Riveter	1
		H84A-8	Straight Pulling Head (-8)	1
		H701B-456	Straight Pulling Head (-4,-5 & -6 dia)	1
		H781A-456	Offset Pulling Head (-4,-5 & -6 dia)	1
	Process Manuals, Reference Card, and Tool Documentation are included	H753A-456	Right Angle Pulling Head (-4,-5 & -6 dia)	1
		744-300	CherryMAX® Adapter	1
		269C3	CherryMAX®/CherryLOCK® Grip Selector Gage	1
		700A77	Hydraulic Air Bleeder	1
670A20	Stem Catcher Bag	1		
P-1393	Plastic Casing	1		

## CherryLOCK® Tool Kits

Tool Kit Part No.	Description	Items Included		Qty
		Part Number	Description	
G746A-CMRW	G746A CherryLOCK® 'A' Code Tool Kit  Process Manuals, Reference Card, and Tool Documentation are included	G746A	Long Stroke Single Action Riveter	1
		H955-3	-3 A Code CherryLOCK® P.H.	1
		H955-4	-4 A Code CherryLOCK® P.H.	1
		H955-5	-5 A Code CherryLOCK® P.H.	1
		H955-6	-6 A Code CherryLOCK® P.H.	1
		269C3	CherryMAX®/CherryLOCK® Grip Selector Gage	1
		700A77	Hydraulic Air Bleeder	1
		670A20	Stem Catcher Bag	1
		P-1393	Plastic Casing	1
G784-CLRA	CherryLOCK® Wiredraw Tool Kit  Process Manuals, Reference Card, and Tool Documentation are included	G784	Medium Duty, Double Action Riveter	1
		H681-4C	-4 Double Action Pulling Head	1
		H681-5C	-5 Double Action Pulling Head	1
		H681-6C	-6 Double Action Pulling Head	1
		700A77	Hydraulic Air Bleeder	1
		269C3	CherryMAX®/CherryLOCK® Grip Selector Gage	1
		680A159	Stroke Setting Gage	1
		P-1395	Plastic Casing	1
G784-CLRB	CherryLOCK® Wiredraw Tool Kit  Process Manuals, Reference Card, and Tool Documentation are included	G784	Medium Duty, Double Action Riveter	1
		700A77	Hydraulic Air Bleeder	1
		269C3	CherryMAX®/CherryLOCK® Grip Selector Gage	1
		P-1395	Plastic Casing	1

## Cherry Tool Accessories

Part Number	Description	Usage	Compatible Riveter Models
700A77	Hydraulic Air Bleeder	This accessory is used to re-fill or purge the air out of the hydraulic systems of hydro-pneumatic riveters.	All except G800
800-034	G800 Hydraulic Air Bleeder	This accessory is used to re-fill or purge the air out of the G800 hand riveters.	G800
P1484	Air Bleeder Adapter	Use this adaptor to convert 700A77 into 800-034 (for bleeding the G800 riveters).	G800
P1505	Pre-set in-line pressure regulator	This pressure regulator mounts directly on the inlet of any of our riveters and it is pre-set to 100 psi. It is used to protect the riveter from potential dangerous air pressure spikes.	All
670A20	Stem Catcher	This add on just snaps in place over the stem deflector to contain the spent stems and control FOD.	G702A, G704B, G704B-40SH, G704B-SR, G746A, G747, G83A and G84
RIVAC® 2	Vacuum Stem Collection System	This add on may be used instead of the stem deflector and stem catcher. It provides vacuum assist to control the spent stems (FOD) and prevent tool jamming.	G702A, G704B, G704B-40SH, G704B-SR, G746A, G747, G83A and G902

# Riveter Adapters

Use with Riveter Model	To convert to:	Adapter Part Number
G704B, G746A G747, G800	G740A mounting system (to use with H9040)	704A6
	G715 mounting system (to use with H9015 & H9055)	704A9
G740A	G704B (CherryMAX®) mounting system (for H701B, H747, H781A, H782, H753A)	740A26
G744	G704B (CherryMAX®) mounting system (for H701B, H747, H781A, H782, H753A)	744A20
G83A, G84	G744 mounting system (for H744, H827, H828)	744-200*
	G704B (CherryMAX®) mounting system (for H701B, H747, H781A, H782, H753A)	744-300*
G84-LS	G704B (CherryMAX®) mounting system (for H701B, H747, H781A, H782, H753A)	744-600
	G83A, G84 (Bayonet) mounting system (for H83B, H84A, H513, etc.)	744-700
	G744 mounting system (for H744, H827, H828)	744-500
G85D-S, G87D	G83A, G84 (Bayonet) mounting system (for H83B, H84A, H513, etc.)	552
	G744 mounting system (for H744, H827, H828)	560-070
G700, G784, G686B-S, G689	G715 mounting system (to use with H9015 & H9055)	680B46
	G740A mounting system (to use with H9040)	680B57
	G704B (CherryMAX®) mounting system (for H701B, H747, H781A, H782, H753A)	680B205

\*Must remove the bayonet adapter

## Extensions

Part Number	Extension Length	Use with Riveter Model	Mounting System
704A12-2	2"	G704B, G746A, G747, G800	G704B (CherryMAX®) mounting system (H781A, H782, H753A)
704A12-4	4"		
704A12-6	6"		
704A12-12	12"		
744B35-12	12"	G744	Use to extend the length of H753A-456 nosepiece
753B21	2-3/16"		
744B35-2	2"		
744B35-4	4"	G744 mounting system (for H744, H827, H828)	
744B35-6	6"		



# Product Expert

An on-line tool selection assistant

Just type in the fastener part number at [www.cherryaerospace.com/tooling](http://www.cherryaerospace.com/tooling) for an up to date list of available tooling. For questions, contact Cherry Technical Services at 714-545-5511.



# Cherry Website and the Product Expert



**CHERRY®**  
AEROSPACE  
A PCC Company

Contact Us



## Welcome to Cherry



Cherry Aerospace is a global leader in the design and manufacture of fastening systems for the aerospace industry. The Cherry® name is synonymous with aerospace fasteners, and the CherryMax® line of rivets is the most widely-used in the industry. The Cherry® brand dates back to 1940 when the Cherry Rivet Company introduced easily-installed blind fasteners, which the aerospace industry quickly adopted as a standard. Cherry Aerospace is headquartered in Santa Ana, California, USA, and is a member of the PCC Fastener Products Division of Precision Castparts Corp (PCC).

Cherry's products include Blind Rivets, Blind Bolts, Rivetless Nut Plates, Shear Pin fasteners and Installation Tools. They are available from a large number of distributors, including locations in the United States, Australia, Canada, China, Czech Republic, Dubai, France, Germany, India, Israel, Italy, Japan, Mexico, Poland, Puerto Rico, Singapore, Spain, Switzerland, and the United Kingdom

New Products

Sales / Support

Distributors

Product Expert ←

Tool Compatibility

Master Catalog

Document Search

Directions

Site Map

Precision Castparts :: PCC Fastener Products :: Copyrights & Trademarks :: Terms & Conditions :: Privacy Policy :: PCC Code of Conduct :: EthicsPoint :: Site Map  
Customer Service: info@cherryaero.com :: tel: +1 (714) 545-5511 :: fax: +1 (714) 850-6095  
Copyright © 2017 Cherry Aerospace

### Part Number

NAS1399BFC4-5



Cherry or Industry part - e.g. CR3524-5-02, G800, or NAS9305B-4-02

### Search Results

**Search Part Number** NAS1399BFC4-5  
**Cherry Part Number** CR2262A-4-05  
**Description** CherryLOCK® Rivet, Wiredraw 100° Flush Head  
**Standards Drawing** CR2262  
**Product Catalog** CherryLock

Installation Information

Part Number Conversion

### Cherry Aerospace Installation Tooling

#### Recommended Tooling

Tool Part Number	Pulling Head	Pulling Head Type	Also Needed	Comments
G700	H681-4C	Straight	-	
G784	H681-4C	Straight	-	

#### Other Compatible Tooling

Tool Part Number	Pulling Head	Pulling Head Type	Also Needed	Comments
G686B-S	H681-4C	Straight	-	
G689	H681-4C	Straight	-	

## LIMITED WARRANTY

Seller warrants the goods conform to applicable specifications and drawings and will be manufactured and inspected according to generally accepted practices of companies manufacturing industrial or aerospace fasteners. In the event of any breach of the foregoing warranty, Buyer's sole remedy shall be to return defective goods (after receiving authorization from Seller) for replacement or refund of the purchase price, at the Seller's option. Seller agrees to any freight costs in connection with the return of any defective goods, but any costs relating to removal of the defective or nonconforming goods or installation of replacement goods shall be Buyer's responsibility. SELLER'S WARRANTY DOES NOT APPLY WHEN ANY PHYSICAL OR CHEMICAL CHANGE IN THE FORM OF THE PRODUCT IS MADE BY BUYER.

THE FOREGOING EXPRESS WARRANTY AND REMEDY ARE EXCLUSIVE AND ARE IN LIEU OF ALL OTHER WARRANTIES AND REMEDIES; ANY IMPLIED WARRANTY AS TO QUALITY, FITNESS FOR PURPOSE, OR MERCHANTABILITY IS HEREBY SPECIFICALLY DISCLAIMED AND EXCLUDED BY SELLER. THIS WARRANTY IS VOID IF SELLER IS NOT NOTIFIED IN WRITING OF ANY REJECTION OF THE GOODS WITHIN ONE (1) YEAR AFTER INITIAL USE BY BUYER OF ANY POWER RIVETER OR NINETY (90) DAYS AFTER INITIAL USE OF ANY OTHER PRODUCT.

Seller shall not be liable under any circumstances for incidental, special or consequential damages arising in whole or in part from any breach by Seller, AND SUCH INCIDENTAL, SPECIAL, OR CONSEQUENTIAL DAMAGES ARE HEREBY EXPRESSLY EXCLUDED.

Our policy is one of continuous development. Specifications shown in this document may be subject to changes introduced after publication.

CherryMAX®, CherryLOCK®, MBC®, MAXIBOLT®, SST® and SPR® are registered trademarks of Cherry Aerospace.

### NOTE

The properties, strengths, dimensions, installed characteristics and all other information in this catalog is for guidance only to aid in the correct selection of the products described herein and is not intended or implied as part of the warranty. All applications should be evaluated for functional suitability and available samples of the described parts can be requested for installed tests, suitability and evaluations.

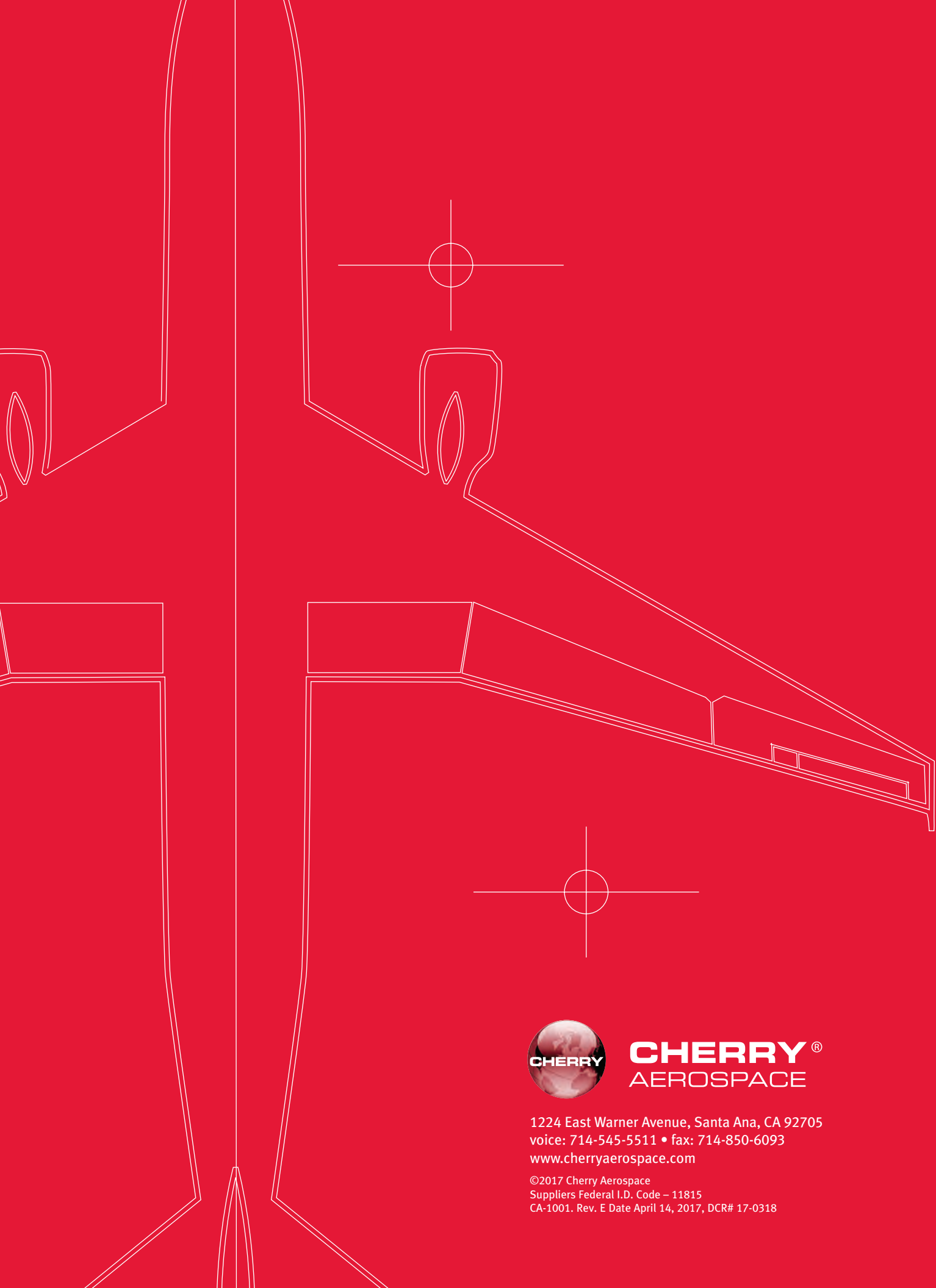
### ATTENTION

Blind fasteners are not always a suitable substitute for solid shank fasteners. Maintenance personnel are reminded that AC 43.13-1A chapter 2, section 3, stipulates: "Do not substitute hollow rivets for solid rivets in load carrying members without specific approval of the application by a representative of the Federal Aviation Administration. Blind rivets may be used in blind locations in accordance with the conditions listed in Chapter 5, provided the edge distances and spacings are not less than the minimum listed in paragraph 99d."



**CHERRY**®  
AEROSPACE

1224 East Warner Avenue, Santa Ana, CA 92705  
voice: 714-545-5511 • fax: 714-850-6093  
www.cherryaerospace.com



**CHERRY**<sup>®</sup>  
AEROSPACE

1224 East Warner Avenue, Santa Ana, CA 92705  
voice: 714-545-5511 • fax: 714-850-6093  
[www.cherryaerospace.com](http://www.cherryaerospace.com)

©2017 Cherry Aerospace  
Suppliers Federal I.D. Code – 11815  
CA-1001. Rev. E Date April 14, 2017, DCR# 17-0318