

Aerospace industrial solutions

2016

Solutions for Aerospace
assembly and manufacturing.



Atlas Copco



An aerial photograph of an airport and surrounding city. In the foreground, a large white commercial airplane is flying towards the viewer. The airport features a runway, taxiway, and several smaller aircraft parked at gates. A large parking lot filled with cars is visible. In the background, there are green hills and a rocky mountain peak. The sky is blue with some clouds.

AEROSPACE



It has always fascinated man. Flight, the process of moving an object through the atmosphere – or beyond it. From the smallest of parts to the big picture. Being a part of making it happen is truly fantastic.



C I V I L A E R O S P A C E 4

G O V E R N M E N T A L 2 2

B U S I N E S S J E T S 3 0

M R O 3 2

P R E C I S I O N C A S T 3 4

S P E C I A L S O L U T I O N 3 6

A S S E M B L Y P R O C E S S 3 8

S E R V I C E 4 0

C H A R T S 4 1

FINAL ASSEMBLY 6

FUSELAGE 8

EQUIPMENT SYSTEMS 10

WING 12

INTERIOR 14

AVIONICS 16

ENGINE 18

STABILIZER 20

AIRCRAFT 24

HELICOPTER 26

SPACE 28



CIVIL AEROSPACE

This exciting high-technology industry is the result of the human effort to fly. In science, engineering and business. Aerodynamic efficiency starts with innovation in productivity, energy efficiency, safety and ergonomics.





CIVIL AEROSPACE

FINAL ASSEMBLY




Satisfaction lives in that moment where everything comes together. When accuracy, safety and quality has played its part and where the big picture is dependent on even the smallest of details.



OPTIMIZED BATTERY TOOL

Experience the freedom of a cordless tool. Our optimized battery tools are fast and light offering accessibility and mobility. Partnered with a power focus controller, you gain full traceability.

PNEUMATIC HANDHELD DRILL LBB16



With small size, low weight (only 600 g) and high power, we provide a tool with perfect ergonomics and rubber handles. Also available in angular and straight versions, the tool is quiet and lubrication free.

MODULAR DRILL - OFFSET HEAD

Atlas Copco's range of offset drill heads are optimal for aerospace production. It is a small sized tool, perfect for access to cramped and limited spaces. High quality drilled holes and durability is key.



BATTERY PISTOL GRIP NUTRUNNER TENSOR STB

Cordless freedom, fast and light it offers accessibility and mobility. Partner it with a Power Focus controller for accurate torque monitoring and full joint traceability.



VIBRATION DAMPED RIVETING HAMMER RRH

Minimize operators exposure to vibration while maintaining high tool performance. With Atlas Copco's RRH riveting hammer, vibration is highly damped to provide the best in class ergonomics. This means operators can work longer with a powerful tool.



VIBRATION-DAMPED BUCKING BAR RBB

A perfect partner for the RRH riveting hammer. Vibration damped and flexible it can be fitted with several different small or interchangeable dolly configurations. Vibration level on the bucking bar side is high and a major part of vibration is damped in our bucking bars.



CONTROLLER POWER FOCUS 4000 SERIES 120



Advanced control functions make process control and quality assurance easy. You gain an error-proofed assembly through intuitive monitoring and control of tightening operations. The Power Focus 4000 range controls tools from the Tensor DS, ST, STB, STR and ETX families.

ELECTRIC NUTRUNNER TENSOR ETT STR




Combining a pistol grip and an angle tool into one unit with two triggers. Shorter operating times and maximum flexibility. Pre-assemble with upper pistol grip and full mount with lower handle. Soon to be launched in your region, for more information contact Atlas Copco

OPERATOR PANEL P-SET SELECTOR



A highly effective operator interface that easily connects to any electric Atlas Copco tool, providing feedback for operator. With high flexibility, this will save time changing parameters and during work in stations.



CIVIL AEROSPACE FUSELAGE



➤ *Streamlined and sleek, the structural strength of the fuselage withstands pressure, bending and torsional loads. Timing may be imperative, but never surpassed by safety and quality.*



PRECISION DRILLING

Our Advanced drilling units offer all the torque you need and a tool for every drilling task. Thick stacks, large diameter. Small holes, large ones. Hole making at its best. Precision drilling made easy.

ADVANCED DRILLING UNIT PFD 1100



Right angle or in-line with twist-lock or concentric collet for small holes with countersink in one-shot or larger holes in all materials. This is the tool for all your jobs. Just make it how you want it.

PNEUMATIC HANDHELD DRILL LBB 37




This powerful handheld drill (1.1hp) has a lubrication-free motor and is built to provide consistent reliability and performance. With very good power to weight ratio it has a speed control trigger and a soft grip that makes it operator-friendly.

BATTERY PISTOL GRIP SCREWDRIVER BCP

Fast, powerful and with superior ergonomics this battery operated clutch tool means higher productivity for quality assembly operations. Visual and audio feedback and an ergonomic grip design for excellent balance. Also available in low speed models.



HANDHELD ANGLE DRILL LBV 37



Heavy duty drilling made easier, safer and more efficient with this high quality tool. Advanced ergonomic design and unbeatable power to weight ratio will bring the best possible solution for tough handheld drilling.

FRANGIBLE COLLAR ASSEMBLY TOOLS

The Frangible collar assembly tools are a smart choice when working with aerospace fastener tightenings like frangible collars. Made from Atlas Copco's drive motor with a special front HEAD, they are perfect for cramped spaces and limited access areas.



BATTERY HANDHELD NUTRUNNER TENSOR SB



With adjustable torque settings the Tensor SB is an advanced, transducerized industrial battery nutrunner offering high quality tightening. Compact and lightweight with excellent ergonomics.

JOINT SIMULATOR BENCH BLM BENCH




Maximum tool evaluation of anything from battery tools to torque wrenches. Hydraulic brakes simulating the behavior of real joints. Machine capability is tested quickly and easily under real shop floor conditions without interfering with production.

MODULAR DRILL HEADS

This flexible drilling solution offers a wide variety of drill heads with an optimal combination for all your drilling needs. All of our angle head gears in the BHM-series have a freewheel for easy engage of the drill head into the motor unit.





CIVIL AEROSPACE EQUIPMENT SYSTEMS



Complex things work in the background. They lift us up, and then bring us safely back down. We take them for granted because they continuously work without flaw. That is the beauty of it all.



SAFETY CRITICAL – HIGH TORQUE

Smarter, lighter and faster. Combine high quality tightening with acceptable ergonomics and usability. The Tensor Revo is powerful and trustworthy, packed with smart features offering full traceability.

QUALITY ASSURANCE TOOL ST WRENCH



Build your ST Wrench to match your applications and assure the quality in joints. The ST Wrench offers full traceability for the entire tightening operation, including torque control, angle control and yield control.

HYDRAULIC BOLTING RAPID-TORC

A reliable tool for assembly in very cramped areas. Flexible and made of durable, resistant metal. And a hands-free operation means a safer operation.



ELECTRIC NUTRUNNER TENSOR REVO



The first and only transducerized handheld nutrunner with 360° swivel capability. Combine high quality tightening with acceptable ergonomics and usability.

TENSOR ES/POWER FOCUS 600 TIGHTENING SYSTEM



Tensor ES with the Power Focus 600 controller gives you the high speed of pneumatic tools, with the accuracy and control of an electric tool. Improved quality critical assembly, increased productivity, better ergonomics and an overall sustainable process. Easy to use and configure.



IN-LINE TUBE NUT NUTRUNNER LTO 38



Accessing tube nuts in deep narrow spaces requires a tool with special front parts. LTO 38 gives you a well balanced assembly tool for tube nut applications, providing great accuracy and durability.

CONTROLLER FOR ELECTRICAL ASSEMBLY TOOLS POWER FOCUS 4000

This solution for safety critical assembly supports "zero-fault" process control by providing numerous tightening strategies, job work sequencing, full data traceability and networking capabilities. With plug-and-play functionality and the patented rapid back-up unit (RBU). Controls the Tensor DS, ST, STB, STR and ETX families.



WHEEL ASSEMBLY SYSTEM

Loosen and re-tighten the aircraft wheels to the right torque. Atlas copco provides you with a 2-spindle-system for aircraft wheel tightening and loosening. Can also fit at your MRO-center.



PISTOL GRIP NUTRUNNER LTP 61



Highest possible torque and speed in relation to the weight of the tool. Fast, accurate and highly operator friendly, the tools are reversible for maximum flexibility.

PNEUMATIC PULSE TOOL ERGO PULSE



Speed, reliability and accuracy combined with operator comfort. Since there is no metal-to-metal impact in a pulse tool it provides a softer, more controlled pulse with less vibration and noise.



CIVIL AEROSPACE

WING



➤ *The desire to fly has always been there. With the combination of power, control and good pair of wings, two brothers gave mankind the ability to fly with both speed and maneuverability.*



ERGONOMIC RIVETERS

Protect the hands of your operators. With our ergonomic riveters and our wide range of bucking bars – working together as a system. Provide your buckers and riveters with the ultimate in comfort and safety. The riveters can also come to good use in your MRO processes.

LBB 26



The right size for the right application. Our medium size pistol hand held drill solution is quiet and lubrication free with ergonomic design and rubber handles.

PNEUMATIC ANGLE NUTRUNNER LTV009



Excellent for cramped areas, this accurate tightening tool offers advanced ergonomic design for productivity and efficiency. A Small and light shut off tool, shutting off at torque via clutch. Also available in low speed models.

PISTOL GRIP BATTERY SCREWDRIVER BCP



Fast, powerful and with superior ergonomics this battery operated clutch tool means higher productivity for quality assembly operations. Visual and audio feedback and an ergonomic grip design for excellent balance. Also available in low speed models.

ATEX SOLUTION POWER FOCUS 4000



This solution for safety critical assembly and hazardous environments, supports "zero-fault" process control by providing numerous tightening strategies, job work sequencing, full data traceability and networking capabilities. With plug-and-play functionality and the patented rapid back-up unit (RBU). Controls the Tensor DS, ST, STB, STR and ETX families.

JOINT SIMULATOR BENCH BLM BENCH



Maximum tool evaluation of anything from battery tools to torque wrenches. Hydraulic brakes simulating the behavior of real joints. Machine capability is tested quickly and easily under real shop floor conditions without interfering with production.

VIBRATION DAMPED RIVETING HAMMER RRH



Minimize operators exposure to vibration while maintaining high tool performance. With Atlas Copco's RRH riveting hammer, vibration is highly damped to provide the best in class ergonomics. This means operators can work longer with a powerful tool.

FRANGIBLE COLLAR ASSEMBLY TOOLS



Frangible Collar Assembly Tools are a smart choice when working with aerospace fastener tightenings like frangible collars. Made from Atlas Copco's drive motor with a special front HEAD, they are perfect for cramped spaces and limited access areas.

MODULAR DRILLS WITH OFFSET HEADS




Atlas Copco's range of offset drill heads are optimal for aerospace production. It is a small sized tool, perfect for access to cramped and limited spaces. High quality drilled holes and durability is key.

BATTERY PISTOL GRIP NUTRUNNER TENSOR STB



Cordless, fast and light it offers accessibility and mobility. Partner it with a Power Focus controller for accurate torque monitoring and full joint traceability.



CIVIL AEROSPACE *INTERIOR*



➤ *Ergonomics and noise levels are key in interior. Anything that we spend countless hours doing, needs to speak of comfort. That is what makes a good companion on the journey*



TIGHTENING WITH FREEDOM

Benefit from the performance and accessibility provided by the BCP line of screwdrivers. Cordless freedom with higher productivity and excellent ergonomics and balance. Light and fast make a good combination.

CORDLESS ANGLE NUTRUNNER BCV



Fast, powerful and with superior ergonomics this battery operated clutch tool means higher productivity for quality critical assembly operations. Visual and audio feedback and an ergonomic grip design for excellent balance. Available in low speed models.

HANDHELD BATTERY NUTRUNNER TENSOR SB



With adjustable torque settings the Tensor SB is an advanced, transducerized industrial battery nutrunner offering high quality tightening. Compact and lightweight with excellent ergonomics.

SLIP CLUTCH SCREWDRIVER TWIST 22



These tools are suitable where the torque level may temporarily rise during the rundown phase, for instance when using sheet metal screws, wood screws or self tapping screws. A slip clutch applies a pulsating force when the torque level is reached.

FILTER REGULATOR AND LUBRICATOR FRL STAND



Each FRL-stand includes metal casing, ball valve, air preparation unit, and the couplings, hose and nipples needed for correct and safe installation of the tool. Portable for quality on air.

SCREWDRIVER LUM12



Simple, fast and reliable this pneumatic screwdriver combines the best engineering for great durability and productivity. This pistol grip tool is equipped with a spring-loaded shut-off clutch.

PISTOL GRIP BATTERY SCREWDRIVER BCP



Fast, powerful and with superior ergonomics this battery operated clutch tool means higher productivity for quality assembly operations. Visual and audio feedback and an ergonomic grip design for excellent balance. Also available in low speed models.

MECHATRONIC WRENCH MWR-S, MWR-T, MWR-TA, FOCUS 60



Atlas Copco's new generation of mechatronic torque solution has taken the most productive wrench – the click wrench – and combined it with error proofing functionalities and traceability.

HOSE REELS HM




Our hose reels are selected to reach maximum productivity in the workplace. The wide range consists of many models, with hose sizes ranging from 8 mm to 25 mm and providing a length of 8m to 30 m.





CIVIL AEROSPACE AVIONICS



Perfection is an art. The right proportions in a harmonious arrangement of parts. It is the heart of the matter where safety, accuracy and patience is of essence. And the power of the outcome is amazing



MICRO TORQUE

An advanced and intelligent tightening solution, designed to perform consistently and precisely time after time. The Microtorque system offers reliable tools optimized for assembly of low torque applications.

CLUTCH ELECTRIC SCREWDRIVERS EBL

The best in class clutch electric screwdriver for low torque applications, its brushless motor combined with the high accuracy, delivers the best tightening solution for any assembly process.



MICROTORQUE HANDHELD SCREWDRIVERS



The most advanced and intelligent tightening solution for any low torque application. The handheld screwdrivers are extremely ergonomic, very compact and full of functionalities. Boost productivity and quality, resulting in high efficiency and cost reduction.

ELECTRIC SCREWDRIVER TENSOR SL



A Low torque tool for small screw applications in the assembly of safety-critical applications. Compact screwdriver ergonomics with traceability and error-proofing capability.

MICROTORQUE FIXTURED SCREWDRIVER

The most advanced and intelligent tightening solution for any low torque application. The handheld screwdrivers are extremely ergonomic, very compact and full of functionalities. Boost productivity and quality, resulting in high efficiency and cost reduction.



CONTROLLER POWER FOCUS 600

Provides power to the Tensor ES tools. Powerful and reliable controller that speeds up your tightening operations. The perfect choice for quality critical assembly and a great entry level product to electric tightening.




LOW TORQUE QUALITY ASSURANCE



Quality assurance with Atlas Copco's advanced Torque wrenches. Check the torque level in already tightened screws or bolt to ensure quality of tightening.

ELECTRIC SCREWDRIVER TENSOR SL


A Low torque tool for small screw applications in the assembly of safety-critical applications. Compact screwdriver ergonomics with traceability and error-proofing capability.



SCREWDRIVER LUM12 SR

Simple, fast and reliable this pneumatic screwdriver combines the best engineering for great durability and productivity. This pistol grip tool is equipped with a spring-loaded shut-off clutch.





CIVIL AEROSPACE ENGINE



Empowering and impressive. Converting energy into useful mechanical motion, the engine is the one true innovation that moves things forward, upward. Safe, reliable and energy efficient



QUALITY ASSURANCE

With its modular design, your STWrench can meet your exact requirements. Mix and match components to suit all types of applications. Use it as a basic stand-alone system or integrate it with Atlas Copco hardware and software.

ELECTRIC ANGLE NUTRUNNER TENSOR STR



The new generation high speed nutrunners with exceptional ergonomics in terms of balance, grip and low weight. Reduces tightening cycle times and increasing productivity. Soon to be launched in your region, for more information contact Atlas Copco

ANGLE NUTRUNNER LTV39



A successful combination of two key performance factors – speed and accuracy. Consistently accurate, high-speed tightening is complemented by advanced ergonomic design, ensuring a high level of productivity. Easy to reverse and with low reaction force.

MECHATRONIC WRENCH MWR-S, MWR-T, MWR-TA, FOCUS 60



Atlas Copco's new generation of mechatronic torque solution has taken the most productive wrench – the click wrench – and combined it with error proofing functionalities and traceability.

CROWFOOT ANGLE NUTRUNNER TENSOR ETC



With exceptional ergonomics in terms of balance, grip and low weight, this angle nutrunner is perfect for operator comfort. With easier access to narrow spaces and outstanding spindle speeds.

PROCESS MONITORING AND ANALYSIS SOFTWARE TOOLSNET

Boost productivity, improve quality and reduce service costs. ToolsNet offers a long line of benefits with its process monitoring and analysis software.



CONTROLLER POWER FOCUS 4000 SERIES 120



Advanced control functions make process control and quality assurance easy. You gain an error-proofed assembly through intuitive monitoring and control of tightening operations. The Power Focus 4000 range controls tools from the Tensor DS, ST, STB, STR and ETX families.

QUALITY ASSURANCE TOOL ST WRENCH



Build your ST Wrench to match your applications. The ST Wrench offers full traceability for the entire tightening operation, including torque control, angle control and yield control.

SYNATEC

Comprehensive Software Solutions for smart Assembly Management and Error Proofing. Starting with station based worker guidance additional modules for quality improvement in the assembly stations such as operator identification, tightening process, part verification, pick to light and all kind of measurements can be added.





CIVIL AEROSPACE STABILIZER



We all need some direction. Vertical or horizontal tasks – regardless, being flexible and agile is what moves you forward. Set a goal and add balance and stability to get you there



FRANGIBLE COLLAR ASSEMBLY


Drilling, grinding, riveting and bucking. Tasks that aren't made easier in cramped spaces. Our Frangible collar assembly tools offer a range of reliable quality tools. Compact and with great ergonomics.

ANGLE NUTRUNNER LTV19



This small and lightweight pneumatic angle screwdriver tightens screws up to 15 Nm. Perfect for cramped spaces. The spring-operated shut-off clutch ensures the final torque at the right level – time after time.

COMPACT RIVETING HAMMER RRN 11



With its compact design the RRN riveting hammer is designed to offer high accessibility in cramped spaces with the needed power.

VIBRATION DAMPED RIVETING HAMMER RRH

Minimize operators exposure to vibration while maintaining high tool performance. With Atlas Copco's RRH riveting hammer, vibration is highly damped to provide the best in class ergonomics. This means operators can work longer with a powerful tool.



SCREWDRIVER LUM 12

Simple, fast and reliable this pneumatic screwdriver combines the best engineering for great durability and productivity. This pistol grip tool is equipped with a spring-loaded shut-off clutch.



VIBRATION-DAMPED BUCKING BAR RBB

A perfect partner for the RRH riveting hammer. Vibration damped and flexible it can be fitted with several different small or interchangeable dolly configurations. Vibration level on the bucking bar side is high and a major part of vibration is damped in our bucking bars.



FRANGIBLE COLLAR ASSEMBLY TOOLS

The Frangible collar assembly tools are a smart choice when working with aerospace fastener tightenings like frangible collars. Made from Atlas Copco's drive motor with a special front HEAD, they are perfect for cramped spaces and limited access areas.



MODULAR DRILLING LBD

This flexible drilling solution offers a wide variety of drill heads with an optimal combination for all your drilling needs. All of our angle head gears in the BHM-series have a freewheel for easy engage of the drill head into the motor unit. Available in pistol and straight model. One motor can be used with different drill heads to meet your needs.





GOVERNMENTAL

This fascinating part of the business is all about stability, security and maintaining balance. On rocky roads, vicious seas, gale-forces and even in outer space. There is something quintessential about staying safe. Finding a constant.

RES





GOVERNMENTAL AIRCRAFT



➔ *Emergencies are never welcome. Crucial challenges and unreliable conditions – some jobs really just need to be done. Getting from point a to b, with swift, safe and effective assistance. Ruling out the element of surprise*



HIGH QUALITY TIGHTENING – WITH FULL FREEDOM

This battery pistol grip nut runner offers accessibility and mobility thanks to its speed and low weight. For full joint traceability and accurate torque monitoring – partner it with a Power Focus controller.

ANGLE FLUSH SOCKET NUTRUNNER LTV29 FS



LTV29 is perfect for when standard angle heads are too high. Both LTV and Tensor ST angle nutrunners can be equipped with this flush socket type angle head, further reducing size/height and allowing access to applications with difficult access.

SUCTION KIT FOR MATERIAL REMOVAL TOOLS



Protect your operators while drilling grinding and sanding on composite materials. Use our suction kits on our tools for a beneficial improvement on your working environment.

POSITIVE FEED DRILL PFD1500



With the capability to drill through thick stacks and in large diameters. All the torque and trust you need for hole-making in final assembly.


PISTOL GRIP NUTRUNNER TENSOR STB



Cordless, fast and light it offers accessibility and mobility. Partner it with a Power Focus controller for accurate torque monitoring and full joint traceability.



POSITIVE FEED DRILL PFD1100




Right angle or in-line with twist-lock or concentric collet for small holes with countersink in one-shot or larger holes in all materials. This is the tool for all your jobs. Just make it how you want it.

PISTOL GRIP TAPPER LGB



With advanced ergonomic handle design and a lubrication-free motor this tool for precision tapping application is safer and more efficient. High productivity with automatic reversing function and double speed when you withdraw the machine. A quick change system and low noise level.

ROUTER LSK



A high power router for pattern fixture cutting of composite in the aerospace industry as well as trimming of composite materials. Dust extraction and support bearing integrated into one unit.

RANDOM ORBITAL SANDER LST



Equipped with an advanced double counter-weight system the tools in the LST-series have minimized vibrations with great ergonomics due to long trigger times. The housing allows both a straight and a cross-over grip. Also available in self suction version.



GOVERNMENTAL HELICOPTER



➤ *Conquering complicated conditions and working untiring in areas where time and capacity is an issue. Compact and reliable – they persistently keep doing the job where others cannot reach or endure*



DRILLING IN CRAMPED SPACES

Powerful, modular and reliable, designed to get the job done with excellent power to weight ratio and ergonomics. Atlas Copco's agile range of angle drills are perfect for access to limited spaces.

MODULAR DRILLS LBP16M



Modularity, Reliability and flexibility – A completely interchangeable motor unit with different heads. Low run out, excellent power to weight ratio and ergonomics

SCREWDRIVER LUM 22

Simple, fast and reliable this pneumatic screwdriver combines the best engineering for great durability and productivity. This straight tool with a push start, is equipped with a spring-operated shut-off clutch.



RIVETING SYSTEM RRH + BUCKING BARS



Working together as a system, the unavoidable vibrations are air damped for the lowest recoil available. The ultimate in comfort and safety is the unique combination of RRH riveting hammer and RBB bucking bar. Protect the hands of your riveter and buckler.

MICRO STOP DRILL LBS 26



With a lubrication-free motor and high accuracy, you get consistent reliability and performance. The ergonomic handle design makes the job easier, safer and more efficient – regardless if you are drilling, reaming or countersinking.

ANGLE NUTRUNNER LTV 009



Excellent for cramped areas, this accurate tightening tool offers advanced ergonomic design for productivity and efficiency. A small and light shut off tool, shutting off at torque via clutch. Also available in low speed models.

DIE GRINDER LSF 12

Small and comfortable, these die grinders are built with up to 360W air motor with a speed governor to ensure optimal process speed and increased productivity together with a well balanced Ericson collet. The safety lever has a feathering characteristics for better speed control.



DIE GRINDER LSF19



Equipped with a powerful 500 W air motor and speed governor for optimal process speed and a lubrication free motor (except the 46 000 rpm version), to avoid contamination of the material. Silencer for noise reduction and scatter dampening to avoid vibration related injuries for the operator. Safety lever with feathering characteristics for better speed control.

MECHATRONIC SYSTEM MWR-S, MWR-T, MWR-TA, FOCUS 60



Atlas Copco's new generation of mechatronic torque solution has taken the most productive wrench – the click wrench – and combined it with error proofing functionalities and traceability.



GOVERNMENTAL SPACE



➡ *Pushing all boundaries and staying in pole position – contributing with lightweight and stable solutions. Advanced technology and an innovative state of mind has made sure the sky is no longer the limit*



TOTAL ASSEMBLY PROCESS CONTROL

Test your machines capability without interfering with production. The joint simulator bench offers maximum tool evaluation of anything from battery tools to torque wrenches. Quick and easy under real shop floor conditions.

CONTROLLER POWER FOCUS 600

Provides power to the Tensor ES tools. Powerful and reliable controller that speeds up your tightening operations. The perfect choice for quality critical assembly and a great entry level product to electric tightening.



QUALITY ASSURANCE TOOL ST WRENCH

Build your ST Wrench to match your applications and assure the quality in joints. The ST Wrench offers full traceability for the entire tightening operation, including torque control, angle control and yield control.



DATA ANALYZER STA 6000

Better and faster quality checks. Reduced weight and compact design makes the STa 6000 easy to carry along the line. Checking tools in the Tool Crib and on the line and checking tightened joints means quality guaranteed.



ANGLE DIE GRINDER LSV 12

Small and comfortable and built with up to 290W air motor, for maximum control in cramped spaces. Delivered with speed governor, to ensure optimal process speed and increased productivity, and a well balanced Erickson collet. To be used with carbide burs and mounted points. The angle head has a special leak free design, to prevent the tool from running dry on grease. The safety lever has a feathering characteristics for better speed control.



DIE GRINDER LSF19

Equipped with a powerful 500 W air motor and speed governor for optimal process speed and a lubrication free motor (except the 46 000 rpm version), to avoid contamination of the material. Silencer for noise reduction and scatter dampening to avoid vibration related injuries for the operator. Safety lever with feathering characteristics for better speed control.



BATTERY PISTOL GRIP NUTRUNNER TENSOR STB

Cordless, fast and light it offers accessibility and mobility. Partner it with a Power Focus controller for accurate torque monitoring and full joint traceability.




COMPACT RIVETING HAMMER RRN 11

With its compact design the RRN riveting hammer is designed to offer high accessibility in cramped spaces with the needed power.



HANDHELD DRILL LBV16

The smallest drilling tool available, perfect for cramped spaces. With a lubrication-free motor, compact design, low air consumption and rear exhaust with flexible hose. With the advanced ergonomic design and good power to weight ratio.



JOINT SIMULATOR BENCH BLM BENCH

Maximum tool evaluation of anything from battery tools to torque wrenches. Hydraulic brakes simulating the behaviour of real joints. Machine capability is tested quickly and easily under real shop floor conditions without interfering with production.





BUSINESS JETS


Reliable and powerful and part of an impressive fleet. Convenient and easy to access, making a difference in profit as well as quality. Looking good is not everything, but it does help.



SIMPLE AND ERGONOMIC TIGHTENING

Our pneumatic tightening tools offer accuracy and advanced ergonomics for productivity and efficiency. Small and light, with a slim designed angle head making it perfect for cramped spaces.

HANDHELD DRILL LBB16



With **small size, low** weight (only 550 g) and high power, we provide a tool with perfect ergonomics and rubber handles. Also available in angular and straight versions, the tool is quiet and lubrication free.

STRAIGHT HANDHELD DRILL LBB16S



With **small size, low** weight (only 600 g) and high power, we provide a tool with perfect ergonomics and rubber handles. Also available in angular and straight versions, the tool is quiet and lubrication free.

CIRCULAR CUTTER LCS



Perfect when you need a small circular saw, with plenty of power to cut up to 10 mm in depth. The compact size gives it superb accessibility.

FRANGIBLE COLLAR ASSEMBLY TOOLS



The Frangible collar assembly tools are a smart choice when working with aerospace fastener tightenings like frangible collars. Made from Atlas Copco's drive motor with a special front HEAD, they are perfect for cramped spaces and limited access areas.

HANDHELD DRILL LBV16



The smallest drilling tool available, perfect for cramped spaces. With a lubrication-free motor, compact design, low air consumption and rear exhaust with flexible hose. With the advanced ergonomic design and good power to weight ratio.

SLIP CLUTCH SCREWDRIVER TWIST 22



These tools are suitable where the torque level may temporarily rise during the rundown phase, for instance when using sheet metal screws, wood screws or self tapping screws. A slip clutch applies a pulsating force when the torque level is reached.



MRO

Sustainability at large and a dedicated attention to detail. In a combination of technical innovation, control and pure hard work, productivity is maintained and longevity secured



DRILLING FOR EVERY NEED

For really tough applications you need a reliable drill that can be adjusted to your every need. Make heavy drilling easier with agile and flexible tools offering high power to weight ratio and excellent ergonomics.

ANGLE DIE GRINDER LSV



Durable angle die grinder for the cramped spaces. The robust angle head also has a special cooling flange to ensure a long life time of the tool. A powerful 460W air motor with a speed governor for optimal process speed and a speed range from 8000-20 000. The safety lever has a feathering characteristics for better speed control. Lubrication free motor, to avoid contamination of the material.

MECHATRONIC WRENCH MWR-S, MWR-T, MWR-TA, FOCUS 60



Atlas Copco's new generation of mechatronic torque solution has taken the most productive wrench – the click wrench – and combined it with error proofing functionalities and traceability.

VIBRATION DAMPED RIVETING HAMMER RRH



Minimize operators exposure to vibration while maintaining high tool performance. With Atlas Copco's RRH riveting hammer, vibration is highly damped to provide the best in class ergonomics. This means operators can work longer with a powerful tool.

HAND-HELD DRILL LBB36




For really tough applications this drill is reliable and powerful. Perfect for heavy duty, the LBB36 is quiet with a lubrication free motor and an ergonomic rubber grip.

SCREWDRIVER LUM 12 SR



One of the smallest and lightest pneumatic screwdrivers with a shut-off clutch. Designed to be comfortable to work with all day and to be durable in a tough production environment. Equipped with a spring-operated shut-off clutch. Simple, fast and reliable!

ANGLE HAND-HELD DRILL LBV37



Heavy duty drilling made easier, safer and more efficient with this high quality tool. Advanced ergonomic design and unbeatable power to weight ratio will bring the best possible solution for tough handheld drilling.

PRECISION CAST

*It all boils down to the essentials.
Preserving the necessities, getting rid of
the excessive. Tailoring to full potential
and energy saving perfection. Achieving a
state of completeness and flawlessness.*





QUALITY SANDING WITH FULL ERGONOMICS

For removal that makes the world of a difference you need reliable tools with durability. For the rough jobs as well as the fine detailed ones. We have the tools that excel even in cramped spaces.

DIE GRINDER LSF18/28/38

A durable partner to rely on in those really tough applications. Straight model, ergonomically designed for operator comfort and equipped with a speed governor for optimum process speed. Vibration dampened and have excellent ergonomics for those long trigger times.



ANGLE DIE GRINDER LSV 12/19

Small and comfortable, these angle die grinders are built with up to 500 W for maximum control in cramped spaces. All models are delivered with speed governor and a well balanced Erickson collet. To be used with carbide burrs and mounted points.



ENGRAVING PEN



This engraving pen has the capability to mark almost any surface and material, including glass, stone and metal. The tool is delivered with a 1.8 m long 3.2 mm PVC hose.

DIE GRINDER LSF07



Perfect for high speed precision grinding and polishing. Accurate and equipped with 3 mm collet or 1/8 inch.

AIR SAW C1050



With a geared mechanism, the C1050 has a constant feed to the blade – meaning no interruptions. With 10 500 strokes per minute and 5 mm stroke for precise cutting.

BELTSANDER G2410



Cleaning welds or rust removal in cramped spaces demands a versatile tool. The multifaceted belt sander G2410 has exchangeable support arms, so you can change the dimension of the abrasive used. It has a quick belt arm direction settings with a 90 degrees swiveling arm and a quick lock to make the belt changes as fast as possible.

SPECIAL SOLUTION **PRODUCT BY PARTNERSHIP**

SPECIAL DRILLING SOLUTIONS

CONTROLLED-FEED HAND HELD DRILLS

Perfect for when more precise drilling with a hand held drill is required, mainly to avoid delimitation on exit side when drilling in composite materials. The drill motor is equipped with a hydraulic brake to adjust and control the feed speed.



SEMI-AUTOMATIC CONTROLLED-FEED HAND DRILLS

Minimize the operator dependency and get the constant feed drilling with this Semi-automatic hand held drill with a fixture. The drill motor is equipped with a hydraulic brake and a pneumatic cylinder.



ADU FOR CRAMPED AREA

It is all about the accessibility and getting the job done when there is a problem for the regular advanced drilling units (ADU). The PFD16 has a small angle head and gears that will access limited and cramped areas.



C-CLAMP

The C-clamp works perfect for fixture-free drilling. When back-plate support is required for drilling to get that high quality hole, this is what to rely on.



SPECIAL ASSEMBLY SOLUTIONS



OFFSET ASSEMBLY TOOLS

When accuracy of tightening is a must, the best choice is this customized front part for special fasteners in aerospace. A combination of an Atlas Copco motor and durable front heads.



TEMPORARY FASTENER

Also known as the Speed-runner – A special tool for tightening or loosening the temporary fasteners. Run with Atlas Copco motors with special front heads. Battery or pneumatic – that's your call.



INTERCHANGEABLE HI-LOK ASSEMBLY TOOLS

Perfect for the MRO sector where different types of HI-LOK fasteners are working in each aircraft. This solution enables different HI-LOK front parts to work smoothly with the motor drive.




HI-LOK ASSEMBLY TOOLS

An ergonomic solution with a 20 degree front angle head and an Atlas Copco motor drive. Perfect for frangible collar fasteners where access is limited.



AEROSPACE ASSEMBLY PROCESS

With the big picture in mind, the details are given careful attention. Because when all is assembled, every little part and every step of the process counts.




1
Pre-drill and ream holes manually, with precision, to prepare for later steps in the assembly process.



2
Assemble temporary fasteners that either puts two parts together or fixtures a jig.



3
Drill the final holes according to a specific pattern with a handheld tool, ADU or via automated drilling.




5



Assemble the parts, putting the product together for example via solid rivet or blind rivet, frangible collar or screw/nut. Our tightening methods include manual and power tool as well as automated assembly with different levels of operating dependencies.

6



Check the quality of assembly.

4



Check the quality of the drilled hole with a bore gauge.

ATLAS COPCO SERVICE

From a wide range of service products to tailor made solutions. Consistently high-quality service and support, locally. For us, service is a global commitment.

Today's changing environment is constantly increasing the pressure on the performance of companies within the Aerospace Industry. Consequently, operational excellence at its lowest cost has never been as important as today. Atlas Copco has been a strategic partner for many aerospace companies for more than 60 years. We

have gathered experience in how to best support our customers with highest availability, accuracy and the longest life time of their equipment. Furthermore, we are enabling our customers to focus on their core business while knowing we support them to secure highest quality of their products at the highest level of cost efficiency.

YOUR BENEFITS

- ◆ Fast and high quality repairs.
- ◆ A fixed repair, calibration and preventive maintenance budget.
- ◆ Identification of cost drivers related to tool failures.
- ◆ Optimized life time and performance of your tool.
- ◆ Overview of savings and efficiency improvements in you production through KPI reports.
- ◆ Safe and efficient installation of your new equipment and/or moving your old one.
- ◆ Safe and effective support when building new plants.
- ◆ Making sure your new equipment is up and running with highest quality, as fast as possible.
- ◆ Cost savings due to increased efficiency and quality of your production.
- ◆ Decreased warranty costs as a result of fewer call backs.
- ◆ Making sure your employees work in the most ergonomic and efficient way.

OUR SERVICE PRODUCTS

	Fixed price repair, calibration and preventive maintenance on Atlas Copco tools, other companies' tools non tool equipment
	Full coverage contract covering DCTools
	On-site contract – Tools Management Center
	EasyStart and installation packages
	Friction and Joint analysis
	Production Optimization
	Software management
	Training and consulting

CHARTS AND PRODUCT INFORMATION INDEX

DRILLS	43	MICROTORQUE	92
LBB - Pistol Grip Drills	44	Handheld Screwdrivers V2	92
LBB - Straight Drills	47	Fixtured Screwdrivers V2	92
LBV - Angle Drills	48	TENSOR TOOLS	94
Modular Drills	52	Tensor ST Angled Models	95
LBS - Micro Stop Drills	56	Tensor ST Pistol Grip Models	96
LGB - Tappers	58	Tensor ST Revo	96
Postitive Feed Drills	60	Tensor ES	98
RIVETING SYSTEMS	64	Tensor SL	99
Riveting Hammers	65	Power Focus 600 Controller	100
Bucking Bars	67	Power Focus 4000 Controllers	101
MATERIAL REMOVAL	68	ST ANALYSER	102
LSV/LSF Die Grinders	68	WRENCHES	104
LSV Angle Sanders	70	ST Wrench	104
LST/LSO Sanders	72	Mechanical wrenches (CWR, BWR, SWR, end fittings and accessories)	107
LSK Router	74	TEST BENCHES	
LSC Circular Cutters	75	Joint Simulator Bench Ad	121
Engraving Pen	76	Joint Simulator Bench 3840	121
Air Saw	76	AIRLINE ACCESSORIES	122
Belt Sander	77	Hoses	123
SCREWDRIVERS	78	Hose Reels	124
Pistol Grip, Shut-Off	78	VIBRATION AND NOISE EMMSSION VALUES	125
Straight Models, Shut-Off	79	USEFULL LINKS	131
Angle Models, Shut-Off	80		
NUTRUNNERS	81		
Ergopulse Pistol Grip, Shut-Off	81		
Angle Nutrunners	82		
BATTERY TOOLS, CLUTCH TYPE	84		
BCP Screwdrivers	85		
BCV Nutrunners	85		
BATTERY TOOLS, TRANSDUCERIZED	87		
Tensor STB-B Nutrunners	88		
Tensor STB-W, Nutrunners	89		
Tensor SB-B, Nutrunners	91		



Regardless of which model you choose, you'll get a product with superior ergonomics and productivity.

- Quiet – Very low noise level.
- Comfortable grip – For high precision.
- Two-hand grip available – Gives even greater flexibility.
- Lubrication-free – For clean working environment and operator comfort.



Model	Free speed r/min	Chuck cap mm	Weight with chuck		Air consumption at free speed		Hose size		Air inlet thread BSP	Power		Stall torque Nm	With chuck Oredring No.	Without chuck Ordering No ^c .
			kg	lb	l/s	cfm	mm	in		W	hp			
Non-reversible drills with air supply through handle														
LBB16 EP-003 ^b	300	10	0.7	1.5	8.0	17.0	6.3	1/4	1/4	290	0.4	-	8421 0108 01	8421 0108 02
LBB16 EP-005 ^b	500	10	0.7	1.5	8.0	17.0	6.3	1/4	1/4	290	0.4	21.6	8421 0108 06	8421 0108 07
LBB16 EP-010	1000	10	0.7	1.5	8.0	17.0	6.3	1/4	1/4	290	0.4	7.8	8421 0108 10	8421 0108 11
LBB16 EP-024 ^a	2400	6.5	0.6	1.2	8.0	17.0	6.3	1/4	1/4	290	0.4	4.2	8421 0108 20	8421 0108 21
LBB16 EP-033 ^a	3300	6.5	0.6	1.2	8.0	17.0	6.3	1/4	1/4	290	0.4	3.4	8421 0108 30	8421 0108 31
LBB16 EP-045 ^a	4500	6.5	0.6	1.2	8.0	17.0	6.3	1/4	1/4	290	0.4	2.0	8421 0108 40	8421 0108 41
LBB16 EP-060 ^a	6000	6.5	0.6	1.2	8.0	17.0	6.3	1/4	1/4	290	0.4	1.7	8421 0108 50	8421 0108 51
LBB16 EP-200 ^a	20000	6.5	0.6	1.2	8.0	17.0	6.3	1/4	1/4	290	0.4	0.5	8421 0108 60	-
LBB16 EPX-005 ^b	500	13	0.7	1.5	9.5	20.0	6.3	1/4	1/4	340	0.45	25.2	8421 0108 08	8421 0108 09
LBB16 EPX-010 ^b	1000	10	0.7	1.5	9.5	20	6.3	1/4	1/4	340	0.45	12.3	8421 0108 12	8421 0108 03
LBB16 EPX-024 ^a	2400	6.5	0.6	1.2	9.5	20.0	6.3	1/4	1/4	340	0.45	4.9	8421 0108 22	8421 0108 23
LBB16 EPX-033 ^a	3300	6.5	0.6	1.2	9.5	20.0	6.3	1/4	1/4	340	0.45	3.7	8421 0108 32	8421 0108 33
LBB16 EPX-045 ^a	4500	6.5	0.6	1.2	9.5	20.0	6.3	1/4	1/4	340	0.45	3.0	8421 0108 42	8421 0108 43
LBB16 EPX-060 ^a	6000	6.5	0.6	1.2	9.5	20.0	6.3	1/4	1/4	340	0.45	2.3	8421 0108 52	8421 0108 53
LBB16 EPX-200 ^a	20000	6.5	0.6	1.2	9.5	20	6.3	1/4	1/4	340	0.45	0.6	8421 0108 82	8421 0108 63
LBB26 EPX-003 ^b	300	13	0.82	1.8	14.5	31.8	10.0	3/8	1/4	500	0.7	53.5	8421 0500 00	8421 0500 01
LBB26 EPX-005 ^b	500	13	0.82	1.8	14.5	31.8	10.0	3/8	1/4	500	0.7	31.6	8421 0500 02	8421 0500 03
LBB26 EPX-007 ^b	700	13	0.82	1.8	14.5	31.8	10.0	3/8	1/4	500	0.7	24.6	8421 0500 04	8421 0500 05
LBB26 EPX-013 ^{ab}	1300	10	0.79	1.7	14.5	31.8	10.0	3/8	1/4	500	0.7	14.7	8421 0500 06	8421 0500 07
LBB26 EPX-019 ^a	1900	10	0.79	1.7	14.5	31.8	10.0	3/8	1/4	500	0.7	9.9	8421 0500 24	8421 0500 25
LBB26 EPX-026 ^a	2600	8	0.79	1.7	14.5	31.8	10.0	3/8	1/4	500	0.7	7.7	8421 0500 08	8421 0500 09
LBB26 EPX-033 ^a	3300	8	0.69	1.5	14.5	31.8	10.0	3/8	1/4	500	0.7	5.7	8421 0500 10	8421 0500 11
LBB26 EPX-045 ^a	4500	8	0.69	1.5	14.5	31.8	10.0	3/8	1/4	500	0.7	4.1	8421 0500 12	8421 0500 13
LBB26 EPX-060 ^a	6000	8	0.69	1.5	14.5	31.8	10.0	3/8	1/4	500	0.7	3.3	8421 0500 14	8421 0500 15
LBB26 EPX-200 ^a	22000	6.5	0.69	1.5	14.5	31.8	10.0	3/8	1/4	500	0.7	0.8	8421 0500 28	8421 0500 29
LBB36 H005 ^b	500	-	1.2	3.3	16.5	34.9	10	3/8	3/8	700	0.9	43.8	-	8421 0408 03
LBB36 H007 ^b	700	13	1.6	3.5	16.5	34.9	10	3/8	3/8	700	0.9	37.2	8421 0408 07	8421 0408 05
LBB36 H013 ^a	1300	10	1.5	3.3	16.5	34.9	10.0	3/8	3/8	700	0.9	19.5	8421 0408 15	8421 0408 13
LBB36 H026 ^a	2600	10	1.2	2.5	16.5	34.9	10.0	3/8	3/8	700	0.9	10.3	8421 0408 33	8421 0408 31
LBB36 H033 ^a	3300	10	1.2	2.5	16.5	34.9	10.0	3/8	3/8	700	0.9	8.6	8421 0408 41	8421 0408 39
LBB36 H060 ^a	6000	6.5	1.2	2.5	16.5	34.9	10.0	3/8	3/8	700	0.9	5.0	8421 0408 49	8421 0408 47
LBB36 H200 ^a	20000	6.5	1.0	2.2	16.5	34.9	10.0	3/8	3/8	700	0.9	1.3	8421 0408 55	8421 0408 53
LBB37 H006	600	13	1.2	2.5	20.5	44.0	10.0	3/8	3/8	820	1.1	48.0	8421 0608 06	8421 0608 14
LBB37 H015	1500	10	1.5	3.3	20.5	44.0	10.0	3/8	3/8	820	1.1	22.5	8421 0608 05	8421 0608 15
LBB37 H037	3700	10	1.2	2.5	20.5	44.0	10.0	3/8	3/8	820	1.1	9.2	8421 0608 13	8421 0608 16
LBB37 H065	6500	6.5	1.2	2.5	20.5	44.0	10.0	3/8	3/8	820	1.1	5.0	8421 0608 11	8421 0608 17
LBB37 H230	23000	6.5	1.0	2.2	20.5	44.0	10.0	3/8	3/8	820	1.1	1.3	8421 0608 03	8421 0608 18
LBB45 H004 ^b	400	16	4.3	9.3	10.0	21.0	10.0	3/8	1/4	700	0.9	-	8421 0501 16	-
LBB45 H006 ^b	600	16	4.3	9.3	10.0	21.0	10.0	3/8	1/4	700	0.9	-	8421 0501 24	8421 0501 40
LBB45 H017 ^b	1700	16	4.2	9.3	10.0	21.0	10.0	3/8	1/4	700	0.9	-	8421 0501 32	-
ATEX certified models														
LBB26 EPX005-ATEX	500	13	0.82	1.8	14.5	31.8	10	3/8	1/4	500	0.7	-	8421 0500 22	-
LBB26 EPX007-ATEX	700	13	0.82	1.8	14.5	31.8	10	3/8	1/4	500	0.7	-	8421 0500 21	-
LBB26 EPX013-ATEX	1300	10	0.79	1.7	14.5	31.8	10	3/8	1/4	500	0.7	-	8421 0500 20	-
LBB26 EPX026-ATEX	2600	8	0.79	1.7	14.5	31.8	10	3/8	1/4	500	0.7	-	8421 0500 19	-

^a Including chuck guard.

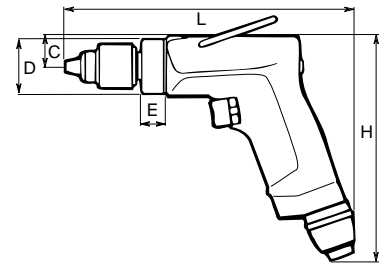
^b Including support handle.

^c Add "-U" to Model name

Dimensions

LBB EP/EPX/H

Model	L mm	H mm	C mm	D mm	E mm
LBB16 EP/EPX-200	177	131	16.5	31.4	13.8
LBB16 EP/EPX-060	177	131	16.5	31.4	13.8
LBB16 EP/EPX-045	177	131	16.5	31.4	13.8
LBB16 EP/EPX-033	177	131	16.5	31.4	13.8
LBB16 EP/EPX-024	177	131	16.5	31.4	13.8
LBB16 EP/EPX-010	190	131	16.5	31.4	27.0
LBB16 EP/EPX-005	190	131	16.5	31.4	27.0
LBB16 EP-003	190	131	16.5	31.4	27.0
LBB26 EPX-060	180	147	21	39	-
LBB26 EPX-045	180	147	21	39	-
LBB26 EPX-033	180	147	21	39	-
LBB26 EPX-026	180	147	21	39	-
LBB26 EPX-019	196	147	21	39	-
LBB26 EPX-013	196	147	21	39	-
LBB26 EPX-007	196	147	21	39	-
LBB26 EPX-005	196	147	21	39	-
LBB26 EPX-003	196	147	21	39	-
LBB36 H200	217	157	23	41.5	16.5
LBB36 H060	217	157	23	41.5	16.5
LBB36 H033	217	157	23	41.5	16.5
LBB36 H026	217	157	23	41.5	16.5
LBB36 H013	256	157	23	41.5	64.0
LBB36 H007	256	157	23	41.5	64.0
LBB36 H005	256	157	23	41.5	64.0
LBB37 H230	217	157	23	41.5	16.5
LBB37 H065	217	157	23	41.5	16.5
LBB37 H037	217	157	23	41.5	16.5
LBB37 H015	256	157	23	41.5	64.0
LBB37 H006	256	157	23	41.5	64.0
LBB45 H006	360	185	33	60	113
LBB45 H017	360	185	33	60	113
LBB45 H004	360	185	33	60	113



Accessories Included

Chuck, chuck key, hose nipple.

LBB16 and -36/37 with suspension yoke and with chuck guard where possible.

LBB16 and -36/37 have a 3/8" -24 UNF spindle thread.

LBB36 H005 and LBB37 H006 have a 1/2" -20 UNF thread.

LBB45 has a JT3 taper mount.

Optional Accessories

KEY CHUCKS

Mount	Body diam mm	Chuck cap. mm	Ordering No.		
			Chuck (key incl)	Key only	Key designation
1/2-20UNF	43	2.0-13.0	4021 0289 01	4021 0465 00	S2
3/8-24UNF	30	0.0- 6.5	4021 0283 00	4021 0293 00	S1
3/8-24UNF	30	0.5- 8.0	4021 0495 00	4021 0293 00	S1
3/8-24UNF	36	2.0-10.0	4021 0416 00	4021 0449 00	S8
3/8-24UNF	46	2.0-13.0	4021 0289 00	4021 0465 00	S2
JT3	59	3.0-16.0	4021 0423 00	4021 0301 00	S3



Key chuck

QUICK CHUCKS

Mount	Chuck dia mm	Chuck capacity mm	Ordering No.
3/8-24UNF	34	0.0- 6.5	4021 0400 00
3/8-24UNF	34	0.0- 8.0	4021 0401 00
3/8-24UNF	36	0.0-10.0	4021 0402 00
3/8-24UNF	36	2.0-13.0	4021 0403 00



Quick chuck

Optional Accessories

COLLET CHUCK AND COLLETS

Designation	Capacity		Ordering No.
	mm	in	
Collet	3		4150 0081 00
	6		4150 0075 00
	8	5/16	4150 0074 00
		1/8	4150 0082 00
		5/32	4150 0648 00
		3/16	4150 0649 00
		1/4	4150 0076 00
	Collet holder		
Collet nut			4150 0760 00



Collet chuck and collets

CHUCK GUARDS

For model	Max chuck dia mm	Ordering No.
LBB16 ^a	30	4110 1619 04
LBB26	36	4110 1728 02
LBB26	30	4110 1728 03
LBB36 ^b	36	4110 1415 00
LBB37 ^b	36	4110 1415 00



Chuck guard

^a The guards do not fit 1000 r/min models, 500 r/min and 300 r/min models.

^b The chuck guards do not fit the 500 r/min, 600 r/min or 700 r/min models.

SUPPORT HANDLES

For model	Ordering No.
LBB16	4110 1355 92
LBB26	4110 1355 95
LBB36/37	4110 1355 82
LBB45	4110 1355 84



Support handle

FLEX CONNECT

For model	Ordering No.
LBB16	4110 1601 80

Key chuck



Flex connect

SPOT SUCTION ATTACHMENT

For model	Hose size in	Spot suction kit ^a Ordering No.	Hose kit Ordering No.
LBB16	1 1/4	4110 1715 80	4112 1227 00
LBB26	1 1/4	4110 1715 84	4112 1227 00
LBB36/37	1 1/4	4110 1716 80	4112 1227 00

^a Spare part, nose piece kit, Ordering No. 4110 1700 90.

Other standard sizes of front nozzle available.



Spot suction attachment

OPTIONAL ACCESSORIES – LBB45

Designation	Ordering No.
No. 2 Morse socket	4130 1080 00

Service Kits



LBB16	4081 0271 90
LBB26	4081 2028 90
LGB/LBV34	4081 0035 90
LBB36/37	4081 0194 90
LBB45	4081 0139 90

Atlas Copco straight drills are primarily intended for vertical drilling operations and for drilling in cramped spaces.

- Quiet – Very low noise level.
- Very high power to weight ratio.
- Adjustable exhaust – The exhaust air is directed away from the operator.
- Lubrication-free – LBB16 drills are lubrication-free for clean working environment and operator comfort.



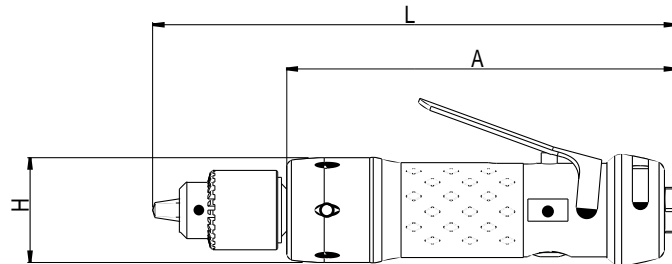
LBB16

Model	Free speed ^a r/min	Chuck capacity mm	Weight		Air consumption at free speed		Hose size		Air inlet thread BSP	Power		With chuck Ordering No.	Without chuck	
			kg	lb	l/s	cfm	mm	in		W	hp		Model	Ordering No.
Drills with rear exhaust														
LBB16 S260	26000	6.5	0.55	1.1	8.0	17	6.3	1/4	1/4	350	0.47	8421 0210 00	S260-U	8421 0210 10
LBB16 S064	6400	6.5	0.55	1.1	8.0	17	6.3	1/4	1/4	350	0.47	8421 0210 01	S064-U	8421 0210 11
LBB16 S045	4500	6.5	0.55	1.1	8.0	17	6.3	1/4	1/4	350	0.47	8421 0210 02	S045-U	8421 0210 12
LBB16 S038	3800	6.5	0.55	1.1	8.0	17	6.3	1/4	1/4	350	0.47	8421 0210 03	S038-U	8421 0210 13
LBB16 S029	2900	8	0.60	1.2	8.0	17	6.3	1/4	1/4	350	0.47	8421 0210 04	S029-U	8421 0210 14
LBB16 S022	2200	10	0.70	1.5	8.0	17	6.3	1/4	1/4	350	0.47	8421 0210 05	S022-U	8421 0210 15
LBB16 S012	1200	10	0.70	1.5	8.0	17	6.3	1/4	1/4	350	0.47	8421 0210 06	S012-U	8421 0210 16

^a The free speed can be reduced to 50% of the maximum speed using the trim valve.

Dimensions

Model	L	H	A
LBB16 S260	196	39	146
LBB16 S064	196	39	146
LBB16 S045	196	39	146
LBB16 S038	196	39	146
LBB16 S029	196	39	146
LBB16 S022	219	39	159
LBB16 S012	219	39	159



Accessories Included

- Chuck, chuck key
- Suspension yoke and chuck guard

Optional Accessories

SAFETY LEVER

For model	Ordering No.
LBB16S	4110 1787 90




Safety lever

Service Kits



LBB16 4081 0438 90

- Quiet – Very low noise level.
- Low air consumption – Good operating economy.
- Side exhaust – The air can be directed to suit the operator.
- Rear exhaust – The air is piped away through a pliant hose.
- Lubrication-free – For clean working environment and operator comfort.
- Collet chuck or threaded spindle.
- Multiple lever options.



Model	Free speed r/min	Setting range rpm	Collet or chuck capacity mm	Weight		Air consumption at free speed		Hose dimension		Air inlet thread BSP	Power		Ordering No.
				kg	lb	l/s	cfm	mm	in		W	hp	
30° angle head													
LBV11 S029-S30	2900	–	5	0.5	1.1	4.0	8.5	5.0	1/8	1/8	110	0.16	8421 0108 70
LBV16 032-30	3200	1500-3200	5	0.5	1.1	8.7	18.4	6.3	1/4	1/4	300	0.4	8421 0110 05
LBV16 032-S30	3200	1500-3200	5	0.45	1.0	8.7	18.4	6.3	1/4	1/4	300	0.4	8421 0110 04
LBV16 032-32	3200	1500-3200	°	0.5	1.1	8.7	18.4	6.3	1/4	1/4	300	0.4	8421 0110 07
LBV16 032-S32	3200	1500-3200	°	0.45	1.0	8.7	18.4	6.3	1/4	1/4	300	0.4	8421 0110 06
LBV16 045-30	4500	3200-4500	5	0.5	1.1	8.7	18.4	6.3	1/4	1/4	300	0.4	8421 0110 71
LBV36 S030-30°	3000	–	5	1.0	2.2	17.0	36.0	10.0	3/8	1/4	510	0.73	8421 0414 70
45° angle head													
LBV16 032-45	3200	1500-3200	5	0.5	1.1	8.7	18.4	6.3	1/4	1/4	300	0.4	8421 0110 59
LBV16 032-46	3200	1500-3200	°	0.5	1.1	8.7	18.4	6.3	1/4	1/4	300	0.4	8421 0110 60
90° angle head													
LBV11 S029-S90	2900	–	5	0.5	1.1	4.0	8.5	5.0	1/8	1/8	110	0.16	8421 0109 79
LBV16 032-90	3200	1500-3200	5	0.5	1.1	8.7	18.4	6.3	1/4	1/4	300	0.4	8421 0110 00
LBV16 032-S90	3200	1500-3200	5	0.45	1.0	8.7	18.4	6.3	1/4	1/4	300	0.4	8421 0110 01
LBV16 032-92	3200	1500-3200	°	0.5	1.1	8.7	18.4	6.3	1/4	1/4	300	0.4	8421 0110 03
LBV16 032-S92	3200	1500-3200	°	0.45	1.0	8.7	18.4	6.3	1/4	1/4	300	0.4	8421 0110 02
LBV16 045-90	4500	3200-4500	5	0.5	1.1	8.7	18.4	6.3	1/4	1/4	300	0.4	8421 0110 20
LBV16 045-92	4500	3200-4500	°	0.5	1.1	8.7	18.4	6.3	1/4	1/4	300	0.4	8421 0110 21
LBV16 055-90	5500	4500-5500	5	0.5	1.1	8.7	18.4	6.3	1/4	1/4	300	0.4	8421 0110 23
LBV16 055-S92	5500	4500-5500	°	0.45	1.0	8.7	18.4	6.3	1/4	1/4	300	0.4	8421 0110 58
LBV36 S030-90°	3000	–	5	1.0	2.2	17.0	36.0	10.0	3/8	1/4	510	0.73	8421 0414 60
LBV36 S030-92°	3000	–	°	1.0	2.2	17.0	36.0	10.0	3/8	1/4	510	0.73	8421 0414 64
LBV36 S045-90°	4500	–	5	1.0	2.2	17.0	36.0	10.0	3/8	1/4	510	0.73	8421 0414 62
360° angle head													
LBV16 032-90Z	3200	1500-3200	5	0.5	1.1	8.7	18.4	6.3	1/4	1/4	300	0.4	8421 0110 64
LBV16 032-92Z	3200	1500-3200	°	0.5	1.1	8.7	18.4	6.3	1/4	1/4	300	0.4	8421 0110 68
90° angle head – large angle head													
LBV16 005-91	500	200-500	6.6	0.6	1.2	8.7	18.4	6.3	1/4	1/4	300	0.4	8421 0110 11
LBV16 005-93	500	200-500	°	0.6	1.2	8.7	18.4	6.3	1/4	1/4	300	0.4	8421 0110 12
LBV16 010-91	1000	500-1000	6.6	0.6	1.2	8.7	18.4	6.3	1/4	1/4	300	0.4	8421 0110 16
LBV16 010-93	1000	500-1000	°	0.6	1.2	8.7	18.4	6.3	1/4	1/4	300	0.4	8421 0110 17
LBV16 018-91	1800	800-1800	6.6	0.55	1.2	8.7	18.4	6.3	1/4	1/4	300	0.4	8421 0110 18
LBV16 018-93	1800	800-1800	°	0.55	1.2	8.7	18.4	6.3	1/4	1/4	300	0.4	8421 0110 19
LBV16 032-91	3200	1500-3200	6.6	0.55	1.2	8.7	18.4	6.3	1/4	1/4	300	0.4	8421 0110 09
LBV16 032-93	3200	1500-3200	°	0.55	1.2	8.7	18.4	6.3	1/4	1/4	300	0.4	8421 0110 10
LBV16 032-S93	3200	1500-3200	°	0.45	1.2	8.7	18.4	6.3	1/4	1/4	300	0.4	8421 0110 39
LBV16 045-91	4500	3200-4500	6.6	0.55	1.2	8.7	18.4	6.3	1/4	1/4	300	0.4	8421 0110 38
LBV36 S030-91°	3000	–	6.6	1.0	2.2	17.0	36.0	10.0	3/8	1/4	510	0.73	8421 0414 50
LBV36 S060-91°	6000	–	6.6	1.0	2.2	17.0	36.0	10.0	3/8	1/4	510	0.73	8421 0414 51
LBV36 S030-93°	3000	–	°	1.0	2.2	17.0	36.0	10.0	3/8	1/4	510	0.73	8421 0414 52
LBV36 S060-93°	6000	–	°	1.0	2.2	17.0	36.0	10.0	3/8	1/4	510	0.73	8421 0414 53
90° angle head – Key chuck models													
LBV16 018-11	1800	800-1800	8.0 ^a	0.8	1.7	8.7	18.4	6.3	1/4	1/4	300	0.4	8421 0110 22
LBV34 S005 ^b	500	–	13 ^a	2.1	4.6	7.5	15.9	10.0	3/8	1/4	400	0.6	8421 0309 04
LBV34 S010 ^b	1000	–	10 ^a	2.0	4.4	7.5	15.9	10.0	3/8	1/4	400	0.6	8421 0309 12
LBV34 S040 ^b	4000	–	6.5 ^a	1.5	3.3	7.5	15.9	10.0	3/8	1/4	400	0.6	8421 0309 46

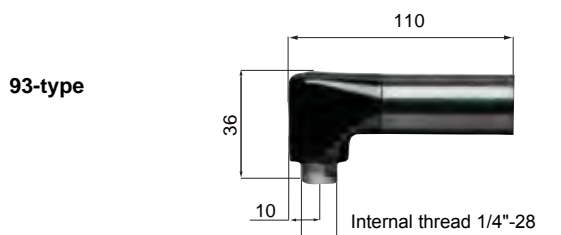
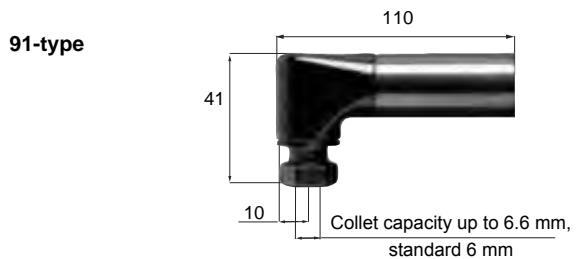
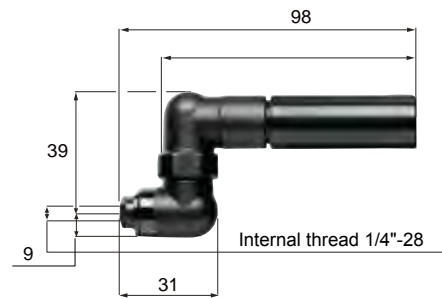
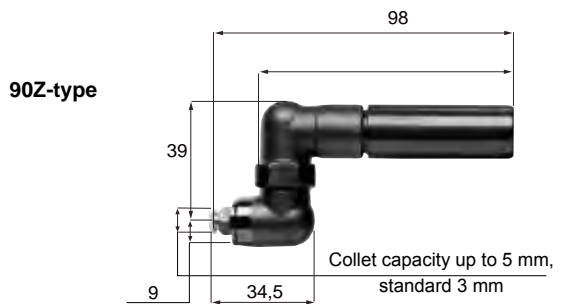
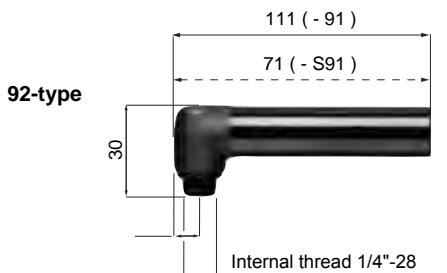
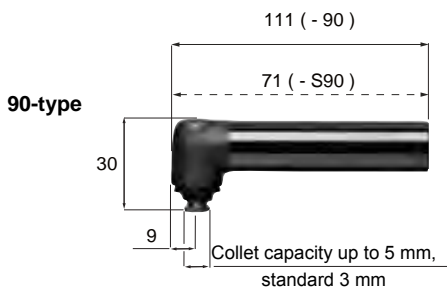
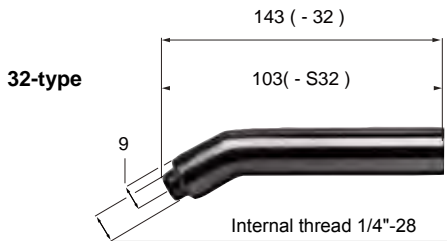
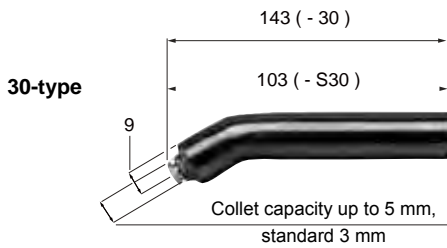


LBV37

Model	Free speed r/min	Setting range rpm	Collet or chuck capacity mm	Weight		Air consumption at free speed		Hose dimension		Air inlet thread BSP	Power		Ordering No.
				kg	lb	l/s	cfm	mm	in		W	hp	
90° angle head – heavy-duty													
LBV37 030	3000	–	^c	1.1	2.4	22	46	10.0	3/8	3/8	820	1.1	8421 0414 54
LBV37 HD030	3000	–	^d	1.1	2.4	22	46	10.0	3/8	3/8	820	1.1	8421 0414 56

^a Spindle thread, male 3/8"-24 UNF. ^b Side exhaust. ^c Internal thread 1/4"-28. ^d Internal thread 5/16". ^e Short lever as standard.

Dimensions

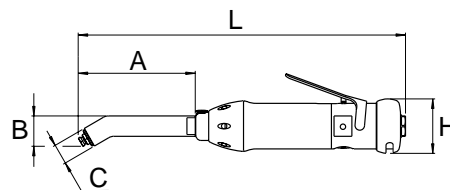


Dimensions

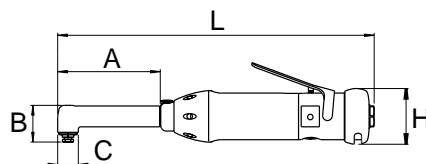
DRILLING CAPACITY

Model	Angle head mm				
	A	B	C	L	H
LBV11 S027-S30	59	25	18	224	30
LBV11 S025-S90	44	30	18	204	30
LBV16 032-S30	103	25	17	241	42
LBV16 032-30	143	25	17	281	42
LBV16 032-S32	103	25	17	241	42
LBV16 032-32	143	25	17	281	42
LBV16 032-90	111	30	17	248	42
LBV16 032-S90	71	30	17	209	42
LBV16 032-S92	71	30	17	209	42
LBV16 032-92	111	30	17	249	42
LBV16 032-90Z	145	48	17	283	42
LBV16 032-91	110	39	20	248	42
LBV16 032-93	110	36	20	248	42
LBV16 005-91	110	39	20	248	42
LBV16 005-93	110	36	20	248	42
LBV16 010-91	110	39	20	248	42
LBV16 010-93	110	36	20	248	42
LBV16 018-91	110	39	20	248	42
LBV16 018-93	110	36	20	248	42
LBV34 S040	92	97	20	255	43
LBV34 S010	92	114	20	290	43
LBV34 S005	92	120	20	290	43
LBV36 S030-91	92	41	20	252	43
LBV36 S060-91	92	41	20	252	43
LBV36 S030-93	92	36	20	252	43
LBV36 S060-93	92	36	20	252	43
LBV36 S030-30	122	26	18	281	43
LBV36 S045-30	122	26	18	281	43
LBV36 S030-90	112	30	18	272	43
LBV36 S045-90	112	30	18	272	43
LBV36 S030-92	112	30	18	272	43
LBV37 030	55	39	23	262	43
LBV37 HD030	55	39	23	262	43

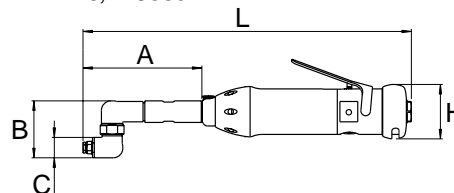
LBV11, -16, -3630°



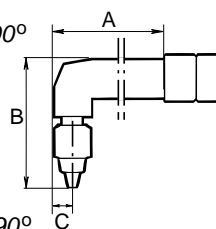
LBV11, -16, -3690°



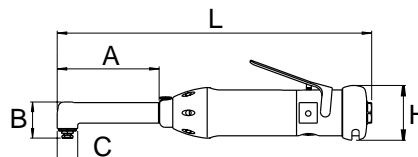
LBV16, -25360°



LBV3490°



LBV3790°



Accessories Included

KEY WRENCHES

- Collet or chuck with key
- 3 mm collet (5.0 collet capacity head)
- 6 mm collet (6.6 collet capacity head)

Optional Accessories

SAFETY LEVERS

For model	Ordering No.
LBV16	4110 1787 90
LBV36/37	4150 1594 97



Safety lever

SHORT LEVERS

For model	Ordering No.
LBV16	4210 2306 04

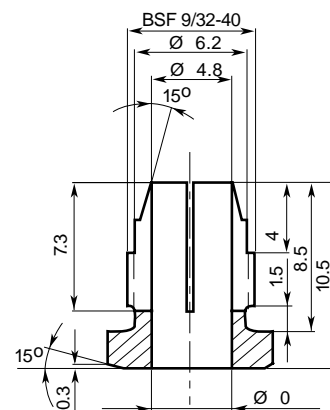


Short lever

COLLETS FOR 5.0 MM CAPACITY HEAD LBV11, LBV16 – (-30, -90, -90Z) AND LBV36 (-30, -90)

Capacity mm	Ordering No.	Capacity mm	Ordering No.	Capacity in	Ordering No.
1.0	4110 0438 01	3.4	4110 0438 33	1/16	4110 0438 19
1.5	4110 0438 02	3.5	4110 0438 13	3/32	4110 0438 20
1.8	4110 0438 28	3.6	4110 0438 24	1/8	4110 0438 21
2.0	4110 0438 03	3.7	4110 0438 34	5/32	4110 0438 22
2.1	4110 0438 29	3.8	4110 0438 14	3/16	4110 0438 23
2.2	4110 0438 04	3.9	4110 0438 35		
2.3	4110 0438 30	4.0	4110 0438 15		
2.4	4110 0438 05	4.1	4110 0438 25		
2.5	4110 0438 06	4.2	4110 0438 26		
2.6	4110 0438 07	4.3	4110 0438 36		
2.7	4110 0438 31	4.4	4110 0438 37		
2.8	4110 0438 32	4.5	4110 0438 16		
2.9	4110 0438 08	4.6	4110 0438 38		
3.0	4110 0438 09	4.7	4110 0438 39		
3.1	4110 0438 10	4.8	4110 0438 18		
3.2	4110 0438 11	4.9	4110 0438 40		
3.3	4110 0438 12	5.0	4110 0438 27		

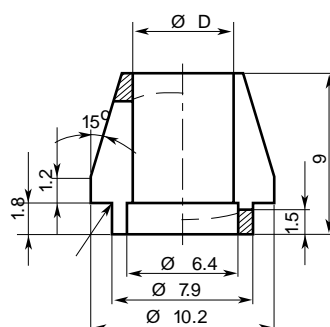
Collets for 5.0 mm (Thread BSF 9/32 -40)



COLLETS FOR 6.6 MM CAPACITY HEAD LBV16 (-91) AND LBV36 (-91)

Capacity mm	Ordering No.	Capacity mm	Ordering No.
1.6	4110 1411 01	4.2	4110 1411 14
1.8	4110 1411 02	4.4	4110 1411 15
2.0	4110 1411 03	4.6	4110 1411 16
2.2	4110 1411 04	4.8	4110 1411 17
2.4	4110 1411 05	5.0	4110 1411 18
2.6	4110 1411 06	5.2	4110 1411 19
2.8	4110 1411 07	5.4	4110 1411 20
3.0	4110 1411 08	5.6	4110 1411 21
3.2	4110 1411 09	5.8	4110 1411 22
3.4	4110 1411 10	6.0	4110 1411 23
3.6	4110 1411 11	6.2	4110 1411 24
3.8	4110 1411 12	6.4	4110 1411 25
4.0	4110 1411 13	6.6	4110 1411 26

Collets for 6.6 mm



Collet nut 4110 1410 00, to be ordered separately.



Service Kits

LBV16	4081 0322 90
LBV24	4081 0005 90
LBV25	4081 0272 90
LGB/LBV34	4081 0035 90
LBV36 (30, 90/92)	4081 0263 90
LBV36 (91/93)	4081 0251 90
LBV37	4081 0431 90

Modular Drills

The LBD16M and LBP16M are designed with the operator in focus. A lightweight tool with a powerful air motor combined with interchangeable angle heads equals excellent flexibility in any handheld drilling operation. Swap to a new head in a matter of seconds with the easy-to-use quick change mechanism. With the LBD16M and LBP16M, you are always ready to take on any job in ever changing drilling applications.

- Quick change system – Easy-to-use and robust quick change design for high durability.
- Indexable head – The head can be positioned in any direction for maximum accessibility.
- High power lubrication free motor – No more oil aerosols, for a safer and cleaner working environment.



Model	Free speed ^a rpm	Motor speed ^b	Weight		Air consumption		Hose size		Air inlet thread BSP	Power		Ordering No.
			kg	lb	l/s	cfm	mm	in		W	hp	
Straight motor units												
LBD16M-005	500	600	0.57	1.25	8.7	18.4	6.3	1/4	1/4	300	0.4	8421 0122 05
LBD16M-010	1000	1200	0.57	1.25	8.7	18.4	6.3	1/4	1/4	300	0.4	8421 0122 10
LBD16M-018	1800	2100	0.57	1.25	8.7	18.4	6.3	1/4	1/4	300	0.4	8421 0122 18
LBD16M-032	3200	3600	0.45	1	8.7	18.4	6.3	1/4	1/4	300	0.4	8421 0122 32
LBD16M-045	4500	5100	0.45	1	8.7	18.4	6.3	1/4	1/4	300	0.4	8421 0122 45
LBD16M-055	5500	6200	0.45	1	8.7	18.4	6.3	1/4	1/4	300	0.4	8421 0122 55
Pistol motor units												
LBP16M-005	500	600	0.6	1.3	9.5	20.0	6.3	1/4	1/4	340	0.45	8421 0124 05
LBP16M-010	1000	1100	0.6	1.3	9.5	20.0	6.3	1/4	1/4	340	0.45	8421 0124 10
LBP16M-018	1800	2100	0.5	1.1	9.5	20.0	6.3	1/4	1/4	340	0.45	8421 0124 18
LBP16M-033	3300	3700	0.5	1.1	9.5	20.0	6.3	1/4	1/4	340	0.45	8421 0124 33
LBP16M-045	4500	5100	0.5	1.1	9.5	20.0	6.3	1/4	1/4	340	0.45	8421 0124 45
LBP16M-060	6000	6800	0.5	1.1	9.5	20.0	6.3	1/4	1/4	340	0.45	8421 0124 60

^a The free speed is given when used with a 90° angle head. ^b Multiply this value with the Speed ratio to get the free speed of each angle head.

ANGLE HEADS

Model	Angle head	Weight		Collet cap.	Thread in	Speed ratio	Length		Ordering No.
		kg	lb				mm	in	
Angle heads with collet - Short									
BHM90SC-5-0	90°	0.2	0.5	5.0	–	14:16	65.5	2.58	8421 0123 02
Angle heads with collet - Standard									
BHM90C-5-0	90°	0.17	0.36	5.0	–	14:16	88.5	3.48	8421 0123 00
BHM90C-6-6	90°	0.24	0.55	6.6	–	14:16	89.6	3.53	8421 0123 05
BHM90C-8-0	90°	0.24	0.55	8.0	–	14:17	89.7	3.54	8421 0123 80
BHM45C-5-0	45°	0.20	0.44	5.0	–	14:15	117.3	4.62	8421 0123 10
BHM30C-5-0	30°	0.20	0.44	5.0	–	14:15	120.4	4.74	8421 0123 20
BHM30C-6-6	30°	0.20	0.44	6.6	–	14:15	127	5	8421 0123 15
BHM90ZC-5-0	360°	0.21	0.47	5.0	–	7:9	100.8	3.97	8421 0123 30
BHM90XZC-5-0	360°	0.25	0.55	5.0	–	7:9	141.5	5.57	8421 0123 33
BHM90ZC-6-6	360°	0.21	0.47	6.6	–	7:9	108	4.25	8421 0123 40
Angle heads with collet - Extended									
BHM90EC-5-0	90°	0.26	0.58	5.0	–	14:16	128.5	5.06	8421 0123 08
BHM45EC-5-0	45°	0.29	0.64	5.0	–	14:15	157.3	6.19	8421 0123 18
BHM30EC-5-0	30°	0.29	0.64	5.0	–	14:15	160.4	6.31	8421 0123 28
BHM90EZC-5-0	360°	0.30	0.67	5.0	–	7:9	140.8	5.54	8421 0123 38
Angle head with internal thread - Standard									
BHM90T-1-4	90°	0.17	0.36	–	1/4"-28	14:16	88.5	3.48	8421 0123 01
BHM90LT-1-4	90°	0.23	0.52	–	1/4"-28	14:16	89.6	3.53	8421 0123 06
BHM45T-1-4	45°	0.20	0.44	–	1/4"-28	14:15	118.2	4.65	8421 0123 11
BHM30T-1-4	30°	0.20	0.44	–	1/4"-28	14:15	121.1	4.77	8421 0123 21
BHM90ZT-1-4	360°	0.21	0.47	–	1/4"-28	7:9	101	3.98	8421 0123 31
Angle head with internal thread - Extended									
BHM90ET-1-4	90°	0.26	0.58	–	1/4"-28	14:16	128.5	5.06	8421 0123 09
BHM45ET-1-4	45°	0.29	0.64	–	1/4"-28	14:15	157.9	6.22	8421 0123 19
BHM30ET-1-4	30°	0.29	0.64	–	1/4"-28	14:15	161.1	6.34	8421 0123 29
BHM90EZT-1-4	360°	0.30	0.67	–	1/4"-28	7:9	141	5.55	8421 0123 39
Straight short angle head									
BHM0C-5-0	0°	0.14	0.31	5.0	–	1:1	78	3.07	8421 0123 43
BHM0T-1-4	0°	0.14	0.31	–	1/4"-28	1:1	78	3.07	8421 0123 44
Angle head with key chuck									
BHM90CH-8-0	90°	0.35	0.77	8.0	–	14:16	130.3	5.13	8421 0123 58

Angle heads



BHM90EC-5-0



BHM30ET-1-4



BHM 90ZC-5-0



BHM90C 8 0



BHM 30EC-5-0



BHM90EZC-5-0



BHM90C-6-6



BHM30-6-6



BHM90XZC-5-0



BHM 90CH-8-0



BMH 45C-5-0



BHM90ZC-6-6



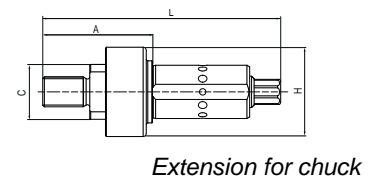
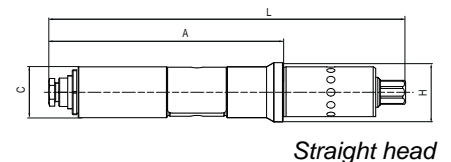
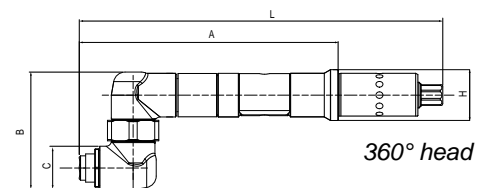
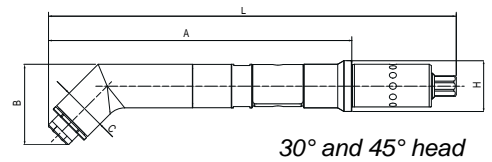
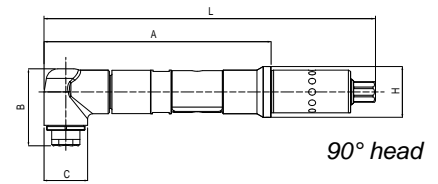
BHM 45EC-5-0



BHMOC-5-0

Dimensions – Drill Heads

Model	P/N	Angle Head mm				
		A	B	C	H	L
30° Heads						
BHM30EC-5-0	8421 0123 28	160.4	25.2	17	201	19.8
BHM30T-1-4	8421 0123 21	121.1	26.4	17	161.6	19.8
BHM30C-5-0	8421 0123 20	120.4	25	17	161	19.8
BHM30ET-1-4	8421 0123 29	161.1	26.4	17	201.8	19.8
BHM30C-6-6	8421 0123 15	127.3	32.3	17	168	19.8
45° Heads						
BHM45EC-5-0	8421 0123 18	157.3	30.5	17	198	19.8
BHM45T-1-4	8421 0123 11	118.2	31.4	17	159	19.8
BHM45C-5-0	8421 0123 10	117.3	30.5	17	158	19.8
BHM45ET-1-4	8421 0123 19	158.2	31.4	17	199	19.8
Straight Heads						
BHM0C-5-0	8421 0123 43	78	-	17	119	19.8
BHM0T-1-4	8421 0123 44	78	-	17	119	19.8
90° Heads						
BHM90C-5-0	8421 0123 00	88.5	29.8	17	129.2	19.8
BHM90T-1-4	8421 0123 01	88.5	30	17	129.2	19.8
BHM90C-6-6	8421 0123 05	90	39.3	20	130.3	20
BHM90LT-1-4	8421 0123 09	90	36	20	130.3	20
BHM90EC-5-0	8421 0123 08	128.5	29.8	147	169.2	19.8
BHM90ET-1-4	8421 0123 09	128.5	30	14	169.2	19.8
BHM90C-8-0	8421 0123 80	90	41.1	20	130.3	20
360° Heads						
BHM90ZC-5-0	8421 0123 30	100.8	45.9	17	141.5	19.8
BHM90ZT-1-4	8421 0123 31	101	45.9	17	141.5	19.8
BHM90EZC-5-0	8421 0123 38	140.8	45.9	17	181.5	19.8
BHM90EZT-1-4	8421 0123 39	141	45.9	17	181.5	19.8
BHM90ZC-6-6	8421 0123 40	107.3	45.9	17	148	19.8
Extension - for chuck						
Extension	4110 1692 90	35	-	17.5	76	28.5



Accessories Included

Key wrenches,
Collet or chuck with key
3 mm collet (5.0 collet capacity head)
6 mm collet (6.6 collet capacity head)
8 mm collet (8.0 collet capacity head)

Accessories Optional

Chuck Extension for model	Ordering No.
LBD16M, LBP16M	4110 1692 90

Safety lever for model	Ordering No.
LBD16M	4110 1787 90

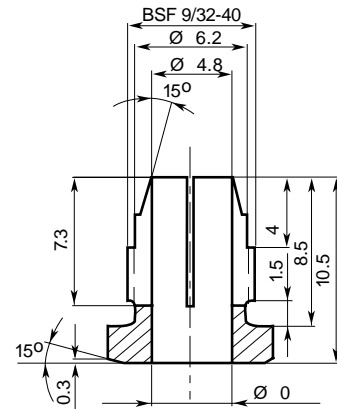
Short lever for model	Ordering No.
LBD16M	4210 2306 04



Collets for 5.0 mm capacity heads (BHMC-5-0)

Capacity mm	Ordering No.	Capacity mm	Ordering No.	Capacity mm	Ordering No.
1.0	4110 0438 01	2.9	4110 0438 08	4.1	4110 0438 25
1.5	4110 0438 02	3.0	4110 0438 09	4.2	4110 0438 26
1.8	4110 0438 28	3.1	4110 0438 10	4.3	4110 0438 36
2.0	4110 0438 03	3.2	4110 0438 11	4.4	4110 0438 37
2.1	4110 0438 29	3.3	4110 0438 12	4.5	4110 0438 16
2.2	4110 0438 04	3.4	4110 0438 33	4.6	4110 0438 38
2.3	4110 0438 30	3.5	4110 0438 13	4.7	4110 0438 39
2.4	4110 0438 05	3.6	4110 0438 24	4.8	4110 0438 18
2.5	4110 0438 06	3.7	4110 0438 34	4.9	4110 0438 40
2.6	4110 0438 07	3.8	4110 0438 14	5.0	4110 0438 27
2.7	4110 0438 31	3.9	4110 0438 35		
2.8	4110 0438 32	4.0	4110 0438 15		

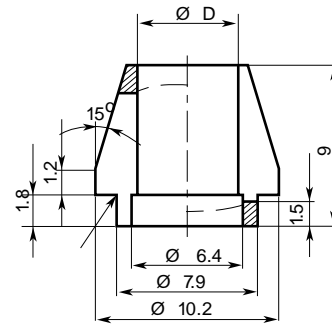
Capacity in	Ordering No.	Capacity in	Ordering No.	Capacity in	Ordering No.
1/16	4110 0438 19	1/8	4110 0438 21	3/16	4110 0438 23
3/32	4110 0438 20	5/32	4110 0438 22		



Collets for 5.0 mm (Thread BSF 9/32 -40)

Collets for 6.6 mm capacity heads (BHMC-6-6)

Capacity mm	Ordering No.	Capacity mm	Ordering No.	Capacity mm	Ordering No.
1.6	4110 1411 01	3.4	4110 1411 10	5.2	4110 1411 19
1.8	4110 1411 02	3.6	4110 1411 11	5.4	4110 1411 20
2.0	4110 1411 03	3.8	4110 1411 12	5.6	4110 1411 21
2.2	4110 1411 04	4.0	4110 1411 13	5.8	4110 1411 22
2.4	4110 1411 05	4.2	4110 1411 14	6.0	4110 1411 23
2.6	4110 1411 06	4.4	4110 1411 15	6.2	4110 1411 24
2.8	4110 1411 07	4.6	4110 1411 16	6.4	4110 1411 25
3.0	4110 1411 08	4.8	4110 1411 17	6.6	4110 1411 26
3.2	4110 1411 09	5.0	4110 1411 18		

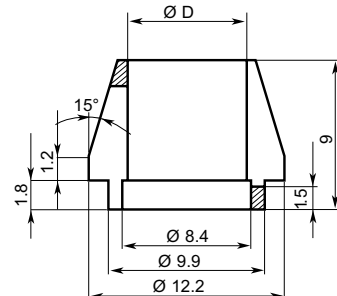


Collets for 6.6 mm

LBD16Mc	4081 0322 90
LBP16M	4081 0271 90

Collet for 8.0 mm capacity head (BHM90C-8-0)

Capacity mm	Ordering No.	Capacity mm	Ordering No.	Capacity mm	Ordering No.
6.8	4110 1812 01	7.4	4110 1812 04	8.0	4110 1812 07
7.0	4110 1812 02	7.6	4110 1812 05		
7.2	4110 1812 03	7.8	4110 1812 06		



Collets for 8.0 mm



Service Kits

LBD16Mc	4081 0322 90
LBP16M	4081 0271 90

The Atlas Copco LBS36 drill is equipped with an integrated micro stop. It is designed for the aerospace industry where the focus is on high-precision drilling, reaming and countersinking.

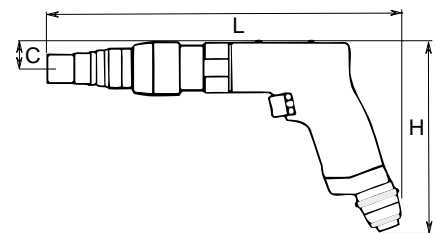
- Accurate – The integrated micro stop function makes the LBS36 unique for high-precision drilling of rivet holes and other fasteners. Minimized spindle run-out is achieved by eliminating standard drill chuck.
- Ergonomic handle design – The integrated micro stop function makes the tool shorter and lighter in weight.
- Flexible – Can be used for drilling, reaming, countersinking and, in certain applications, a combined operation using a form bit.
- Dust extraction – Equipped with a specially designed spot suction system for working in composite materials.
- Lubrication-free – For clean working environment and operator comfort.



Model	Free speed r/min	Spindle thread in/mm	Stroke		Setting range ±		Weight		Hose size		Air consumption		Air inlet thread BSP	Ordering No.
			mm	in	mm	in	kg	lb	mm	in	l/s	cfm		
LBS26 H033-40	3300	1/4"-28	40	1.6	6	1/4	0.9	2.0	10	3/8	14.5	31.8	3/8	8421 0220 40
LBS26 H013-40	1300	1/4"-28	40	1.6	6	1/4	1.2	2.6	10	3/8	14.5	31.8	3/8	8421 0220 45
LBS36 H033-40	3300	1/4"-28	40	1.6	6	1/4	1.2	2.6	10	3/8	16.5	34.9	3/8	8421 0220 80
LBS36 H013-40	1300	1/4"-28	40	1.6	6	1/4	1.5	3.3	10	3/8	16.5	34.9	3/8	8421 0220 90

Dimensions

Model	L mm	H mm	C mm
LBS26 H033-40	253	146	21
LBS26 H013-40	285	146	21
LBS36 H033-40	281	157	21
LBS36 H013-40	314	157	21



Accessories Included

- Hose nipple
- 2x2 mm Allen wrenches

Optional Accessories

Designation		Attachment	Ordering No.
Plain base, dia 24 mm	Fig 1	M 20x1	4110 1521 00
Plain base for nylon ring (attached with thread M35x1)	Fig 2	M 20x1	4110 1522 00
Separate nylon ring for above base, outer dia 40 mm, thread M35x1	Fig 3	M 20x1	4110 1523 00
Plain base, dia 14.5 mm	Fig 4	M 20x1	4110 1520 00
Tripod, nylon supported	Fig 5	Dia 22 mm	4110 1524 00

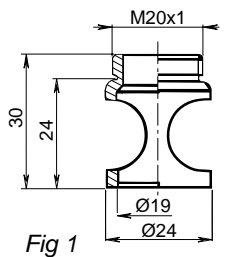


Fig 1

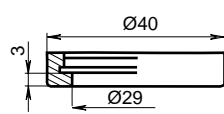


Fig 3

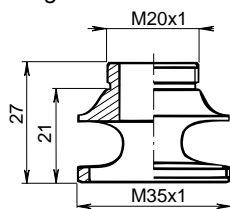


Fig 2

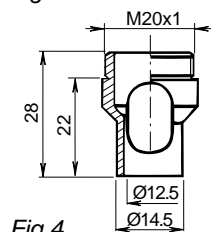


Fig 4

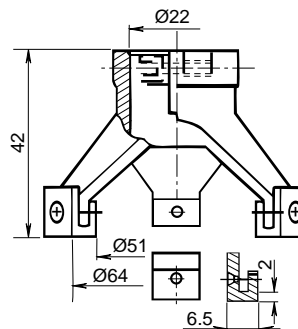


Fig 5



Service Kits

- LBS26 4081 0507 90
- LBS36 4081 0005 90

Atlas Copco tappers are designed for tapping and thread-cleaning operations with thread taps. The tools are fitted with a tap chuck as standard.

- Comfortable and effective – The ergonomically designed handle gives a comfortable grip and maximum performance.
- Higher productivity – Double speed when you withdraw the machine.
- Low noise level – Rear-directed exhaust gives a lower noise level.
- Lubrication-free – For a clean working environment and operator comfort.
- Quick change system – Upgrade your old tool, or order a new one with this system. Various tap holders can be used to change a broken tap or to change to a different tap size.
- Lower cost – The efficient air motor, together with interchangeable components from our standard drills, cut your costs.



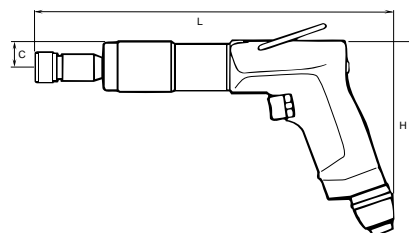
Model	Free speed		Tapping capacity mm	Weight		Hose dimension		Air inlet thread BSP	Air consumption		With chuck Ordering No.
	Forward r/min	Reverse r/min		kg	lb	mm	in		l/s	cfm	
Pistol-grip tappers with air supply through handle											
LGB34 H007	700	1400	10	1.8	4.0	10.0	3/8	1/4	7.5	15.9	8421 0311 66
LGB34 H007Q ^a	700	1400	10	1.8	4.0	10.0	3/8	1/4	7.5	15.9	8421 0311 76
LGB36 H007Q ^a	700	1400	12	2.0	4.4	10.0	3/8	3/8	16.5	34.9	8421 0411 00
Straight tappers											
LGB34 S007	700	1400	10	1.8	4.0	10.0	3/8	1/4	7.5	15.9	8421 0311 72

^a Quick change system.

Taper: Jacob 1

Dimensions

Model	L mm	H mm	C mm
LGB34 H007	300	156	20
LGB34 S007	293	43	21
LGB36 H007	335	157	20



Accessories Included

Non Quick change systemLGB34 complete with collet 6.4-10 mm 4021 0469 00

Quick change systemChuck plus one tap holder with collet for M6 shank Ø 6.3 mm.

Optional Accessories

COLLETS FOR NON QUICK CHANGE SYSTEM

Model	Capacity		Ordering No.
	mm	inch	
LGB 34	3.5-6.5	0.139-0.257	4021 0337 00
	4.5-8.1	0.176-0.320	4021 0336 00
	6.4-9.7	0.253-0.383	4021 0456 00

COLLETS FOR QUICK CHANGE SYSTEM

Collets for tap size mm	Shank dia		Ordering No.
	mm	inch	
M2.2/M2.5	2.8		4021 0414 01
M3	3.15	1/8	4021 0414 02
M3.5	3.5		4021 0414 03
M4	4.0		4021 0414 04
M4.5	4.5		4021 0414 05
M5	5.0	3/16	4021 0414 06
M5.5	5.6	7/32	4021 0414 07
M6	6.4	1/4	4021 0414 08
M6 (DIN)	6.0		4021 0414 13
M7	7.1	9/32	4021 0414 09
M8/M11	8.0	5/16 – 7/16	4021 0414 10
M9/M12	9.0	1/2	4021 0414 11
M10	10.0	3/8	4021 0414 12

COMPLETING EXISTING EQUIPMENT WITH QUICK CHANGE SYSTEM

Accessory	Length mm	Ordering No.
Quick change chuck	47	4021 0406 90
Tap holder	58	4021 0408 00



Service Kits

LBS34 4081 0035 90
LBS36 4081 0194 90

Introduction – Positive Feed Drills

Robust and versatile, the PFD-drills are your best choice for holemaking

PRODUCTIVITY

With this platform you have all you need for hole preparation. Reduce cycle time and increase output with a powerful turbine motor. This robust tool is well suited for factory environment and the long service intervals maximizes uptime of your investments.

HOLE QUALITY

Keep your workplace clean with Atlas Copco's ChipLet® feature which makes chips easy to evacuate. With ChipLet® during countersinking, you have a one-step process. Giving process improvements in terms of both productivity and quality.

ERGONOMICS

My operators will really appreciate how all the controls on the tool are grouped in one and the same place. This reduces the risk of operator errors. The tool is also very well balanced which makes it easy to move around.

SAFE OPERATION

The modular design means fewer back-up tools. You can also save on service as the platform is based on standard, reusable components.

SUPPORT


The modular approach means quick deliveries when needed, and makes it easy to re-work your existing products when urgent applications come up. With our technical documentation and support you will quickly put new tools to work on your assembly line.



PFD 1500 FEATURES



PFD 1100 FEATURES



- A** Optional ChipLet® module which effectively breaks chips while drilling for improved chip evacuation and hole quality.
- B** Angle head with superior durability with double needle bearings for both feed and drive gear.
- C** Overload clutch protects the angle head and drive train from overthrust.
- D** The replaceable feed cassette system enables quick and easy change of feed rate.
- E** Optional indexer which allows the tool to be locked in the jig also when free space is compromised.
- F** High torque, high power governed air motor maintains cutting speed while drilling.
- G** Easy-to-change split gearbox for quick adjustment of rpm.
- H** Emergency stop fully compliant with the European machinery directive for a high level of safety.
- J** Reliable and user-friendly tool controls with optional cycle counter.
- K** Rapid advance of spindle reduces cycle time and makes setup a quick and safe task.
- L** Best in class spindle power and thrust capabilities. A wide range of speeds and feeds.
- M** A large selection of tool noses with or without vacuum port makes the tool fit existing drill jigs.
- N** Concentric collet foot which allows clamp force for countersinking up to diameter 22 mm (7/8"). Debris protection and efficient vacuum exhaust of chips. Foot is modular and easily removed for drill bit change.

PFD 1500

Item	Ordering No.
PFD1500RA-200-R	8440 1500 39
Indexer-1-9-16	4141 0306 90
PFD1500-IPR2	4141 0034 92
Spindle-1500-12-9-6	4141 0004 91
Guard-1500-12	4141 0323 91
Nose-8IN-1-1-2	4141 0245 90

Example: Twistlock model with rapid advance and indexer. Spindle with 9/16"-18" interface, speed of 200 rpm and feed of 0.005 mm/r (0.02 IPR). Suitable for drilling of 19 mm holes (3/4") in Ti or Ti/CFRP stacks.

PFD 1100

Item	Ordering No.
PFD1100RA-IFB110B	8440 1110 66
Spindle-CC-1100-2	4141 0742 90
Guard-1100-2in-p	4141 0826 92
Guide-CC-R-1100-M6	4141 0743 91
Bush-CC-1100-53	4141 0707 92
Foot-CC-1100-MINI	4141 0764 90
Mandrel-CC-25.4-A	4141 0806 28
Collet-CC-1	4141 0813 28

Example: Concentric collet model with inboard lubricator, counter and ChipLet®. Spindle with M6 interface, speed of 2600 rpm and feed of 0.07 mm/r (0.003 IPR). Suitable for drill and countersink of Ø6.35 (1/4") holes in Al or Al/CFRP stacks.



Specifications

Feature	PFD1100		PFD1500	
	Metric	Imperial	Metric	Imperial
Motor	Turbine	Turbine	Vane	Vane
Drill and ream	yes	yes	yes	yes
Countersinking	yes	yes	no	no
Sound level	78 dB(A)	78 dB(A)	83 dB(A)	83 dB(A)
Spindle power	1.7 kW	2.3 hp	1.5 kW	2.0 hp
Max hole	15.9 mm	5/8"	32 mm	1 1/4"
Max countersink	22 mm	7/8"	N/A	N/A
Max speed	7300 rpm	7300 rpm	2360 rpm	2360 rpm
Min speed	350 rpm	350 rpm	38 rpm	38 rpm
Max thrust	2000 N	450 lbf	4000 N	900 lbf
Max clamp force (cc)	1800 N	400 lbf	N/A	N/A
Max feed	0.17 mm/rev	0.007 IPR	0.25 mm/rev	0.010 IPR
Tool weight (base)	3.0 kg	6.6 lb	5.5 kg	12.0 lb
Max air consumption	30 l/s	60 cfm	35 l/s	70 cfm
Air inlet	1/2" BSP	1/2" NPT	1/2" BSP	1/2" NPT
Operating pressure	5.5–7.5 bar	80–110 psi	5.5–7.5 bar	80–110 psi
Angle head radius	16.0 mm	5/8"	17.8 mm	0.7"
Air hose	13 mm	1/2"	16 mm	5/8"

Optional Equipment

Item	PFD1100	PFD1500
Chiplet®	yes	yes
Rapid advance	no	yes (with J-Clutch)
Lubrication pump	inboard, 30 ml	onboard, 55 ml
Counter	yes	yes
Indexer	yes	yes
Tool handle	no	yes
Nose sizes	21k–23k	23k–25k
Concentric collet	yes	no
Max collet outer diameter	1 3/8"	N/A



Concentric collet unit



Collet



Mandrel



Counter sink stop nut



Tool nose with vacuum port



Tool nose




Tool nose indexer

Air Installation

Item	PFD1100 Light to Medium Duty Cycle	PFD1500 / PFD1100 Heavy Duty Cycle
Swivel	MultiFlex with 1/2	MultiFlex with 1/2
Coupling	ErgoQIC 08 with H13	ErgoQIC 10 with H16
Air fitting	ErgoNIP 08 with 1/2	ErgoNIP 10 with 1/2
Hose	PVC 13, 30 m coil	PVC 16, 30 m coil
Clamp	clamp for PVC 13	clamp for PVC 13
Air preparation unit	MIDI Optimizer F/R A with 1/2	Optimizer F/R A with 1/2
Ball valve	BAL-1A with 1/2	BAL-1A with 1/2
Connection	Double with two 1/2	Double with two 1/2

Holemaking made easy



WING ASSEMBLY :The high clamp force of the concentric collet model allow use throughout the assembly line. Customization is easy due to the modular system which makes every tool very versatile.



COMPONENT MANUFACTURING: Small holes in thin stacks are no problem and can be drilled quickly at high speeds. The tool is compact enough to be fitted virtually anywhere.



FINAL ASSEMBLY: With the ChipLet® feature, drill shavings are efficiently broken into small, easily evacuated pieces. The tools are available in different ergonomic shapes to give the best possible working conditions for the operator.

For complete specification of PFD1100/1500 system, please consult your local Atlas Copco representative



Introduction – Riveting Systems



Selection Guide

Hammer model ^a	Nominal Max. Rivet Diameter Capacity						Bucking bar model required ^b	
	Dural		Steel		Titanium			
	mm	in	mm	in	mm	in		
RRN11	2-5	3/32 - 3/16	1-4	3/32 - 5/32			RBB04	
RRH04	2-5	3/32 - 3/16	1-4	3/21 - 5/32			RBB04	RBB10
RRH06	4-7	5/32 - 1/4	3-6	1/8 - 1/4	2-4	3/32 - 5/32	RBB10	
RRH08	5-8	3/16 - 5/16	4-7	5/32 - 1/4	3-6	1/8 - 1/4	RBB10	
RRH10	5-9	3/16 - 3/8	6-8	1/4 - 5/16	4-7	5/32 - 1/4		
RRH12	8-11	5/16 - 7/16	7-10	1/4 - 3/8	6-9	1/4 - 3/8		
RRH14	11-13	7/16 - 1/2	9-12	3/8 - 15/32	8-11	5/16 - 7/16		

^a Hammer capacity depends on direct/indirect riveting as well as Panel density and stiffness.

^b Bucking bar capacity is dependent on dolly weight.

Riveting Hammers

Vibration-damped

RRH is a unique series of riveting hammers incorporating completely revolutionary ergonomic advantages.

- **Versatile** – RRH can easily cope with rivets in diameters up to 13 mm.
- **Vibration-damped system** – The RRH vibration-damped riveting hammer, combined with the RBB vibration-damped bucking bar, offer an unbeatable system for riveting.
- **Adjustable power.**
- **Adjustable hand guard** – Support hand grip is vibration-damped.
- Now new models with trigger start for excellent handling. Pistol grip with rubber coating.



Model	Airframe ref	Blows per minute	Rivet set shank		Piston dia		Stroke		Energy per blow		Weight		Air consumption		Hose size		Air inlet		Ordering No.
			mm	in	mm	in	mm	in	J	ft lb	kg	lb	l/s	cfm	mm	in	BSP		
With push start																			
RRH04P-01	2X	3960	10.0	0.4	15	0.6	40	1.6	2.0	1.5	1.0	2.2	3.7	6	6.3	1/4	1/4	8426 1111 07	
RRH04P-02	2X	3960	10.2	0.4	15	0.6	40	1.6	2.0	1.5	1.0	2.2	3.7	6	6.3	1/4	1/4	8426 1111 15	
RRH04P-12	2X	3960	10.2	0.4	15	0.6	40	1.6	2.0	1.5	1.0	2.2	3.7	6	6.3	1/4	1/4	8426 1111 25	
RRH06P	3X	2160	10.2	0.4	15	0.6	102	4.0	6.0	4.4	1.3	2.9	9.0	19	10.0	3/8	1/4	8426 1111 04	
RRH08P	4X	1440	10.2	0.4	15	0.6	137	5.4	8.0	5.9	1.4	3.0	10.0	21	10.0	3/8	1/4	8426 1111 09	
RRH10P	5XB	1500	12.7	0.5	19	0.7	118	4.6	13.0	9.6	2.0	4.4	12.0	24	10.0	3/8	1/4	8426 1110 20	
RRH12P	7XB	1200	12.7	0.5	19	0.7	153	6.0	16.0	11.8	2.1	4.6	13.0	28	10.0	3/8	1/4	8426 1110 47	
RRH14P	9XB	1080	12.7	0.5	19	0.7	188	7.4	19.5	14.4	2.2	4.8	13.0	28	10.0	3/8	1/4	8426 1110 80	
With trigger start																			
RRH04P TS-12	2X	3960	10.2	0.4	15	0.6	40	1.6	2.0	1.5	1.0	2.2	3.7	6	6.3	1/4	1/4	8426 1111 27	
RRH06P TS	3X	2160	10.2	0.4	15	0.6	102	4.0	6.0	4.4	1.3	2.9	9.0	19	10.0	3/8	1/4	8426 1111 66	
RRH08P TS	4X	1440	10.2	0.4	15	0.6	137	5.4	8.0	5.9	1.4	3.0	10.0	21	10.0	3/8	1/4	8426 1111 68	
RRH10P TS	5XB	1500	12.7	0.5	19	0.7	118	4.6	13.0	9.6	2.0	4.4	12.0	24	10.0	3/8	1/4	8426 1110 70	
RRH12P TS	7XB	1200	12.7	0.5	19	0.7	153	6.0	16.0	11.8	2.1	4.6	13.0	28	10.0	3/8	1/4	8426 1110 72	
RRH14P TS	9XB	1080	12.7	0.5	19	0.7	188	7.4	19.5	14.4	2.2	4.8	13.0	28	10.0	3/8	1/4	8426 1110 81	
RRH14P TS-ENG	7XB	1200	12.7	0.5	19	0.7	153	6.0	16.0	11.8	2.1	4.6	13.0	28	10.0	3/8	1/4	8426 1110 49	
RRH14P TS-ENG	9XB	1080	12.7	0.5	19	0.7	188	7.4	19.5	14.4	2.2	4.8	13.0	28	10.0	3/8	1/4	8426 1110 82	

-10 mm short shank rivet set.

01 means 10 mm short shank rivet set.

-02 means 10.2 mm short shank rivet set.

-ENG: for Pin-driving application

Conventional Type

For riveting in confined spaces we re-recommend our RRN11 riveting hammer.

- **RRN11** – is the smallest riveting hammer available on the market, with unique accessibility.
- **Adjustable** – The RRN11 has a built-in adjustment knob with which you can set the power for different rivet materials and sizes.
- **Controllable** – The trigger is easily operated and provides excellent control.



Riveting Hammers

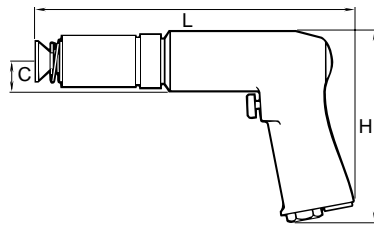
Model	Airframe ref	Blows per minute	Rivet set shank		Piston dia		Stroke		Energy per blow		Weight		Air consumption		Hose size		Air inlet		Ordering No.
			mm	in	mm	in	mm	in	J	ft lb	kg	lb	l/s	cfm	mm	in	BSP		
RRN11P-01	2X	3960	10.0	0.4	15	0.6	40	1.6	2.0	1.5	1.2	2.6	3.4	7.2	6.3	1/4	1/8	8426 1101 05	
RRN11P-02	2X	3960	10.2	0.4	15	0.6	40	1.6	2.0	1.5	1.2	2.6	3.4	7.2	6.3	1/4	1/8	8426 1101 13	

-01 means 10 mm short shank rivet set.

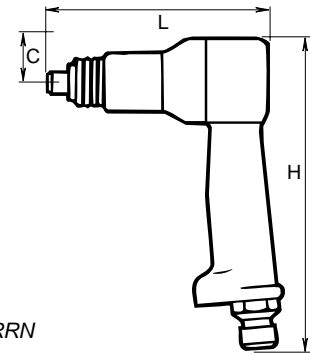
-02 means 10.2 mm short shank rivet set.

Dimensions

Model	L mm	H mm	C mm
RRH			
RRH04-01	160	147	23
RRH04-02	160	147	23
RRH04-12	175	147	23
RRH06	225	147	24
RRH08P	244	147	24
RRH10P	264	150	27
RRH12P	299	150	27
RRH14P	334	150	27
RRN			
RRN11P	100	170	23



RRH



RRN

Accessories Included

FOR RRH MODELS

Hose fitting
Flush set
Open spring retainer

FOR RRN11P

Hose fitting and retainer
Blank rivet set
Retainers for blank and flush rivet set

Optional Accessories

RIVET SETS. RRH AND RRN

Hammer type	Model	Shank mm	Flush set	Ordering No.	Blank rivet set	Ordering No.
RRH04P-01 RRN11P-01	(-01)	10.0 spec		3085 0347 00		3006 0983 00
RRH04P-02 RRN11P-02	(-02)	10.2 spec		3085 0352 00		3085 0353 00
RRH04P-12 RRH06P RRH08P	(-12)	10.2 std		3085 0324 00		3085 0022 00
RRH10P RRH12P RRH14P		12.7 std		3085 0323 00		3085 0021 00
RRH04P-12 RRH06P RRH08P		10.2 std				3085 0212 00 Mandrel blank
RRH04P-12 RRH06P RRH08P		10.2 std				3085 0212 02

An efficient riveting system consists of vibration-damped bucking bars together with vibration-damped riveting hammers.

- **Self-adjustable** – RBB04SP, RBB-10SP use a spring as damping element and consequently do not require an air supply.
- **Flexible** – The bucking bars can be fitted with several different interchangeable dolly configurations via a quick change retainer for maximum flexibility.
- **Cramped spaces** – Mini bucking bars RBB04SP are ideal for work in confined spaces. The large mass types -04, -05 will in most applications set the rivet faster than the smaller models.



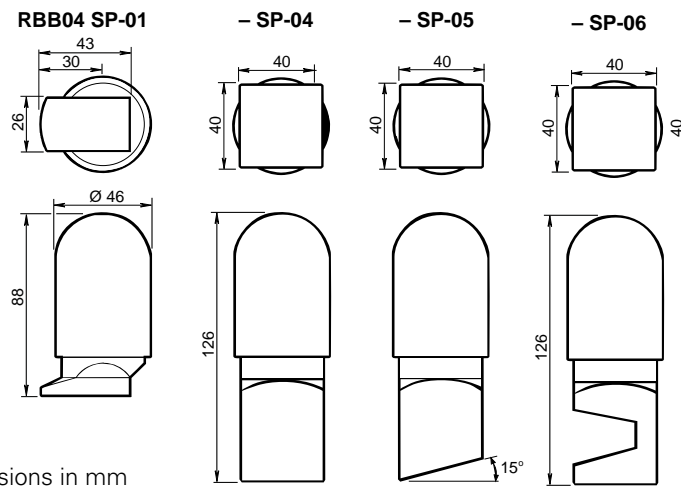
Model	Weight		Diameter		Air consumption		Ordering No.
	kg	lb	mm	in	l/s	cfm	
With standard dolly^a							
RBB10SP	1.1	2.4	48	2.0	–	–	8426 9101 74
Mini bucking bars							
RBB04SP-01	0.8	1.8	46	1.8	–	–	8426 9101 10
RBB04SP-04	1.3	2.9	46	1.8	–	–	8426 9101 13
RBB04SP-05	1.4	3.1	46	1.8	–	–	8426 9101 14
RBB04SP-06	1.1	2.5	46	1.8	–	–	8426 9101 15

^a Standard dolly assy (3085 0335 93).

Optional Accessories

Designation	Ordering No.
Rod 5 mm	3085 0365 03
Rod 50 mm	3085 0365 04
Rod 100 mm	3085 0365 05

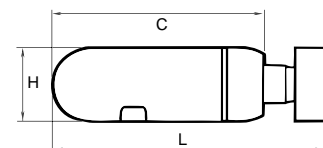
Dimensions



Dimensions in mm

DIMENSIONS RBB10/16

Model	L mm	H mm	C mm
RBB10	165	49	140



Die Grinders

LSF07 is a high speed model for precision grinding and polishing. LSF07 is delivered with a 3 mm collet and can be equipped with a 1/8" collet as optional. (Without speed governor)

LSF12/LSV12 – Small and comfortable die grinder with up to 360 W for maximum control in cramped spaces. All models are delivered with speed governor and a well balanced 6 mm Erickson collet.

LSF19/LSV19 – All models in the 19 series are equipped with a powerful 0.5 kW air motor and a speed governor. The angled models (LSV) have a patented solution that overcomes temperature and leakage problems commonly associated with angle head tools. The result is a leak free and self-cooled angle head. All models are lubrication free except for the high speed model LSF19 S460.

LSF28/LSV28 – Powerful 0.85 kW air motor, with speed governor and scatter damping. Impressive power-to-weight ratio.



LSF38 – One of the most powerful one hand die grinders on the market, up to 1.35 kW. The die grinders in the 38 series are lubrication free with scatter damping for maximum operator comfort and safety.

Model	Max free speed r/min	Rec. max dia of		Max output		Weight		Length mm	Air consumption at				Rec hose size		Air inlet thr.	Collet size	Ordering No.
		TS ^c mm	MP ^d mm	kW	hp	kg	lb		max output		free speed		mm	in			
									l/s	cfm	l/s	cfm					
Straight die grinders																	
LSF12 S400-1 ^a	40 000	9	16	0.36	0.48	0.4	0.8	170	9.8	20.8	7.0	14.8	8	5/16	1/4	6 mm	8423 1124 04
LSF12 S310-1 ^a	31 000	12	20	0.32	0.43	0.4	0.8	170	9.2	19.5	4.2	8.9	8	5/16	1/4	6 mm	8423 1124 03
LSF12 S250-1 ^a	25 000	12	20	0.29	0.39	0.4	0.8	170	8.5	18.0	3.4	7.2	8	5/16	1/4	6 mm	8423 1124 02
LSF12 S200-1 ^a	20 000	12	20	0.24	0.32	0.4	0.8	170	8.1	17.2	2.6	5.5	8	5/16	1/4	6 mm	8423 1124 01
LSF19 S460-1	46 000	9	16	0.51	0.68	0.5	1.1	193	11.4	24.0	15.0	31.5	10	3/8	1/4	6 mm	8423 1224 82
LSF19 S460E-1	46 000	9	16	0.51	0.68	0.7	1.5	293	11.4	24.0	15.0	31.5	10	3/8	1/4	6 mm	8423 1224 87
LSF19 S300-1	30 000	12	20	0.50	0.67	0.5	1.1	193	11.3	23.7	6.6	13.8	10	3/8	1/4	6 mm	8423 1224 81
LSF19 S300-2	30 000	12	20	0.50	0.67	0.5	1.1	193	11.3	23.7	6.6	13.8	10	3/8	1/4	1/4 in	8423 1224 84
LSF19 S300E-1	30 000	12	20	0.50	0.67	0.7	1.5	293	11.3	23.7	6.6	13.8	10	3/8	1/4	6 mm	8423 1224 86
LSF19 S200-1	20 000	12	20	0.50	0.67	0.5	1.1	193	9.6	20.1	3.5	7.4	10	3/8	1/4	6 mm	8423 1224 80
LSF19 S200-2	20 000	12	20	0.50	0.67	0.5	1.1	193	9.6	20.1	3.5	7.4	10	3/8	1/4	1/4 in	8423 1224 83
LSF19 S200E-1	20 000	12	20	0.50	0.67	0.7	1.5	293	9.6	20.1	3.5	7.4	10	3/8	1/4	6 mm	8423 1224 85
LSF28 S250 ^a	25 000	12	32	0.86	1.15	0.8	1.7	213	18.5	39.2	11.0	23.3	10	3/8	3/8	6 mm	8423 1235 11
LSF28 S250E ^a	25 000	12	32	0.86	1.15	1.3	2.8	338	18.5	39.2	11.0	23.3	10	3/8	3/8	6 mm	8423 1235 60
LSF28 S180	18 000	16	40	0.82	1.10	0.8	1.7	213	17.4	36.9	11.0	23.3	10	3/8	3/8	6 mm	8423 1235 04
LSF28 S180E	18 000	16	40	0.82	1.10	1.3	2.8	338	17.4	36.9	7.0	14.8	10	3/8	3/8	6 mm	8423 1235 05
LSF28 S150	15 000	16	40	0.70	0.94	0.8	1.7	213	15.0	31.8	5.5	11.7	10	3/8	3/8	6 mm	8423 1235 64
LSF28 S150E	15 000	16	40	0.70	0.94	1.3	2.8	338	15.0	31.8	4.3	9.1	10	3/8	3/8	6 mm	8423 1235 61
LSF28 S120	12 000	16	40	0.66	0.89	0.8	1.7	213	13.8	29.3	4.0	8.5	10	3/8	3/8	6 mm	8423 1235 67
LSF38 S250E-01 ^a	25 000	16	40	1.35	1.80	1.5	3.3	356	28.0	58.0	25.0	53.0	13	1/2	3/8	6 mm	8423 1231 17
LSF38 S180E-01	18 000	16	40	1.35	1.80	1.5	3.3	356	28.0	58.0	15.0	31.0	13	1/2	3/8	6 mm	8423 1231 16
Angle die grinders																	
LSV12 S200-1 ^a	20 000	12	20	0.29	0.39	0.5	1.2	166	9.5	20.1	6.4	13.6	8	5/16	1/4	6 mm	8423 1124 06
LSV12 S120-1 ^a	12 000	12	20	0.24	0.33	0.5	1.2	166	8.3	17.6	3.0	6.4	8	5/16	1/4	6 mm	8423 1124 05
LSV19 S200-1	20 000	12	20	0.46	0.62	0.6	1.3	185	11.3	23.9	7.5	15.9	10	3/8	1/4	6 mm	8423 0111 41
LSV19 S120-1	12 000	12	20	0.46	0.62	0.6	1.3	185	11.3	23.9	7.5	15.9	10	3/8	1/4	6 mm	8423 0111 43
LSV19 S080-1	8 000	12	20	0.37	0.50	0.6	1.3	185	11.3	23.9	6.5	13.8	10	3/8	1/4	6 mm	8423 0111 46
LSV28 S150	15 000	16	40	0.68	0.91	1.2	2.5	250	17.0	36.0	8.3	17.6	10	3/8	3/8	6 mm	8423 0125 54
Grinders for polishing																	
LSF28 ST030	3 000	—	—	0.67	0.90	1.2	2.6	257	18.0	38.2	8.6	18.2	10	3/8	3/8	6 mm	8423 1235 63
LSF28 ST030E	3 000	—	—	0.67	0.90	1.8	3.9	383	18.0	38.2	8.6	18.2	10	3/8	3/8	6 mm	8423 1235 62
LSF28 ST070 ^a	7 000	—	—	0.76	1.02	1.2	2.6	257	18.9	40.1	12.4	23.6	10	3/8	3/8	6 mm	8423 1235 66
LSF28 ST070E ^a	7 000	—	—	0.76	1.02	1.8	3.9	383	18.9	40.1	12.4	23.6	10	3/8	3/8	6 mm	8423 1235 65

^a Not lubrication-free. ^b 3 mm collet. ^c Tungsten Carbide Burrs. ^d Mounted Point. E=Extended version. R = Model is rigid, without scatter damping



LSF07

Model	Max free speed r/min	Rec. max dia of		Max output		Weight		Length mm	Air consumption at				Rec hose size		Air inlet thr.	Collet size	Ordering No.
		TS ^c mm	MP ^d mm	kW	hp	kg	lb		max output		free speed		mm	in			
									l/s	cfm	l/s	cfm					
High speed pen model																	
LSF07 S850 ^b	88 000	4	6	0.10	0.10	0.4	0.9	173	2.2	4.9	2.3	4.6	4.5	3/16	—	3 mm	8423 1222 03

Accessories Included

LSF07

Air hose, ErgoNIP 08,
Collet 1/8 mm

LSF/LSV12

Spanner, Collet 6 mm,
Air hose, air hose nipple
and clamp, Exhaust hose

LSF/LSV/19/28

Spanner, Collet 1/4", Air hose,
air hose nipple and clamp,
Exhaust hose

LSF38

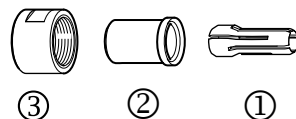
Air hose nipple, Collet 1/4"

Optional Accessories

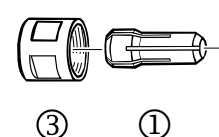
LSF07



LSF/LSV12, LSF/LSV19



LSF28/38



	LSF07	LSF/LSV12	LSF/LSV19	LSF28	LSF38	See illustration
Optional collets						
3 mm	4150 1800 00	-	-	-	-	1
1/8"	4150 1822 00	4150 2226 46	4150 1710 00	-	-	1
1/4"	-	4150 2226 03	4112 1077 00	4150 1709 00	4150 1709 00	1
3/8"	-	-	-	-	4150 1708 00	1
Collar	-	4150 2226 02	4112 1078 00	-	-	2
Collet nut	-	4150 2226 04	4112 1076 00	4150 1706 00	4150 1706 00	3



Service Kits

07 series 4081 0243 90 12 series 4081 0472 90 19 series 4081 0486 90 28 series 4081 0315 90 38 series 4081 0308 90

Angle Sanders

For Sanding and Polishing

- LSV12 series sander** – For finer work where less power and more control are needed. Available with collet or threaded spindle.
 Features: Speed governor, high quality gears and lever with feathering characteristics.
- LSV28 series sander** – The 28 series comes in various speeds and in a wet sanding version. Wet sanders have central water supply (water feed through the angle head) for optimal water distribution on the work surface.
 Features: Speed governor, sealed angle head, LF models have lubrication-free air motor.
- LSV38 series sander** – Powerful one hand sander for medium rough to rough sanding.
 Features: Speed governor, sealed angle head, lubrication-free air motor and lockable spindle.
- LSV48 series sander** – Our most powerful angle vane sander with 1.9 kW for ultimate productivity.
 Features: Speed governor, sealed angle head, lubrication-free air motor, auto-balancer and lockable spindle.



Model	Max free speed r/min	Rec. pad size max dia mm	Spindle thread and length	Max output		Weight kg lb	Length mm	Height over spindle mm	Air consumption at				Rec. hose size mm in	Air inlet thread BSP	Ordering No.		
				kW	hp				max output		free speed						
With collet																	
LSV12 S200-1	20000	50	— ^a	0.29	0.39	0.5	1.2	166	76	9.5	20.1	6.4	13.6	8	5/16	1/4	8423 1124 06
LSV12 S120-1	12000	75	— ^a	0.24	0.33	0.5	1.2	166	76	8.3	17.6	3.0	6.4	8	5/16	1/4	8423 1124 05
LSV19 S200-1	20000	50	— ^a	0.46	0.62	0.6	1.3	185	79	11.3	23.9	7.5	15.9	10	3/8	1/4	8423 0111 41
LSV19 S120-1	12000	75	— ^a	0.46	0.62	0.6	1.3	185	79	11.3	23.9	7.5	15.9	10	3/8	1/4	8423 0111 43
LSV19 S080-1	8000	75	— ^a	0.37	0.5	0.6	1.3	185	79	11.3	23.9	6.5	13.8	10	3/8	1/4	8423 0111 46
With threaded spindle																	
LSV12 S200	20000	50	UNC 1/4"x8	0.29	0.39	0.5	1.2	166	58	8.3	17.6	3.0	6.4	8	5/16	1/4	8423 1124 08
LSV12 S120	12000	75	UNC 1/4"x8	0.24	0.33	0.5	1.2	166	58	8.3	17.6	3.0	6.4	8	5/16	1/4	8423 1124 07
LSV19 S200	20000	50	UNC 1/4"x8	0.46	0.62	0.6	1.3	185	58	11.3	23.9	7.5	15.9	10	3/8	1/4	8423 0111 42
LSV19 S120	12000	75	UNC 1/4"x8	0.46	0.62	0.6	1.3	185	58	11.3	23.9	7.5	15.9	10	3/8	1/4	8423 0111 44
LSV19 S080	8000	75	UNC 1/4"x8	0.37	0.5	0.6	1.3	185	58	11.3	23.9	6.5	13.8	10	3/8	1/4	8423 0111 45
Rotary sanders. Dry sanding																	
LSV28 S060	6000	180	UNC 5/8"x32	0.73	0.98	1.5	3.2	265	87	16.0	33.9	7.3	15.5	10	3/8	3/8	8423 0125 30
LSV28 S060-M14	6000	180	M14x16	0.73	0.98	1.5	3.2	265	87	16.0	33.9	7.3	15.5	10	3/8	3/8	8423 0125 64
LSV28 S040	4000	180	UNC 5/8"x32	0.62	0.83	1.5	3.2	265	87	15.0	31.8	4.0	8.5	10	3/8	3/8	8423 0126 22
LSV28 ST034	3400	180	UNC 5/8"x32	0.71	0.95	1.7	3.7	289	87	18.0	38.2	7.7	16.3	10	3/8	3/8	8423 0135 80
LSV28 S021	2100	180	UNC 5/8"x32	0.68	0.91	1.9	4.1	289	87	16.0	33.9	5.6	11.9	10	3/8	3/8	8423 0125 19
LSV28 S021-M14	2100	180	M14x16	0.68	0.91	1.9	4.1	289	87	16.0	33.9	5.6	11.9	10	3/8	3/8	8423 0125 72
Wet sanding																	
LSV28 S040-01-M14	4000	180	M14x16	0.62	0.83	1.5	3.2	268	87	15.0	31.8	5.0	10.6	10	3/8	3/8	8423 0125 12
LSV28 ST008-01 LF	800	200	UNC 5/8"x32	0.68	0.91	2.0	4.3	307	87	16.0	33.9	5.6	11.9	10	3/8	3/8	8423 0125 51
Lubrication-free. Dry sanding																	
LSV28 ST013-M14 LF	1300	180	M14x16	0.68	0.91	1.7	3.7	289	87	20.0	42.4	9.0	19.1	10	3/8	3/8	8423 0125 28
LSV28 ST013 LF	1300	180	UNC 5/8"x32	0.68	0.91	1.7	3.7	289	87	20.0	42.4	9.0	19.1	10	3/8	3/8	8423 0126 26
LSV38 S085	8500	180	UNC 5/8"x22	1.30	1.70	1.5	3.3	221	96	28.0	58.0	15.0	31.0	13	1/2	3/8	8423 0130 69
LSV38 S085 D	8500	180	UNC 5/8"x28	1.30	1.70	2.3	5.0	221	96	28.0	58.0	15.0	31.0	13	1/2	3/8	8423 0130 76
LSV38 S085-M14	8500	180	M14x12	1.30	1.70	1.5	3.3	221	96	28.0	58.0	15.0	31.0	13	1/2	3/8	8423 0130 72
LSV38 S066	6600	180	UNC 5/8"x22	1.20	1.60	1.5	3.3	221	96	24.0	50.0	13.0	27.0	13	1/2	3/8	8423 0130 73
LSV38 S066 D	6600	180	UNC 5/8"x28	1.20	1.60	2.3	5.0	221	96	24.0	50.0	13.0	27.0	13	1/2	3/8	8423 0130 75
LSV38 S066-M14	6600	180	M14x12	1.20	1.60	1.5	3.3	221	96	24.0	50.0	13.0	27.0	13	1/2	3/8	8423 0130 77

^a Ø 6 mm collet. -ST = Models with planetary gears.
 -D = Spot suction kit included. -SA = Autobalancer.

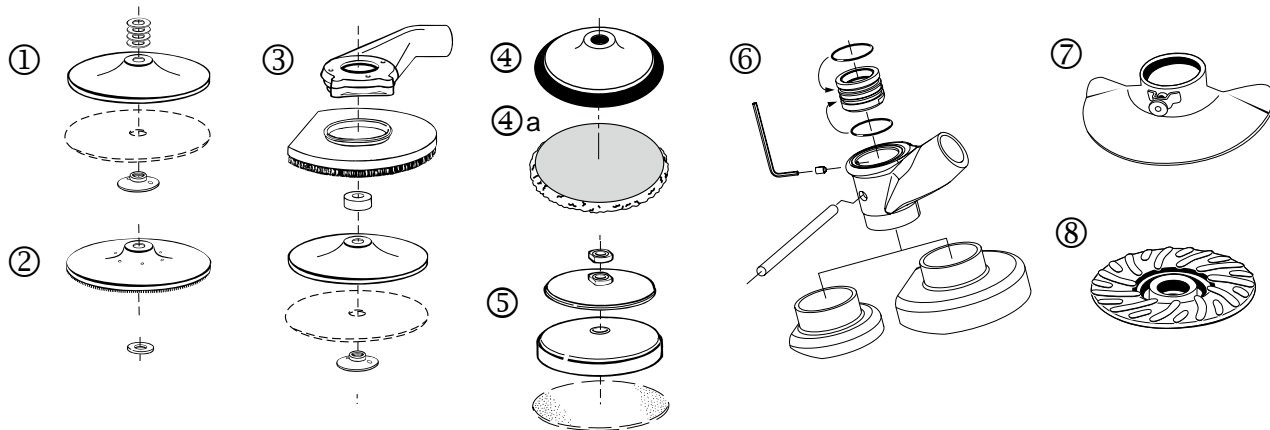
Accessories Included

Air hose nipple
Clamp

Exhaust hose (LSV19/28/38)
Support handle (LSV28/38/48)

Wrenches
Spot suction equipment (D-version)

Optional Accessories



	LSV12	LSV19	LSV28	LSV38	See ill.
Backing set, standard type					
Ø 125 mm - 5/8" - soft	-	-	4170 0768 80	4170 0768 80	1
Ø 180 mm - 5/8" - soft	-	-	4170 0756 80	4170 0756 80	1
Ø 180 mm - 5/8" - stiff	-	-	4170 0757 80	4170 0757 80	1
Backing set with cooling ribs					
Ø 125 mm - 5/8" and M14, medium	-	-	4150 1962 80	4150 1962 80	2
Ø 180 mm - 5/8" and M14, stiff	-	-	-	4150 1962 83	2
Ø 180 mm - 5/8" and M14, medium	-	-	4150 1962 81	4150 1962 81	2
Backing set, heavy duty type					
Ø 120 mm - M14	-	-	-	4175 0883 93	8
Ø 162 mm - M14	-	-	-	4175 0883 91	8
Ø 120 mm - 5/8"	-	-	-	4175 0883 92	8
Ø 162 mm - 5/8"	-	-	-	4175 0883 90	8
Backing set for polishing - velcro					
Ø 150 mm - 5/8" (max 2500 rpm)	-	-	4112 6092 15	-	4
Ø 150 mm - Lambs wool bonnet	-	-	4112 6093 15	-	4a
Backing set for wet sanding					
Ø 180 mm - 5/8" - foam rubber (max 2500 rpm)	-	-	4170 0428 83	-	5
Spot suction kit for fiber disc					
Ø 125 mm	-	-	3780 4007 80 ^a	3780 4008 85 ^d	3
Ø 180 mm	-	-	3780 4007 90 ^{b/} 3780 4031 60 ^c	3780 4008 84 ^e	3
Ø 50 - 75 mm	3780 4092 64 ^f	3780 4092 62 ^{f/} 3780 4092 65 ^g	-	-	3
Hand shield for 125-180 mm	-	-	-	4150 1936 80	6
Hand shield for 125-180 mm	-	-	-	4150 1941 80	6

^a = Suits LSV28 S060

^c = Suits LSV28 S021

^e = Can only be retrofitted on LSV38 D (8423 0800 03 and 8423 0800 04)

^f = For model with collet

^b = Suits LSV28 S040/060

^d = Can only be retrofitted on LSV38 D (8423 0800 02 and 8423 0800 03)

^g = For model with threaded spindle



Service Kits

LSV19 4081 0486 90
LSV28 4081 0317 90

LSV38 4081 0309 90

Orbital and Random Orbital Sanders

Atlas Copco series of random orbital sanders combines all the important customer and application requirements in a very competitive range of products. Applications like sanding before painting and surface coating, polishing with wax and surface conditioner are all quickly done with the small and easily operated LST20-range of sanders.

All models are lubrication free and have silicone free components. The full range includes standard and dust extraction models, with three different orbit diameters to choose from.



Model	Max free speed r/min	Pad size mm	Orbit dia mm	Max output		Weight		Height over spindle mm	Length mm	Air consumption at free speed		Rec. hose size mm	Air inlet thread BSP	Ordering No.
				kW	hp	kg	lb			l/s	cfm			
Random orbital – Standard														
LST30 H090-11	9000	110	8	0.3	0.4	1.2	2.6	120	255	7.5	16	8	1/4	8423 0361 64
LST30 H090-15	9000	150	8	0.3	0.4	1.2	2.6	120	275	7.5	16	8	1/4	8423 0361 72
LST30 S090-15	9000	150	8	0.3	0.4	1.1	2.4	120	175	7.5	16	8	1/4	8423 0361 98
Self suction^a														
LST31 H090-15	9000	150	8	0.3	0.4	1.4	3.0	120	300	7.5	16	8	1/4	8423 0363 19
Central suction^b														
LST32 H090-15	9000	150	8	0.3	0.4	1.4	3.0	120	300	7.5	16	8	1/4	8423 0362 55
LST32 S090-15	9000	150	8	0.3	0.4	1.3	2.9	120	200	7.5	16	8	1/4	8423 0362 71
Orbital – Standard														
LSO30 S070-3	7000	93x170	5	0.3	0.4	1.6	3.5	125	185	7.5	16	8	1/4	8423 0360 16
LSO30 H070-3	7000	93x170	5	0.3	0.4	1.7	3.7	125	285	7.5	16	8	1/4	8423 0360 24
Central suction^c														
LSO32 H070-3	7000	93x170	5	0.3	0.4	1.8	4.0	125	310	7.5	16	8	1/4	8423 0361 07
Standard model														
LST20 R350	12000	90	5	0.2	0.27	0.85	1.85	95	127	8	17	8	1/4	8423 0361 65
LST20 R550	12000	125	5	0.2	0.27	0.85	1.85	83	127	8	17	8	1/4	8423 0361 69
LST20 R650	12000	150	5	0.2	0.27	0.85	1.85	83	127	8	17	8	1/4	8423 0361 73
LST20 R525	12000	125	2.4	0.2	0.27	0.85	1.85	83	127	8	17	8	1/4	8423 0361 81
LST20 R625	12000	150	2.4	0.2	0.27	0.85	1.85	83	127	8	17	8	1/4	8423 0361 84
Extraction model – self suction														
LST21 R550	12000	125	5	0.2	0.27	0.85	1.85	83	133 ^d	8	17	8	1/4	8423 0361 70
LST21 R650	12000	150	5	0.2	0.27	0.85	1.85	83	133 ^d	8	17	8	1/4	8423 0361 74
Extraction model – central suction^c														
LST22 R550	12000	125	5	0.2	0.27	0.85	1.85	83	133 ^d	8	17	8	1/4	8423 0361 71
LST22 R650	12000	150	5	0.2	0.27	0.85	1.85	83	133 ^d	8	17	8	1/4	8423 0361 75

^a Includes dust collecting bag.

^b Required air flow 150 m³/h or 88 cfm.

^c Required air flow 60 m³/h or 35 cfm.

^d 186 mm (7.3") suction hose connector included.

H = With handle.

S = Without handle.

-9 Velcro pad, 9 holes.

Accessories Included

LSO

- Base pad
- Perforating plate
- Hose nipple for 8 mm hose

LST20/21/22

- Velcro pad
- U-wrench for pad change
- Air hose nipple
- Dust hose and bag (LST21)
- Large and small grip cover

LST30/31/32

- Velcro pad
- Bar for changing pad
- Hose nipple for 8 mm hose
- LST31 incl dust collection kit

Optional Accessories

LSO

For LSO	Ordering No.
Base pad, vinyl for F-type	4112 0787 01
Hose set Dust hose, for LSO32, Ø 32 mm, L=1.8 m including air hose	3780 2724 34

LST20/21/22, PAD FOR SELF STICK PAPER

	Ordering No.		
	Dia 89 mm	Dia 125 mm	Dia 150 mm
For LST20	4112 1231 00	4112 1233 00	4112 1235 00
For LST21/22		4112 1232 00	4112 1234 00

LST20/21/22, PAD FOR VELCRO BACK PAPER

	Ordering No.		
	Dia 89 mm	Dia 125 mm	Dia 150 mm
For LST 20	4112 1218 00	4112 1216 00	4112 1214 00
For LST 21/22	-	4112 1217 00	4112 1215 00

LST30/31/32

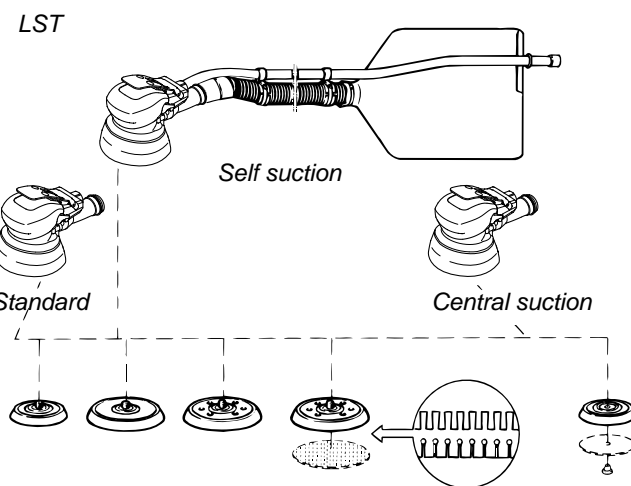
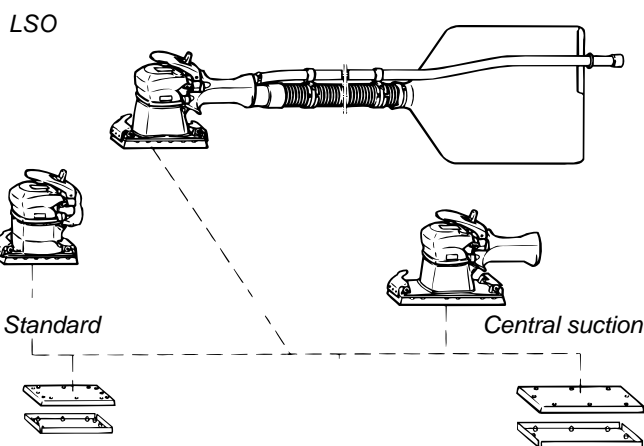
	Ordering No.
Pad velcro, Ø 150 mm	4112 0795 02 ^a
Pad velcro, Ø 110 mm	4112 0792 02 ^b
Pad velcro, Ø 150 mm, 6 holes	4112 0796 01 ^c
Hose set Dust hose Ø 32 mm, L=1.8 m including air hose	3780 2724 34 ^d

^aLST30-15 ^bLST30/32-11 ^cLST31/32-15 ^dLST32

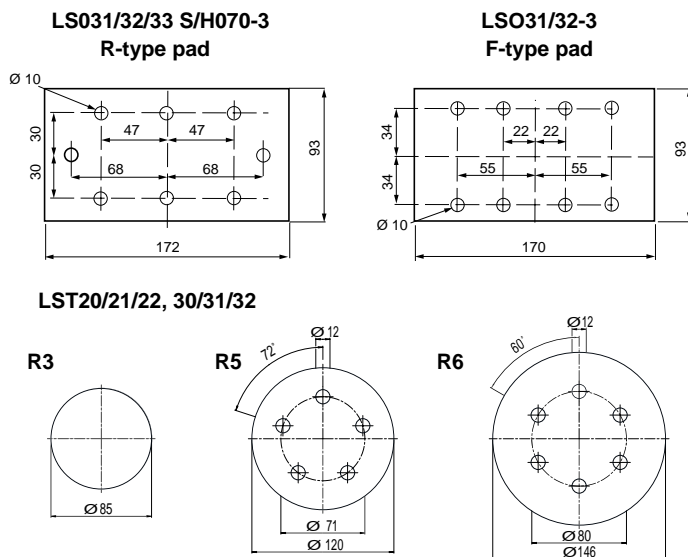


Service Kits

LST20/21/22	4112 1300 90
LST30/31/32	4081 0131 90



HOLE PATTERN DIMENSIONS FOR SANDING PAPER, DUST EXTRACTION MODELS





Model	Free speed r/min	Collet size	Weight		Power		Air consumption		Rec. hose size		Hose fitting thread BSP	Ordering No.
			kg	lb	kW	hp	l/s	cfm	mm	in		
LSK37 S250-DS1	25000	6 mm	2.8	6.1	0.7	0.95	18	32	13	1/2	3/8	8423 1234 41
LSK37 S250-DS2	25000	1/4"	2.8	6.1	0.7	0.95	18	32	13	1/2	3/8	8423 1234 42
LSK38 S250 Do	25000	1/4"	1.1	2.2	1.3	1.8	28	58	13	1/2	3/8	8423 0700 00
LSK38 S180 Do	18000	1/4"	1.1	2.2	1.3	1.8	28	58	13	1/2	3/8	8423 0700 01

Suction requirement: LSK37: 200 m³/h. **NOTE:** LSK38 delivered without router head.

Circular cutting operations in glass and carbon fiber as well as sheet metal and wood can successfully be performed with a circular cutter.

- **Effective** – LCS10 and LCS38 cut to a depth of 10 and 26 mm respectively.
- LCS38 is suitable for diamond coated blades only.
- **Dust extraction** – Cutting of composite materials generates dust containing particles that are hazardous to health. The dust must be deported in order to prevent the operator from inhaling it.

LCS38 is equipped with a cutter blade guard with integrated dust extraction hood for external vacuum source.



Model	Free speed r/min	Max output		Max cutting depth mm	Max cutter blade dia mm	Weight		Air consumption at free speed		Rec. hose size		Air inlet thread BSP	Ordering No.
		kW	hp			kg	lb	l/s	cfm	mm	in		
LCS10	3000	0.3	0.4	10	50	1.4	3.1	7.6	16	6.3	1/4	1/4	8424 1161 38
LCS38 S150D ^a	15000	1.3	1.7	26	100	1.7	3.7	28.0	58	13.0	1/2	3/8	8424 1125 06

^a Suction requirement: 200 m³/h.

Accessories Included

LCS38

Flanges for diamond blade
Hose nipple for 13 mm air hose
Exhaust hose

Optional Accessories

CUTTER BLADES

Model	Application	Max thickness of material mm	No. of teeth mm	Dia mm	Hole mm	Ordering No.
LCS10	Steel sheet	1.0	92	50	10	4190 0394 00
	Steel sheet	1.0	62	50	10	4190039500(std)
	Aluminum	2.5	34	50	10	4190 0396 00
	Wood	10.0	34	50	10	4190 0396 00
LCS38	Glassfibre	18.0	44/60 (Grain)	75	12	3780 5073 00
	Glassfibre	25.0	44/60 (Grain)	100	12	3780 5074 00

Model	Ordering No.
Suction hose set for LCS38 (L= 150 mm, Dia 1 1/4")	3780 2724 31

Productivity Kits

Model	Air inlet BSP	Max air flow	Hose, 5 m	Coupling	Lubrication	Ordering No.
MIDI Optimizer F/RD EQ10-T13	3/8	35 l/s	Turbo 13 mm	ErgoQIC 10	Yes	8202 0850 17
MIDI Optimizer F/R EQ10-T13	1/2	35 l/s	Turbo 13 mm	ErgoQIC 10	No	8202 0850 04
MIDI Optimizer F/RD EQ10-T13	1/2	35 l/s	Turbo 13 mm	ErgoQIC 10	Yes	8202 0850 13

Engraving Pen



Model	Max free speed r/min	Length mm	Weight kg	Air consumption l/s	Rec hose size mm	Air inlet BSP	Ordering No.
P2505	190	175	0.12	0.6	3.2	1/8"	8425 0102 72

Air Saw



Cutting Capacity:
 Mild Steel: 4 mm
 High tensile strength steel: 1.2 - 1.6 mm

Model	Stroke per minute	Stroke length mm	Blade shank opening mm	Length mm	Weight kg	Air cons. l/s	Rec hose size mm	Air inlet thread BSP	Ordering No.
C1050	10500	5	5	148	0.52	2.2	6.3	1/4"	8424 1110 502

Accessories

Model	Ordering No.
P2505 Needle and small parts kit	4081 0068 90
C1050 saw blade 32 teeth (10 pcs) (Hard materials(Steel))	4112 3008 45
C1050 saw blade 24 teeth (10 pcs) (Soft materials(aluminum, plastic))	4112 3008 46

Eliminate burr and unnecessary costs with the Atlas Copco G2410.

Cleaning welds or rust removal in cramped spaces demands a versatile belt sander. The multifaceted G2410 has exchangeable support arms, so you can change the dimension of the abrasive used.

The design of the arm attachment even non Atlas Copco arms to be fitted on the tool for increased flexibility.

To make this tool as ideal as possible for your applications, we offer arms and abrasives and felt belts in the range of 3-13mm x 305mm.



Model	Max free speed r/min	Max outputW	Belt speed m/min	Belt dimension mm	Weight kg	Air consumption l/s	Rec hose size mm	Air inlet thread BSP	Ordering No.
G2410	25 000	275	1400	13x305	0.9	10	10	1/4"	8423 0304 10

Sanding belt kit	Grit size			
	40+	60+	80+	120+
3M sanding belt kit 20 pcs, 6x305mm (1/4"x12")	4170 1208 00	4170 1208 02	4170 1208 03	4170 1208 04
3M sanding belt kit 20 pcs, 13x305mm (1/2"x12")	4170 1208 05	4170 1208 06	4170 1208 07	4170 1208 08

Felt belt kit	Coars	Medium	Very fine
3M Scotch-brite felt belt kit 10pcs, 13x305mm (1/2"x12")	4170 1210 00	4170 1210 01	4170 1210 02

Accessories	Ordering No.
Contact arm sanding belts 13 x 305mm (1/2"x12")(std arm)	4112 3007 88
Contact arm sanding belts 3 & 6 x 305mm (1/8" & 1/4"x12")	4112 3007 78
Contact arm felt belts 13 x 305mm (1/2"x12")	4112 3007 79
Service kit motor	4081 0501 90
Service kit general	4081 0502 90
Service kit belt support	4081 0503 90





Model	Torque range soft joint		Free speed/r min	Weight		Length mm	CS distance mm	Air consumption at free speed		Rec.hose size mm	Air inlet thread in	Ordering No.
	Nm	ft lb		kg	lb			l/s	cfm			
With trigger start												
LUM22 HR3	0.6-3	5.3-26.5	2200	0.85	1.9	186	18	7.5	16	8	1/4	8431 0269 00
LUM22 HR4	0.6-4	5.3-35.4	1650	0.85	1.9	186	18	7.5	16	8	1/4	8431 0269 02
LUM22 HR6	1.5-6.5	13.3-57.5	1150	0.85	1.9	186	18	7.5	16	8	1/4	8431 0269 01
LUM22 HR10	3.5-10	31-88.5	750	1	2.2	218	18	7.5	16	10	1/4	8431 0269 03
LUM22 HR12	3.5-12.5	31-110.6	500	1	2.2	210	18	7.5	16	10	1/4	8431 0269 04
LUM22 HR12-370	3.5-12.5	31-110.6	370	1	2.2	210	18	7.5	16	10	1/4	8431 0269 05
LUM32 HR10	5-10	44.2-88.5	750	0.72	1.6	183	18.5	7.5	16	10	1/4	8431 0269 90
LUM32 HR15	7.5-15.5	66-137.2	450	0.72	1.6	183	18.5	7.5	16	10	1/4	8431 0269 91
With trigger and push start												
LUM22 HR3-P	0.6-3	5.3-26.5	2200	0.85	1.9	186	21	7.5	16	8	1/4	8431 0269 06
LUM22 HR4-P	0.6-4	5.3-35.4	1650	0.85	1.9	186	21	7.5	16	8	1/4	8431 0269 08
LUM22 HR6-P	1.5-6.5	13.3-57.5	1150	0.85	1.9	186	21	7.5	16	8	1/4	8431 0269 07
LUM22 HR10-P	3.5-10	31-88.5	750	1	2.2	218	21	7.5	16	10	1/4	8431 0269 09
LUM22 HR12-P	3.5-12.5	31-110.6	500	1	2.2	210	21	7.5	16	10	1/4	8431 0269 10
LUM22 HR12-370-P	3.5-12.5	31-110.6	370	1	2.2	210	21	7.5	16	10	1/4	8431 0269 11
Balanced grip models with trigger start												
LLUM12 HRX1	0.6-1.8	5.3-15.9	2300	0.65	1.4	176	15	6	13	6	1/8	8431 0278 58
LUM12 HRX2	0.6-2.5	5.3-22.1	1650	0.65	1.4	176	16	6	13	6	1/8	8431 0278 56
LUM12 HRX3	0.4-3.5	5.3-31.9	1150	0.7	1.5	186	16	6	13	6	1/8	8431 0278 54
LUM12 HRX5	0.4-5	3.5-44.2	850	0.7	1.5	186	16	6	13	6	1/8	8431 0278 51
LUM12 HRX5-350	0.4-5	3.5-44.2	350	0.7	1.5	186	16	6	13	6	1/8	8431 0278 48
LUM12 HRX8	1.5-8	13.3-70.8	500	0.7	1.5	186	16	6	13	6	1/8	8431 0278 60
LUM12 HRX8-50	1.5-8	13.3-70.8	50	0.7	1.5	196	16	6	13	6	1/8	8431 0280 25
LUM12 HRX8-110	1.5-8	13.3-70.8	110	0.7	1.5	196	16	6	13	6	1/8	8431 0280 27
LUM12 HRX8-250	1.5-8	13.3-70.8	250	0.7	1.5	186	16	6	13	6	1/8	8431 0278 69
LUM22 HRX2	1.2-2	10.6-17.7	4500	0.9	2	187	18	9	19	8	1/4	8431 0269 29
LUM22 HRX2-3200	1.1-2.6	9.7-23	3200	0.9	2	187	18	9	19	8	1/4	8431 0278 85
LUM22 HRX3	0.6-3	5.3-26.5	2250	0.9	2	187	18	9	19	8	1/4	8431 0269 22
LUM22 HRX3.5	0.6-3.5	5.3-29.2	2250	0.9	2	187	18	9	19	8	1/4	8431 0269 99
LUM22 HRX4	0.6-4	5.3-35.4	1650	0.9	2	187	18	9	19	8	1/4	8431 0269 20
LUM22 HRX6	1.5-6.5	13.3-57.5	1100	0.95	2.1	197	18	9	19	8	1/4	8431 0269 21
LUM22 HRX10	3.5-10	31-88.5	800	1.1	2.4	219	18	9	19	10	1/4	8431 0269 23
LUM22 HRX11-220	3.5-12.5	31-110.6	220	1.15	2.5	229	18	9	19	10	1/4	8431 0282 20
LUM22 HRX12	3.5-12.5	31-110.6	500	1.1	2.4	211	18	9	19	10	1/4	8431 0269 24
LUM22 HRX12-50	3.5-12.5	31-110.6	50	1.15	2.5	229	18	9	19	10	1/4	8431 0280 26
LUM22 HRX12-120	3.5-12.5	31-110.6	120	1.15	2.5	229	18	9	19	10	1/4	8431 0280 28
LUM22 HRX12-370	3.5-12.5	31-110.6	370	1.1	2.4	211	18	9	19	10	1/4	8431 0269 25
LUM22 HRX26 a	3-26	26.6-230	220	1.2	2.6	233	18	9	19	10	1/4	8431 0269 39
Multiple air inlet models with trigger start												
LUM12 HRF2	0.6-2.5	5.3-22.1	1650	0.65	1.4	190	16	6	13	6	1/8	8431 0269 31
LUM12 HRF3	0.4-3.6	3.5-31.9	1150	0.7	1.5	200	16	6	13	6	1/8	8431 0269 32
LUM12 HRF5	0.4-5	3.5-44.2	850	0.7	1.5	200	16	6	13	6	1/8	8431 0269 33
LUM12 HRF8	1.5-8	13.3-70.8	500	0.7	1.5	200	16	6	13	6	1/8	8431 0269 34

^a 1/4" square drive.

All models: Are reversible and have quick change chuck.

All data at an air pressure of 6.3 bar.

For operator comfort a support handle is recommended for high torque, see Optional Accessories.



Model	Torque range soft joint		Free speed r/min	Weight		Length mm	CS Dist.	Air consumption at free speed		Rec hose size mm	Air inlet thr.	Ordering No.
	Nm	in lb		kg	lb			l/s	cfm			
With push start and button reverse												
LUM02 PR04-1200	0.03-0.32	0.27-2.9	1 200	0.17	0.35	172	10	2.2	4.7	6 ^a	M5	8431 0146 04
LUM02 PR04-1800	0.03-0.32	0.27-2.9	1 800	0.17	0.35	172	10	2.2	4.7	6 ^a	M5	8431 0146 02
LUM02 PR07-350	0.025-0.6	0.23-5.4	350	0.17	0.35	172	10	2.2	4.7	6 ^a	M5	8431 0146 08
LUM02 PR07-500	0.025-0.6	0.23-5.4	500	0.17	0.35	172	10	2.2	4.7	6 ^a	M5	8431 0146 06
LUM02 PR04-950-Q	0.03-0.32	0.27-2.9	950	0.17	0.35	172	10	2.2	4.7	6 ^a	M5	8431 0146 15
LUM02 PR04-1200-Q	0.03-0.32	0.27-2.9	1 200	0.17	0.35	172	10	2.2	4.7	6 ^a	M5	8431 0146 14
LUM02 PR04-1800-Q	0.03-0.32	0.27-2.9	1 800	0.17	0.35	172	10	2.2	4.7	6 ^a	M5	8431 0146 12
LUM02 PR07-350-Q	0.025-0.6	0.23-5.4	350	0.17	0.35	172	10	2.2	4.7	6 ^a	M5	8431 0146 18
LUM02 PR07-500-Q	0.025-0.6	0.23-5.4	500	0.17	0.35	172	10	2.2	4.7	6 ^a	M5	8431 0146 16
LUM02 PR07-600-Q	0.025-0.6	0.23-5.4	500	0.17	0.35	172	10	2.2	4.7	6 ^a	M5	8431 0146 03
LUM10 PR03	0.1-1.5	0.8-13	300	0.4	0.9	206	15	3	6	6	1/8	8431 0146 05
LUM10 PR05	0.1-1.5	0.8-13	460	0.4	0.9	206	15	3	6	6	1/8	8431 0146 09
LUM10 PR12	0.1-1.1	0.8-10	1 200	0.4	0.9	196	15	3	6	6	1/8	8431 0146 17
LUM10 PR21	0.1-0.7	0.8-6	2 000	0.4	0.9	196	15	3	6	6	1/8	8431 0146 25
LUM12 PR1	0.6-1.6	5.3-14.2	1 900	0.55	1.2	195	17	4.5	10	6	1/8	8431 0278 29
LUM12 PR2	0.4-2.3	3.5-20.4	1 450	0.55	1.2	195	17	4.5	10	6	1/8	8431 0278 27
LUM12 PR3	0.4-3.2	3.5-28.3	1 000	0.55	1.2	195	17	4.5	10	6	1/8	8431 0278 26
LUM12 PR4	0.4-4.2	3.5-37.2	750	0.55	1.2	195	17	4.5	10	6	1/8	8431 0278 25
LUM12 PR5	0.4-5	3.5-44.2	450	0.55	1.2	195	20	4.5	10	6	1/8	8431 0278 30
LUM22 PR2-3500	1.1-2.5	9.7-22.1	3 500	0.75	1.7	211	20	7	15	8	1/4	8431 0278 89
LUM22 PR3	0.6-3.2	5.3-28.3	2 100	0.75	1.7	211	20	7	15	8	1/4	8431 0269 61
LUM22 PR4	0.5-4.0	4.4-35.4	1 600	0.75	1.7	211	20	7	15	8	1/4	8431 0269 55
LUM22 PR4-2300	0.7-4.5	5.9-38.2	2 300	0.75	1.7	211	20	7	15	8	1/4	8431 0278 81
LUM22 PR5-260	0.4-5.0	3.5-44.2	260	0.75	1.7	211	20	7	15	8	1/4	8431 0269 62
LUM22 PR5-350	0.4-5.0	3.5-44.2	350	0.75	1.7	211	20	7	15	8	1/4	8431 0269 60
LUM22 PR6	1.5-6.0	13.3-53.1	1 000	0.75	1.7	211	20	7	15	8	1/4	8431 0269 56
LUM22 PR8-1100	1.5-8.0	13.3-70.8	1 100	0.9	2.0	224	20	7	15	8	1/4	8431 0278 88
LUM22 PR10	3.5-10.0	31-88.5	700	0.95	2.1	232	22	7	15	8	1/4	8431 0269 58
LUM22 PR12	3.5-12.5	31-110.6	450	0.9	2.0	224	22	7	15	8	1/4	8431 0269 57
LUM22 PR12-350	3.5-12.5	31-110.6	350	0.95	2.1	224	22	7	15	8	1/4	8431 0269 59
LUM22 PR12-850	3.5-12.0	31-106.2	850	1	2.2	246	22	8.5	15	8	1/4	8431 0278 80
With lever start and reverse ring												
LUM12 SR1	0.6-1.8	5.3-15.9	2 200	0.6	1.3	217	17	6	13	6	1/8	8431 0278 35
LUM12 SR2	0.5-2.5	4.4-22.1	1 700	0.6	1.3	217	17	6	13	6	1/8	8431 0278 34
LUM12 SR3	0.4-3.5	3.5-31	1 200	0.6	1.3	217	17	6	13	6	1/8	8431 0278 33
LUM12 SR4	0.4-4.5	3.5-39.8	850	0.6	1.3	217	17	6	13	6	1/8	8431 0278 32
LUM22 SR3	0.6-3.2	5.3-28.3	1 950	0.8	1.8	239	20	7	15	8	1/4	8431 0269 44
LUM22 SR4	0.6-4	5.3-35.4	1 500	0.8	1.8	239	20	7	15	8	1/4	8431 0269 46
LUM22 SR5-300	0.4-5	3.5-44.2	300	0.8	1.8	239	20	7	15	8	1/4	8431 0269 51
LUM22 SR6	1.5-6	13.3-53.1	1 000	0.85	1.9	239	20	7	15	8	1/4	8431 0269 47
LUM22 SR10	3.5-10	31-88.5	700	1	2.2	260	22	7	15	8	1/4	8431 0269 49
LUM22 SR12	3.5-12.5	31-110.6	430	0.95	2.1	252	22	7	15	8	1/4	8431 0269 48
LUM22 SR12-300	3.5-12.5	31-110.6	300	1	2.2	252	22	7	15	8	1/4	8431 0269 50

^a All LUM02 have an air inlet thread M5. Nipple and coupling are included accessories.
All LUM10/12/22 SR/PR: ESD approved All data at an air pressure of 6.3 bar.



LTV009

Model	Torque range soft joint		Free speed r/min	Weight		Length mm	Angle head height mm	Angle head center to side mm	Air consumption at free speed		Rec. hose size mm	Air inlet thread in	Ordering No.
	Nm	in lb		kg	lb				l/s	cfm			
1/4" female hexagon drive for bits													
LTV009 R05-42	0.4-5	3.5-44.2	850	0.7	1.5	266	25	9	6	13	6	1/8	8431 0278 07
LTV009 R07-42	1.1-7	9.7-61.9	500	0.7	1.5	266	25	9	6	13	6	1/8	8431 0278 10
LTV009 R09-42	1.3-9	11.5-79.6	430	0.7	1.5	266	28.5	11	6	13	6	1/8	8431 0278 15
LTV009 R11-42	1.3-11	11.5-97.3	320	0.8	1.8	266	28.5	11	6	13	6	1/8	8431 0278 21
LTV009 R035-42	0.4-3.5	3.5-31	1100	0.7	1.5	266	25	9	6	13	6	1/8	8431 0278 04
LTV19 R15-42	6-15	54-133	360	1.1	2.4	309	36	11	7	15	8	1/4	8431 0279 35
1/4" square drive for sockets													
LTV009 R05-6	0.4-5	3.5-44.2	850	0.7	1.5	266	25	9	6	13	6	1/8	8431 0278 08
LTV009 R07-6	1.1-7	9.7-61.9	500	0.7	1.5	266	25	9	6	13	6	1/8	8431 0278 11
LTV009 R07-6-230	0.3-7	2.6-61.9	230	0.8	1.8	266	25	9	6	13	6	1/8	8431 0279 18
LTV009 R09-6	1.3-9	11.5-79.6	430	0.7	1.5	266	28.5	11	6	13	6	1/8	8431 0278 17
LTV009 R11-6-200	1.3-11	11.5-97.3	200	0.7	1.5	266	28.5	11	6	13	6	1/8	8431 0278 24
LTV009 R11-6-200-B	1.3-11	11.5-97.3	200	0.8	1.8	266	27.6	11	6	13	6	1/8	8431 0278 31
LTV009 R11-6	1.3-11	11.5-97.3	320	0.8	1.8	266	28.5	11	6	13	6	1/8	8431 0278 22
LTV009 R035-6	0.4-3.5	3.5-31	1100	0.7	1.5	266	25	9	6	13	6	1/8	8431 0278 05
LTV19 R15-6	6-15	54-133	360	1.1	2.4	309	31	11	7	15	8	1/4	8431 0279 34
3/8" square drive for sockets													
LTV009 R03-10	0.7-3	6.2-26.5	1400	0.7	1.5	266	25	9	6	13	6	1/8	8431 0278 23
LTV009 R09-10	1.3-9	11.5-79.6	430	0.7	1.5	266	28.5	11	6	13	6	1/8	8431 0278 13
LTV009 R11-10	1.3-11	11.5-97.3	320	0.8	1.8	266	28.5	11	6	13	6	1/8	8431 0278 20
LTV19 R15-10	6-15	54-133	360	1.1	2.4	309	31	11	7	15	8	1/4	8431 0279 36
1/4" quick change chuck													
LTV009 R05-Q	0.4-5	3.5-44.2	850	0.7	1.5	266	25	9	6	13	6	1/8	8431 0278 06
LTV009 R07-Q	1.1-7	9.7-61.9	500	0.7	1.5	266	25	9	6	13	6	1/8	8431 0278 09
LTV009 R09-Q	1.3-9	11.5-79.6	430	0.7	1.5	266	28.5	11	6	13	6	1/8	8431 0278 12
LTV009 R11-Q	1.3-11	11.5-97.3	320	0.8	1.8	266	28.5	11	6	13	6	1/8	8431 0278 19
LTV009 R025-Q	0.6-2.5	5.3-22.1	1650	0.7	1.5	266	25	9	6	13	6	1/8	8431 0278 00
LTV009 R035-Q	0.4-3.5	3.5-31	1100	0.7	1.5	266	25	9	6	13	6	1/8	8431 0278 03
LTV19 R15-Q	6-15	54-133	360	1.1	2.4	309	45	11	7	15	8	1/4	8431 0279 37
Flush socket													
LTV009 R12-FS-10	1.5-8	13.3-70.8	340	1.1	2.4	261	23.5	13.5	6	13	6	1/8	8431 0632 11

All models: - Are reversible.
 - All data at an air pressure of 6.3 bar.
 - Are ESD approved

For more info about optional accessories please see Atlas Copco main catalog or contact Atlas Copco local sales representative.



Model	Bolt size mm	Square drive in	Torque range ^a		Free speed r/min	Weight		Length mm	CS distance mm	Air consumption under load		Rec. hose size mm	Air inlet thread BSP	Ordering No.
			Nm	ft lb		kg	lb			l/s	cfm			
AutoTrim														
EP3PTX5 HR42-AT	M4-M5	1/4 b	2-5	1.6-4	4500 c	0.8	1.8	154	21	4	9	8	1/4	8431 0375 53
EP4PTX9 HR10-AT	M5	3/8	4-9	3-7	3300 c	0.9	2.0	164	22	4	9	8	1/4	8431 0375 56
EP4PTX9 HR42-AT	M5	1/4 b	4-9	3-7	3300 c	0.9	2.0	164	22	4	9	8	1/4	8431 0375 52
EP5PTX17 HR42-AT	M6	1/4 b	7-17	5-13	5400 c	0.9	2.0	164	22	7	15	8	1/4	8431 0375 02
EP5PTX19 HR10-AT	M6	3/8	8-19	6-14	5400 c	0.9	2.0	164	22	7	15	8	1/4	8431 0375 06
EP6PTX28 HR42-AT	M6-M8	1/4 b	15-28	11-18	8500 c	0.9	2.0	164	22	7	15	8	1/4	8431 0375 12
EP6PTX32 HR10-AT	M6-M8	3/8	16-32	12-23	8500 c	0.9	2.0	164	22	7	15	8	1/4	8431 0375 22
EP7PTX55 HR10-AT	M8-M10	3/8	30-55	22-40	6900 c	1.2	2.5	176	25	9	19	10	1/4	8431 0375 32
EP8PTX70 HR10-AT	M10	3/8	40-70	29-51	6900 c	1.2	2.5	176	25	9	19	10	1/4	8431 0375 62
EP9PTX80 HR13-AT	M10	1/2	50-80	37-59	5100 c	1.5	3.4	188	29	11	23	10	1/4	8431 0375 42
EP11PTX110 HR13-AT	M12	1/2	70-110	51-81	5100 c	1.7	3.8	196	29	12	25	10	1/4	8431 0376 52
EP13PTX150 HR13-AT	M12-M14	1/2	85-150	63-110	5300 c	2.3	5.0	197	33.5	15	32	13	3/8	8431 0376 62
EP15PTX250 HR20-AT	M12-M16	3/4	125-250	92-184	4200 c	3.1	6.8	216	36.5	21	45	13	3/8	8431 0376 72
EP19PTX450 HR20-AT	M16-M20	3/4	225-450	166-332	3300 c	4.2	9.2	221	44	23	49	13	3/8	8431 0376 82
AutoTrim Low pressure models														
EP5PTX HR10-AT-L	M5	3/8	7-15	5-11	5900 d	0.9	2.0	164	22	4	9	8	1/4	8431 0379 06
EP5PTX HR42-AT-L	M4-M5	1/4 b	6-13	4-10	5900 d	0.8	1.8	154	21	4	9	8	1/4	8431 0379 02
EP6PTX HR10-AT-L	M6	3/8	13-25	9-18	7900 d	0.9	2.0	164	22	7	15	8	1/4	8431 0379 22
EP6PTX HR42-AT-L	M5	1/4 b	11-22	8-16	7900 d	0.9	2.0	164	22	4	9	8	1/4	8431 0379 12
EP7PTX HR10-AT-L	M6	3/8	23-35	17-26	6200 d	0.9	2.0	164	22	7	15	10	1/4	8431 0379 32
EP8PTX HR10-AT-L	M6-M8	3/8	33-45	24-33	6300 d	0.9	2.0	164	22	7	15	10	1/4	8431 0379 62

^a To be used as a guide only, final torque depends on type of joint, accessories used and air pressure.

^b Female hexagon drive. Quick change chuck.

^c In full speed mode.

^d Measured at 5 bar air pressure.

Angle Nutrunners

LTV29-2 SERIES

- Designed for high speed and small dimensions.
- Slim lightweight design.
- Soft, comfortable grip.
- Easy to reverse.
- Low reaction force.



LTV29-2

LTV39-2 SERIES

- The fastest nutrunners of this type.
- Powerful motor.
- Consistently high accuracy.
- Many operator-friendly features.



LTV39-2

LTV FS FLUSH SOCKET TOOLS

- Minimum angle head size gives good access.
- High torque accuracy.
- Integrated sockets give reduced angle head height.

Model	Bolt size mm	Square drive in	Torque range soft joint		Free speed r/min	Weight		Length mm	Angle head height mm	Angle head center to side mm	Air consumption at free speed		Rec. hose size mm	Air inlet thread in	Ordering No.
			Nm	ft lb		kg	lb				l/s	cfm			
Reversible															
LTV29-2 R12-6	M6	1/4	6-12	4.5-9	850	1.3	2.9	351	27	11	10	21	10	1/4	8431 0631 15
LTV29-2 R12-10	M6	3/8	6-12	4.5-9	850	1.3	2.9	351	27	11	10	21	10	1/4	8431 0631 16
LTV29-2 R12-Q	M6	1/4 ^a	6-12	4.5-9	850	1.3	2.9	351	44	11	10	21	10	1/4	8431 0631 17
LTV29-2 R12-42	M6	1/4 ^b	6-12	4.5-9	850	1.3	2.9	351	34	11	10	21	10	1/4	8431 0631 18
LTV29-2 R12-B6	M6	1/4	6-12	4.5-9	850	1.3	2.9	351	27	11	10	21	10	1/4	8431 0631 00
LTV29-2 R12-B10	M6	3/8	6-12	4.5-9	850	1.3	2.9	351	27	11	10	21	10	1/4	8431 0631 01
LTV29-2 R16-6	M6	1/4	9-16	7-12	850	1.3	2.9	351	27	11	10	21	10	1/4	8431 0631 22
LTV29-2 R16-10	M6	3/8	9-16	7-12	850	1.3	2.9	351	27	11	10	21	10	1/4	8431 0631 21
LTV29-2 R16-Q	M6	1/4 ^a	9-16	7-12	850	1.3	2.9	351	44	11	10	21	10	1/4	8431 0631 24
LTV29-2 R16-42	M6	1/4 ^b	9-16	7-12	850	1.3	2.9	351	34	11	10	21	10	1/4	8431 0631 23
LTV29-2 R16-B6	M6	1/4	9-16	7-12	850	1.3	2.9	351	27	11	10	21	10	1/4	8431 0631 02
LTV29-2 R16-B10	M6	3/8	9-16	7-12	850	1.3	2.9	351	27	11	10	21	10	1/4	8431 0631 03
LTV29-2 R24-10	M8	3/8	12-24	9-18	640	1.4	3.1	374	30	14	10	21	10	1/4	8431 0631 29
LTV29-2 R24-B10	M8	3/8	12-24	9-18	640	1.4	3.1	374	30	14	10	21	10	1/4	8431 0631 04
LTV29-2 R30-10	M8	3/8	15-30	11-22	500	1.4	3.1	374	30	14	10	21	10	1/4	8431 0631 37
LTV29-2 R30-B10	M8	3/8	15-30	11-22	500	1.4	3.1	374	30	14	10	21	10	1/4	8431 0631 36
LTV39-2 R16-10	M6	3/8	7-16	5-12	1200	1.5	3.3	375	27	11	16	34	10	1/4	8431 0633 09
LTV39-2 R16-B10	M6	3/8	7-16	5-12	1200	1.5	3.3	375	27	11	16	34	10	1/4	8431 0631 05
LTV39-2 R24-B10	M8	3/8	12-24	9-18	870	1.6	3.5	385	30	14	16	34	10	1/4	8431 0631 06
LTV39-2 R30-10	M8	3/8	15-30	11-22	870	1.6	3.5	385	35	14	16	34	10	1/4	8431 0633 19
LTV39-2 R30-B10	M8	3/8	15-30	11-22	870	1.6	3.5	385	35	14	16	34	10	1/4	8431 0631 07
LTV39-2 R37-10	M8	3/8	22-37	16-27	708	1.7	3.7	405	35	18	16	34	10	1/4	8431 0633 24
LTV39-2 R37-B10	M8	3/8	22-37	16-27	708	1.7	3.7	405	35	18	16	34	10	1/4	8431 0631 08
LTV39-2 R48-10	M8	3/8	24-48	18-35	560	1.7	3.7	405	35	18	16	34	10	1/4	8431 0633 27
LTV39-2 R48-13	M8	1/2	24-48	18-35	560	2.0	4.4	425	41	20	16	34	10	1/4	8431 0633 43
LTV39-2 R48-B10	M8	3/8	24-48	18-35	560	1.7	3.7	405	35	18	16	34	10	1/4	8431 0631 09
LTV39-2 R48-B13	M8	1/2	24-48	18-35	560	2.0	4.4	425	41	20	16	34	10	1/4	8431 0631 10
LTV39-2 R56-10	M10	3/8	28-56	21-41	460	1.7	3.7	405	35	18	16	34	10	1/4	8431 0633 35
LTV39-2 R56-13	M10	1/2	28-56	21-41	460	2.0	4.4	425	41	20	16	34	10	1/4	8431 0633 51
LTV39-2 R56-B10	M10	3/8	28-56	21-41	460	1.7	3.7	405	35	18	16	34	10	1/4	8431 0631 11
LTV39-2 R56-B13	M10	1/2	28-56	21-41	460	2.0	4.4	425	41	20	16	34	10	1/4	8431 0631 12
LTV39-2 R70-13	M10	1/2	35-70	26-51	350	2.1	4.6	425	41	20	16	34	10	1/4	8431 0633 59
LTV39-2 R70-B13	M10	1/2	35-70	26-51	350	2.1	4.6	425	41	20	16	34	10	1/4	8431 0631 13
LTV39-2 R85-13	M10-12	1/2	43-85	32-63	305	2.5	5.5	500	52	25	16	34	10	1/4	8431 0633 67
LTV39-2 R85-B13	M10-12	1/2	43-85	32-63	305	2.5	5.5	500	52	25	16	34	10	1/4	8431 0631 14
LTV39-2 R120-13	M12	1/2	60-120	44-88	220	2.5	5.5	500	52	25	16	34	10	1/4	8431 0633 69
Flush socket															
LTV29-2 R24 FS	M8	–	12-24	9-18	640	1.4	3.7	357	32	15	10	21	10	1/4	8431 0634 51
LTV29-2 R30 FS	M8	–	15-30	11-22	500	1.3	3.1	357	32	15	10	21	10	1/4	8431 0634 52
LTV39-2 R37 FS	M8	–	22-37	16-27	708	1.7	3.7	406	38	19	16	34	10	1/4	8431 0634 53
LTV39-2 R48 FS	M8	–	24-48	18-35	560	1.7	3.7	406	38	19	16	34	10	1/4	8431 0634 54
LTV39-2 R56 FS	M8	–	28-56	21-41	460	1.7	3.7	406	38	19	16	34	10	1/4	8431 0634 55
LTV39-2 R70 FS	M10	–	35-70	26-51	350	2.1	4.6	425	50	20	16	34	10	1/4	8431 0634 56
LTV39-2 R85 FS	M10-12	–	43-85	32-63	305	2.5	5.5	500	58	26	16	34	10	1/4	8431 0634 57
LTV39-2 R120 FS	M12	–	60-120	44-88	220	2.5	5.5	500	58	26	16	34	10	1/4	8431 0634 58

^a Quick change chuck. ^b Female hex drive. B - Ball retainer

LTV28 AND 38 SERIES

- Highest reliability when tightening M5-M12 screws.
- Small, durable gears.
- Precise clutch.
- Reliable motor.

LTV48 SERIES

- Robust, reliable tools.
- Reversible for torques up to 200 Nm.
- Comfortable to operate due to low weight and smooth handles.
- Reaction bars and other accessories available.

LTV FS FLUSH SOCKET TOOLS

- Minimum angle head size gives good access.
- High torque accuracy.
- Integrated sockets give reduced angle head height.



Model	Bolt size mm	Sq. drive in	Torque range soft joint		Free speed r/min	Weight			Angle head height mm	Angle head center to side mm	Air cons. at free speed		Rec hose size mm	Air inlet thread	Ordering No.
			Nm	ft lb		kg	lb	Length mm			l/s	cfm			
Reversible															
LTV28 R07-6	M5	1/4	2.5-7	1.8-5	1100	1.3	2.9	334	28.5	10	8	17	8	1/4	8431 0601 65
LTV28 R07-42	M5	1/4 ^a	2.5-7	1.8-5	1100	1.3	2.9	334	28.5	10	8	17	8	1/4	8431 0601 73
LTV28 R07-Q	M6	1/4 ^b	2.5-7	1.8-5	1100	1.3	2.9	334	28.5	10	8	17	8	1/4	8431 0601 68
LTV28 R15-6	M6	1/4	7-15	5-11	560	1.4	3.1	349	28	11	10	21	10	1/4	8431 0601 52
LTV28 R15-10	M6	3/8	7-15	5-11	560	1.4	3.1	349	28	11	10	21	10	1/4	8431 0601 55
LTV28 R15-Q	M6	1/4 ^b	7-15	5-11	560	1.4	3.1	349	28	11	10	21	10	1/4	8431 0601 53
LTV28 R20-10	M6	3/8	10-19	7-15	530	1.4	3.1	355	34.5	13.5	10	21	10	1/4	8431 0601 50
LTV28 R20-42	M6	1/4 ^a	10-20	7-15	420	1.4	3.1	350	34	13.5	10	21	10	1/4	8431 0601 48
LTV28 R28-10	M8	3/8	14-28	10-21	340	1.4	3.1	350	29.5	13.5	10	21	10	1/4	8431 0601 40
LTV28 R28-42	M8	3/8	14-28	10-21	340	1.4	3.1	350	29.5	13.5	10	21	10	1/4	8431 0601 44
LTV28 RL28-10	M8	3/8	14-28	10-21	80	1.4	3.1	350	29.5	13.5	10	21	10	1/4	8431 0601 33
LTV38 R42-10	M8	3/8	20-42	15-31	400	2.0	4.4	436	34.5	18	16	34	10	1/4	8431 0603 55
LTV38 R42-13	M8	1/2	20-42	15-31	400	2.2	4.8	453	41	20	16	34	10	1/4	8431 0603 69
LTV38 R50-10	M10	3/8	25-50	18-36	330	2.0	4.4	436	34.5	18	16	34	10	1/4	8431 0603 63
LTV38 R50-13	M10	1/2	25-50	18-36	330	2.2	4.8	453	41	20	16	34	10	1/4	8431 0603 71
LTV38 R57-13	M10	1/2	30-57	22-41	280	2.2	4.8	453	41	20	16	34	10	1/4	8431 0603 51
LTV38 R70-13	M10	1/2	34-70	24-50	225	2.4	5.3	487	41	20	16	34	10	1/4	8431 0603 46
LTV38 R85-13	M10-12	1/2	40-85	29-61	190	2.8	6.1	530	52	25	16	34	10	1/4	8431 0603 38
LTV48 R120-L13	M12	1/2	70-120	51-88	215	3.5	7.6	590	52	25	28	59	12.5	1/2	8431 0534 88
LTV48 R150-L13	M12	1/2	70-150	51-111	170	3.5	7.6	590	52	25	28	59	12.5	1/2	8431 0534 93
LTV48 R200-L13	M14	1/2	115-200	85-148	100	3.8	8.3	610	52	25	28	59	12.5	1/2	8431 0534 98
Flush socket															
LTV48 R150 FS	M12	–	70-150	44-111	180	3.5	7.6	590	70	25	28	59	12.7	1/2	8431 0610 17
LTV48 R200 FS	M14	–	115-200	85-148	100	3.8	8.3	610	70	25	28	59	12.8	1/2	8431 0610 21

^a Female hex drive.

^b Quick change chuck.

Introduction – Clutch Type

Powerful, durable and highly operator friendly

For quality critical applications where flexibility is essential, the BCP screwdriver and the BCV nutrunner are the ideal tool choices. Powerful and durable with superior ergonomics and operator feedback they offer higher productivity in assembly operations, independent of the industry.

FREEDOM – TRULY FLEXIBLE ASSEMBLY

- No product damage from cables or hoses
- No trip hazards from trailing cables
- No cable or hose management
- Speed setting functionality for the BCP
- Reversible battery pack

ERGONOMICS – A PLEASURE TO WORK WITH

- Reduced operator fatigue and work related health problems
- Light, compact and well-balanced design
- Operator feedback

POWER – HIGH PERFORMANCE AND DURABILITY

- Robust and industrial tool design
- Li-Ion battery technology for BCP: high power-to-weight.



BCV FEATURES



BCP FEATURES



- A** Unrivalled clutch design for excellent torque repeatability and low mean shift.
- B** LED front lights illuminates the work area.
- C** LED for OK/NOK and battery status Buzzer option.
- D** Ergonomic trigger designed to give a soft, smooth feel.

- E** Ergonomic handle designed to give excellent balance.
- F** Buzzer for audio feedback.
- G** Dual battery position for the highest level of operator comfort and accessibility.

- H** Brushless motor and magnetic hall sensors for high durability.
- J** Reverse button.
- K** Angle gear.

BCP screwdrivers offer true cordless freedom and superior ergonomics for the operator, thus contributing to outstanding performance.

- Ergonomic, lightweight pistol-grip design.
- 7 brushless models offering variable speed with a speed setting unit.
- Torque range: 0.8-12 Nm.
- Low speed models available.
- Choice of two 18 V Li-Ion batteries: 1.3 Ah Flat Pack or 2.6 Ah Big Pack.



BCP

Model	Square drive in	Torque range		Speed range r/min	Weight (excl. battery)		Length mm	Height mm	Ordering No.
		Nm	ft lb		kg	lb			
BCP BL-2-I06	1/4	0.8-2.5	0.6-1.8	500-1550	0.86	1.89	200	188	8431 1273 00
BCP BL-6-I06	1/4	2.0-6.0	1.5-4.4	300-1000	0.86	1.89	200	188	8431 1273 10
BCP BL-8-I06	1/4	3.0-8.0	2.2-5.9	300-800	0.86	1.89	200	188	8431 1273 20
BCP BL-12-I06	1/4	5.0-12.0	3.7-8.8	250-600	0.86	1.89	200	188	8431 1273 30
BCP BL-2L-I06	1/4	0.8-2.5	0.6-1.8	150-440	0.86	1.89	200	188	8431 1273 50
BCP BL-6L-I06	1/4	1.5-6.0	1.1-4.4	150-440	0.86	1.89	200	188	8431 1273 60
BCP BL-12L-I06	1/4	3.0-12.0	2.2-8.8	150-440	0.86	1.89	200	188	8431 1273 40

-L stands for low speed models.

NOTE: The tools are set at maximum speed at delivery.

All pistol grip models have 1/4" female hexagon drive for bits with quick change chuck.

BCV

BCV nutrunners are durable and reliable and offer flexible assembly. A lightweight and handy tool for maximum operator comfort.

- Robust yet ergonomic angle tool.
- Torque range 1.5-45 Nm.
- There are two Li-Ion batteries, 18 V and 36 V.



BCV

Check with your local Atlas Copco Tools representative regarding availability in your market.

Model	Square drive in	Torque range		Free speed r/min	Weight (excl. battery)		Power W	Battery V	Ordering No.
		Nm	ft lb		kg	lb			
BCV BL-07L-06	1/4	1.5-7	1.1-5.16	120-360	1.15	2.6	340	18	8431 1275 07
BCV BL-07-I06-QC	Hex 1/4	1.5-7	1.1-5.16	400-880	1.15	2.6	830	18	8431 1276 07
BCV BL-15-06	1/4	5-15	3.68-11	200-480	1.15	2.6	970	18	8431 1275 15
BCV BL-15-10	3/8	5-15	3.68-11	200-480	1.15	2.6	970	18	8431 1276 15
BCV BL-30-10	3/8	10-30	7.37-22.12	100-300	1.55	3.4	1720	36	8431 1275 30
BCV BL-45-10	3/8	20-45	14.7-33.2	50-180	1.65	3.6	1490	36	8431 1275 45

Optional Accessories

BATTERIES

Model	Current V	Electric charge Ah	Weight		Charge time min	Ordering No.
			kg	lb		
Li-Ion flat pack	18	2.1	0.37	0.82	35	4211 5526 82
Li-Ion regular pack	18	4.2	0.63	1.39	70	4211 5526 83
Li-Ion (BCV 30/45 Nm only)	36	2.1	0.60	1.32	70	4211 5526 87



Battery
for BCV only

MULTICHARGER FOR BCV, BCP AND STB

Model	Ordering No.
Multicharger 18V - 36V, all regions	4211 5424 85



Battery
Flat pack

COVER PROTECTIONS

Model	Ordering No.
Battery cover protection, Flat pack	4211 5601 00
Battery cover protection, Big pack	4211 5602 00
BCV BL-30-10 protective cover	4211 5603 30
BCV BL-45-10 protective cover	4211 5603 45
BCV BL-07/15 protective cover	4211 5603 00
Tool cover protection (BCP only)	4211 5415 00



Battery
Big pack

MISCELLANEOUS

Model	Ordering No.
Speed setting unit V2 (BCV and BCP)	4211 5462 81
Battery analyzer	4211 5424 90
Support handle	4211 5421 80
Suspension bail	4211 5600 00
Modular tool holder	4220 3584 85

COLOUR RINGS

Model	Ordering No.
Red	4211 5461 02
Orange	4211 5461 03
Green	4211 5461 04
Blue	4211 5461 05
White	4211 5461 06
Purple	4211 5461 07
Grey	4211 5461 08



Colour rings



Battery Multicharger 18V - 36V



Tool holder



Suspension bail



Battery cover
Flat pack



Battery cover
Big pack



Support handle



Speed setting unit



Tool cover

Cordless freedom with full process control

Tensor STB battery powered nutrunners offer the same benefits in terms of process control as Tensor ST nutrunners, yet with the freedom of cordless tools. The tools have the capability to communicate with Bluetooth or W-LAN together with a Power Focus controller, for full process control.

FLEXIBILITY – NO MORE CABLES

- No more cables and cable management
- No more damaged cables
- No product damage from cables
- No trip hazards from trailing cables

PRODUCTIVITY – SAVE TIME


- Increased operator efficiency
- Easy to set up and replace
- Eliminate need for multiple operations
- Up to 100% faster than competing products

ERGONOMICS

- Reduced operator fatigue and work related health problems
- Unhindered access
- Low weight – up to 20 % lighter than competing products
- Compact size



STB FEATURES



- A** ST accessory bus.
- B** ST style motor configured for battery use.
- C** Configurable buzzer.
- D** Configurable button standard.
- E** Same ST angle head spiral gear package.
- F** Extremely compact electronics within the tool handle.
- G** Li-Ion battery package, 18V 2.6 Ah, 30V 2.6 Ah.
- H** Signal lights for operator feedback
 - Tightening status
 - Batch OK
 - Battery status
 - Communication status
 - Tool events

Tensor STB offers genuine ergonomic and flexibility advantages for the operator which, in turn, raises operator efficiency.

- Tensor STB-B has the Bluetooth communication.
- Low tool weight and high spindle speed reduce cycle time.
- Freedom of movement in all working positions.
- Lightweight components help reduce operator fatigue.
- Torque range ETV: 2-150 Nm.
- Torque range ETP: 2-12 Nm.
- Tensor STB-B is also available with ETO and ETC models.



Model	Square drive in	Torque range		Li-Io Battery	Speed r/min	Weight		Weight inc battery		Length mm	CS dist	Height mm	Ordering No.
		Nm	ft lb			kg	lb	kg	lb				
Right-angle standard models													
ETV STB33-10-10-B	3/8	2-10	2-7.5	18 V	943	1.45	3.1	2.05	4.4	435.4	11	41	8433 3020 20
ETV STB33-15-10-B	3/8	4-15	3-11	18 V	720	1.5	3.3	2.15	4.75	435.4	11	41	8433 3020 82
ETV STB33-20-10-B	3/8	5-20	4-14.5	18 V	480	1.5	3.3	2.15	4.75	469.3	14	41.8	8433 3011 06
ETV STB33-30-10-B	3/8	6-30	4.5-22	18 V	380	1.5	3.3	2.15	4.75	470.8	15.5	41.8	8433 3011 67
ETV STB63-30-10-B	3/8	6-30	4.5-22	30 V	610	1.8	4	2.75	6.05	495.8	15.5	41.8	8433 3040 21
ETV STB63-40-10-B	3/8	12-40	9-29	30 V	450	1.95	4.3	2.9	6.4	507.8	18	47.3	8433 3041 22
ETV STB63-50-10-B	3/8	15-50	10-37	30 V	365	1.95	4.3	2.9	6.4	507.8	18	47.3	8433 3042 67
ETV STB63-70-13-B	1/2	15-70	10-50.7	30 V	265	2.45	5.4	3.4	7.5	519.6	20	58	8433 3043 05
ETV STB63-100-13-B	1/2	20-100	15-72.5	30 V	170	2.9	6.4	3.85	8.5	556.7	22.5	60.4	8433 3044 05
ETV STB63-150-13-TM-B	1/2	30-150	22-109	30 V	72	3.4	7.5	4.35	9.6	522.9	23.5	98.1	8433 3045 05
Right-angle ball retainer models													
ETV STB33-10-B10-B	3/8	2-10	2-7.5	18 V	943	1.4	3.1	2	4.4	435.4	11	41	8433 3020 30
ETV STB33-15-B10-B	3/8	4-15	3-11	18 V	720	1.5	3.3	2.15	4.75	435.4	11	41	8433 3020 96
ETV STB33-20-B10-B	3/8	5-20	4-14.5	18 V	480	1.5	3.3	2.15	4.75	469.3	14	41.8	8433 3011 16
ETV STB33-30-B10-B	3/8	6-30	4.5-22	18 V	380	1.5	3.3	2.15	4.75	470.8	15.5	41.8	8433 3021 76
ETV STB63-40-B10-B	3/8	12-40	9-29	30 V	450	1.95	4.3	2.9	6.4	507.8	18	47.3	8433 3041 39
ETV STB63-50-B10-B	3/8	15-50	10-37	30 V	365	1.95	4.3	2.9	6.4	507.8	18	47.3	8433 3042 75
ETV STB63-70-B13-B	1/2	15-70	10-50.7	30 V	265	2.45	5.4	3.4	7.5	519.6	20	58	8433 3043 15
ETV STB63-100-B13-B	1/2	20-100	15-72.5	30 V	170	2.9	6.4	3.85	8.5	556.7	22.5	60.4	8433 3044 15
Pistol-grip standard models													
ETP STB33-06-10-B	3/8	2-6	2-4	18 V	1500	0.95	2.1	1.55	3.4	216	—	208	8433 3120 25
ETP STB33-12-10-B	3/8	4-12	3-9	18 V	750	0.95	2.1	1.55	3.4	216	—	208	8433 3121 35
Pistol-grip standard models with Parameter Selector													
ETP STB33-06-10-SEB	3/8	2-6	2-4	18 V	1500	0.95	2.1	1.55	3.4	216	—	208	8433 3121 61
ETP STB33-12-10-SEB	3/8	4-12	3-9	18 V	750	0.95	2.1	1.55	3.4	216	—	208	8433 3121 63
ETP STB33-06-106-SEB	1-4	2-6	2-4	18 V	1500	0.95	2.1	1.55	3.4	216	—	208	8433 3121 65
Pistol-grip female hex models													
ETP STB33-06-106-B	1/4	2-6	2-4	18 V	1500	0.95	2.1	1.55	3.4	216	—	208	8433 3120 37
ETP STB33-12-106-B	1/4	4-12	3-9	18 V	750	0.95	2.1	1.55	3.4	216	—	208	8433 3121 48
Pistol-grip female hex models													
ETP STB33-12-106-SEW	1/4	4-12	3-9	18 V	750	0.95	2.1	1.55	3.4	216	—	208	8433 3019 57

"-B" = Bluetooth

Tensor STB offers genuine ergonomic and flexibility advantages for the operator which, in turn, raises operator efficiency.

- Tensor STB-W has the Wi-Fi communication.
- Low tool weight and high spindle speed reduce cycle time.
- Freedom of movement in all working positions.
- Lightweight components help reduce operator fatigue.
- Torque range ETV: 2-100 Nm.
- Torque range ETP: 2-12 Nm.
- Supports 2.4 and 5.0 Ghz.



Model	Square drive in	Torque range		Li-Io Battery	Speed r/min	Weight		Weight inc battery		Length mm	CS dist	Height mm	Ordering No.
		Nm	ft lb			kg	lb	kg	lb				
Right-angle standard models													
ETV STB33-10-10-W	3/8	2-10	2-7.5	18 V	943	1.45	3.1	2.05	4.4	435.4	11	41	8433 3019 00
ETV STB33-15-10-W	3/8	4-15	3-11	18 V	720	1.5	3.3	2.15	4.75	435.4	11	41	8433 3019 08
ETV STB33-20-10-W	3/8	5-20	4-14.5	18 V	480	1.5	3.3	2.15	4.75	469.3	14	41.8	8433 3019 20
ETV STB33-30-10-W	3/8	6-30	4.5-22	18 V	380	1.5	3.3	2.15	4.75	470.8	15.5	41.8	8433 3019 28
ETV STB63-30-10-W	3/8	6-30	4.5-22	30 V	610	1.8	4	2.75	6.05	495.8	15.5	41.8	8433 3019 42
ETV STB63-40-10-W	3/8	12-40	9-29	30 V	450	1.95	4.3	2.9	6.4	507.8	18	47.3	8433 3019 50
ETV STB63-50-10-W	3/8	15-50	10-37	30 V	365	1.95	4.3	2.9	6.4	507.8	18	47.3	8433 3019 58
ETV STB63-70-13-W	1/2	15-70	10-50.7	30 V	265	2.45	5.4	3.4	7.5	519.6	20	58	8433 3019 66
ETV STB63-100-13-W	1/2	20-100	15-72.5	30 V	170	2.9	6.4	3.85	8.5	556.7	22.5	60.4	8433 3019 74
Right-angle ball retainer models													
ETV STB33-10-B10-W	3/8	2-10	2-7.5	18 V	943	1.4	3.1	2	4.4	435.4	11	41	8433 3019 04
ETV STB33-15-B10-W	3/8	4-15	3-11	18 V	720	1.5	3.3	2.15	4.75	435.4	11	41	8433 3019 16
ETV STB33-20-B10-W	3/8	5-20	4-14.5	18 V	480	1.5	3.3	2.15	4.75	469.3	14	41.8	8433 3019 24
ETV STB33-30-B10-W	3/8	6-30	4.5-22	18 V	380	1.5	3.3	2.15	4.75	470.8	15.5	41.8	8433 3019 32
ETV STB63-40-B10-W	3/8	12-40	9-29	30 V	450	1.95	4.3	2.9	6.4	507.8	18	47.3	8433 3019 54
ETV STB63-50-B10-W	3/8	15-50	10-37	30 V	365	1.95	4.3	2.9	6.4	507.8	18	47.3	8433 3019 62
ETV STB63-70-B13-W	1/2	15-70	10-50.7	30 V	265	2.45	5.4	3.4	7.5	519.6	20	58	8433 3019 70
ETV STB63-100-B13-W	1/2	20-100	15-72.5	30 V	170	2.9	6.4	3.85	8.5	556.7	22.5	60.4	8433 3019 78
Right-angle ball retainer models with Extended memory													
ETV STB33-10-B10-W-XM	3/8	2-10	2-7.5	18 V	943	1.4	3.1	2	4.4	435.4	11	41	8433 3021 11
ETV STB33-30-B10-W-XM	3/8	4-15	3-11	18 V	720	1.5	3.3	2.15	4.75	435.4	11	41	8433 3021 33
ETV STB63-30-B10-W-XM	3/8	6-30	4.5-22	30 V	610	1.8	4	2.75	6.05	495.8	15.5	41.8	8433 3021 31
ETV STB63-40-B10-W-XM	3/8	12-40	9-29	30 V	450	1.95	4.3	2.9	6.4	507.8	18	47.3	8433 3021 41
ETV STB63-50-B10-W-XM	3/8	15-50	10-37	30 V	365	1.95	4.3	2.9	6.4	507.8	18	47.3	8433 3021 51
ETV STB63-70-B13-W-XM	1/2	15-70	10-50.7	30 V	265	2.45	5.4	3.4	7.5	519.6	20	58	8433 3021 71
ETV STB63-100-B13-W-XM	1/2	20-100	15-72.5	30 V	170	2.9	6.4	3.85	8.5	556.7	22.5	60.4	8433 3021 91
Pistol-grip standard models													
ETP STB33-06-10-W	3/8	2-6	2-4	18 V	1500	0.95	2.1	1.55	3.4	216	—	208	8433 3019 82
ETP STB33-12-10-W	3/8	4-12	3-9	18 V	750	0.95	2.1	1.55	3.4	216	—	208	8433 3019 90
Pistol-grip standard models and Parameter selector													
ETP STB33-06-10-SEW	3/8	2-6	2-4	18 V	1500	0.95	2.1	1.55	3.4	216	—	208	8433 3019 51
ETP STB33-06-I06-SEW	1/4	2-6	2-4	18 V	1500	0.95	2.1	1.55	3.4	216	—	208	8433 3019 53
ETP STB33-12-I06-SEW	1/4	4-12	3-9	18 V	750	0.95	2.1	1.55	3.4	216	—	208	8433 3019 57
Pistol-grip with Extended memory and Parameter selector													
ETP STB33-06-10-WXM-SEL	3/8	2-6	2-4	18 V	1500	0.95	2.1	1.55	3.4	216	—	208	8433 3021 03
ETP STB33-12-10-WXM-SEL	3/8	4-12	3-9	18 V	750	0.95	2.1	1.55	3.4	216	—	208	8433 3021 13
Pistol-grip female hex models													
ETP STB33-06-I06-W	1/4	2-6	2-4	18 V	1500	0.95	2.1	1.55	3.4	216	—	208	8433 3019 86
ETP STB33-12-I06-W	1/4	4-12	3-9	18 V	750	0.95	2.1	1.55	3.4	216	—	208	8433 3019 94
Pistol-grip female hex models with Parameter Selector													
ETP STB33-06-I06-SEW	1/4	2-6	2-4	18 V	1500	0.95	2.1	1.55	3.4	216	—	208	8433 3019 53
ETP STB33-12-I06-SEW	1/4	4-12	3-9	18 V	750	0.95	2.1	1.55	3.4	216	—	208	8433 3019 57
Pistol-grip barcode reader models													
ETP STB33-06-10-BCR-W	3/8	2-6	2-4	18 V	1500	1.1	2.45	1.7	3.75	216	—	235	8433 3019 84
ETP STB33-12-10-BCR-W	3/8	4-12	3-9	18 V	750	1.1	2.45	1.7	3.75	216	—	235	8433 3019 92

"-W" = Wi-Fi, "- XM" = Extended memory "-SEL" = Parameter Selector.

Optional Accessories

CONTROLLER HARDWARE

Model	Ordering No.
Power Focus 4000 W 10	
PF 4000-G-HW	8433 7100 00
PF 4000-C-HW	8433 7100 05
RC Focus W 10 Bluetooth*	
IRC FOCUS-B-G-HW	8433 6500 00
IRC FOCUS-B-C-HW	8433 6500 02
IRC FOCUS-B-G-DN-HW	8433 6500 04

*) IRC Focus Communication kit is not needed. The IRC Focus is specially designed for the Tensor STB. The benefit is that the IRC Radio is integrated inside the IRC Focus. The IRC Focus has all the features of a Power Focus, with the exception that it cannot be used with cabled tools. IRC FOCUS it's only available for Bluetooth tools.

TOOLSTALK PF

No. of users	Ordering No.
Basic version W 10	
1-user license	8092 1190 01
5-user license	8092 1190 05
10-user license	8092 1190 10
Plant license	8092 1190 99

CONTROLLER SOFTWARE

Controller software	Ordering No.
RBU-Bronze	8433 0010 10
RBU-Silver	8433 0015 20
RBU-Gold	8433 0020 20

CHARGERS

Chargers	Voltage	Region	Ordering No.
18 V	230V/50Hz	EU	4211 5428 80
18 V	230V/50Hz	UK	4211 5428 81
18 V	115V/60Hz	US/JPN	4211 5428 84
18 V	230V/60V	BRA	4211 5428 83
30 V	230V/50Hz	EU	4211 5424 80
30 V	230V/50Hz	UK	4211 5424 81
30 V	120V/60Hz	US/JPN	4211 5424 84
30 V	230V/60V	BRA	4211 5424 83

BATTERY – LI-IO

Voltage	Capacity	Weight kg	Ordering No.
18 V	2.6 Ah	0.60	4211 5426 83
30 V	2.6 Ah	0.85	4211 5426 86

MULTICHARGER

Model	Ordering No.
Multicharger 18 V-36V, all regions	4211 5424 85

ACCESSORIES FOR IRC AND POWER FOCUS 4000 CONTROLLER

	Ordering No.
Operator panel advanced	8433 0565 00
Stacklight ESL04	8433 0570 13
Selector 4	8433 0610 04

TOOL ACCESSORIES

	Ordering No.
ETV STB33 (10/15/20/30 Nm models)	
ETV STB63 (30/40/50 Nm models)	
Barcode scanner	8433 0615 10
Parameter set selector	8433 0616 05
ETV STB63 (70/100 Nm models)	
Barcode scanner	8433 0615 20
Parameter set selector	8433 0616 15
ETP STB33 (06/12 Nm models)	
Barcode scanner	4220 3507 90
Parameter set selector	4220 3507 81

For more info about optional accessories please see Atlas Copco main catalog or contact Atlas Copco local sales representative.



Stacklight ESL-04



Operator panel advanced



Tool holder



Barcode scanner



Parameter set selector



Selector 4

Tensor SB is Atlas Copco's response to customers who demand a truly superior industrial battery nutrunner. This user-friendly tool is characterized by a combination of quality in every tightening, operator mobility and long-lasting durability. Together these advantages give Tensor SB a unique position on the market.

- Low tool weight and high spindle speed increases productivity.
- Durable metal housing.
- Freedom of working freely in any position.
- Torque range ETV: 2-100 Nm.
- Torque range ETP: 2-12 Nm.
- Connects through Bluetooth.



Model	Square drive in	Torque range		Battery	Free speed r/min	Weight		Weight incl. battery		Length mm	CS distance	Height mm	Ordering No.
		Nm	ft lb			kg	lb	kg	lb				
Angle													
ETV SB33-10-10-B	3/8	2-10	2-7.5	Li-Io 18 V	975	1.3	2.9	1.9	4.2	455	14	42	8433 3031 20
ETV SB33-15-10-B	3/8	4-15	3-11	Li-Io 18 V	720	1.3	2.9	1.9	4.2	455	14	42	8433 3031 82
ETV SB33-30-10-B	3/8	6-30	4.5-22	Li-Io 18 V	380	1.6	3.55	2.2	4.85	471	15.5	42	8433 3031 66
ETV SB63-40-10-B	3/8	12-40	9-29	Li-Io 30 V	450	1.85	4.1	2.8	6.15	508	18	47.5	8433 3031 23
ETV SB63-50-10-B	3/8	15-50	10-37	Li-Io 30 V	360	1.85	4.1	2.8	6.15	508	18	47.5	8433 3031 67
ETV SB63-70-13-B	1/2	15-70	10-50.7	Li-Io 30 V	265	2.9	6.4	3.85	8.45	533	20	58	8433 3031 05
ETV SB63-100-13-B	1/2	20-100	15-72.5	Li-Io 30 V	170	3	6.6	3.95	8.7	557	22.5	60.5	8433 3031 10
Pistol													
ETP SB33-12-I06-B	1/4	4-12	3-9	Li-Io 18 V	750	0.95	2.1	1.6	3.55	216	—	208	8433 3031 49

Optional Accessories

CONTROLLER HARDWARE

Model	Ordering No.
Power Focus 4000 W 10	
PF 4000-G-HW	8433 7100 00
PF 4000-C-HW	8433 7100 05
IRC Focus W 07 Bluetooth*	
IRC FOCUS-B-G-HW	8433 6500 00
IRC FOCUS-B-C-HW	8433 6500 02

*) IRC Focus Communication kit is not needed.

CONTROLLER SOFTWARE

Controller software	Ordering No.
RBU SB	8433 0081 00

TOOLSTALK POWER FOCUS

No. of users	Ordering No.
Basic version W 10	
1-user license	8092 1190 01

COM KIT

	Ordering No.
Com kit (minimum PF SW 7.5)	
Com kit IRC-B (Bluetooth)	8433 3900 20

NOTE: Kit includes: Serial port adapter, I/O cable, 3 m serial cable and power cable.

BATTERY – LI-IO

Voltage	Capacity	Weight kg	Ordering No.
18 V	4.2 Ah	0.60	4211 5526 83
30 V	2.6 Ah	0.85	4211 5586 88

MULTICHARGER

Model	Ordering No.
Multicharger 18V - 36V, all regions	4211 5424 85



Battery Big pack



Battery multicharger 18V - 36V

Handheld screwdrivers V2

MicroTorque

MicroTorque handheld screwdrivers are designed to perform consistently and precisely, time after time.

- High accuracy current controlled tools.
- Torque and angle control and monitoring.
- Advanced seating control tightening strategy that eliminates floating screws.
- Ergonomic metallic handle.
- V2 Tools are not paired with the controller and are ordered separately.



ETD M 08/20/27 ABL V2



ETD M 120/200/250 ABL V2



ETD M 50/80 ABL V2

Model	Torque range		Speed r/min	Length mm	Overall width mm	Weight		Bit drive	Ordering No.
	cNm	in lb				kg	lb		
Hand-held current controlled, without push-to-start									
ETD M 08 ABL V2	2-8	0.18-0.7	1350	185	29	0.30	0.66	HM 4 mm	8432 0815 18
ETD M 20 ABL V2	5-20	0.44-1.77	900	185	29	0.30	0.66	HM 4 mm	8432 0815 21
ETD M 27 ABL V2	7.5-27	0.66-2.4	900	185	29	0.30	0.66	HM 4 mm	8432 0815 27
Hand-held current controlled, push-start configurable									
ETD M 50 ABL V2	15-50	1.33-4.4	1000	238	36	0.61	1.37	HM 4 mm	8432 0815 50
ETD M 80 ABL V2	20-80	1.77-7.1	1100	238	36	0.61	1.37	HM 4 mm	8432 0815 80
ETD M 120 ABL V2	30-120	2.7-10.6	900	240	43	0.65	1.43	1/4" Hex	8432 0815 82
ETD M 200 ABL V2	50-200	4.42-17.7	700	240	43	0.65	1.43	1/4" Hex	8432 0815 84
ETD M 250 ABL V2	75-250	6.64-22.13	700	240	43	0.65	1.43	1/4" Hex	8432 0815 86

NOTE. Ordering number for screwdriver only. Tool cable, controller and PSU need to be ordered separately.


Fixtured screwdrivers V2

MicroTorque

MicroTorque fixtured screwdrivers are designed to perform consistently and precisely, time after time.

- High accuracy current controlled tools.
- Torque and angle control and monitoring.

- Advanced seating control tightening strategy that eliminates floating screws.
- Very compact design.
- V2 Tools are not paired with the controller and are ordered separately.



ETF S

Model	Torque range		Speed r/min	Length mm	Overall width mm	Weight		Bit drive	Ordering No.
	cNm	in lb				kg	lb		
Fixtured current controlled									
ETF S 08 V2	2-8	0.18-0.70	1500	125	65	0.3	0.68	HM 4 mm	8432 0832 84
ETF S 25 V2	5.5-25	0.49-2.2	1000	125	65	0.3	0.68	HM 4 mm	8432 0832 85

NOTE. Ordering number for screwdriver only. Tool cable, controller and PSU need to be ordered separately.

MicroTorque

MT Focus 400 controller

MT Focus 400 is an extremely compact and advanced controller designed to attend the most demanding assembly processes.

- 20 P-sets
- Multiple steps tightening
- Simple programming directly at the controller.
- Advanced programming via PC software, ToolsTalk MT.
- Batch count.
- Different display lights for operator feedback.
- Multiple I/Os for integration with assembly line, automation stations or error proofing accessories.
- ToolsTalk MT included, with Graph Analysis and Net functionality for detailed information.



MTF 400A

Model	Ordering No.
MTF 400A	8432 0850 00

NOTE: To be ordered together with V2 tools.

MicroTorque

Accessories

TOOL CABLES FOR ETF S V2 AND ETD M ABL V2

Model	Ordering No.
Cable 2 m	8432 0835 02
Cable 3.5 m	8432 0835 03



Tool cable

POWER SUPPLY UNIT, PSU

Model	Battery / Power	Ordering No.
ETF S08 V2 and ETD M08/20/27 ABL V2	24V / 72W	8432 0840 00
ETF S25 V2	36V / 72W	8432 0840 01
ETD M50/80/100/120/200/250 ABL V2	36V / 180W	8432 0840 02




Power supply unit

ELECTRIC



ETD ST



ETD SR



ETV ST



ETV SR



ETP ST



ETP ST REVO



ETP STR

Power Focus 4000 Compact



RBU DS



BATTERY



ETV SB



ETV STB



ETP SB




ETP STB



IRC

Power Focus 4000 Graph



RBU



ELECTRIC



ETD SL



ETV SL



ETF SL



ETP SL

Power Focus 4102 Graph Compact



ELECTRIC



ETV ES



ETD ES

Power Focus 600



IAM



ETV ST

- ETV ST right angle tools are ideal for hand-held and fixtured applications.
- Torque range from 1 to 4000 Nm.
- Tensor ST complements the S range by:
 - Extremely high productivity.
 - More ergonomic benefits.
 - Better operator feedback.
- The ETV ST ATEX tools are certified to be used in environments with hazardous gases and liquids.



Model	Square drive in	Torque range		Speed r/min	Weight		Length mm	CS distance mm	Height mm	Ordering No.
		Nm	ft lb		kg	lb				
ETV ST31										
ETV ST31-05-10	3/8	1-5	0.7-3.6	2390	1.0	2.2	381	11	39	8433 2011 21
ETV ST31-10-10	3/8	3-12	2.2-8.8	1020	1.0	2.2	381	11	39	8433 2013 66
ETV ST31-15-10	3/8	5-15	3.6-10	755	1.0	2.2	381	11	39	8433 2015 98
ETV ST31-20-10	3/8	5-22	3.7-16.1	545	1.2	2.6	415	14	42	8433 2017 10
ETV ST31 Ball Retainer										
ETV ST31-10-B10	3/8	3-12	2.2-8.8	1020	1.0	2.2	381	11	39	8433 2014 12
ETV ST31-15-B10	3/8	5-15	3.6-10	755	1.0	2.2	381	11	39	8433 2016 36
ETV ST31-20-B10	3/8	5-22	3.7-16.1	545	1.2	2.6	415	14	42	8433 2018 23
ETV ST31 Female Hex										
ETV ST31-05-106-QC	–	1-5	0.7-3.6	2390	1.0	2.2	381	11	39	8433 2011 95
ETV ST31-10-106-QC	–	3-12	2.2-8.8	1020	1.0	2.2	381	11	39	8433 2014 21
ETV ST61										
ETV ST61-28-10	3/8	6-29	4-21	1450	1.3	2.9	440	14	42	8433 2021 76
ETV ST61-30-10	3/8	7-35	5-25	1090	1.3	2.9	440	15.5	42	8433 2023 92
ETV ST61-40-10	3/8	8-40	6-29	1090	1.5	3.3	454	18	47	8433 2027 85
ETV ST61-50-10	3/8	10-55	7-40	655	1.5	3.3	454	18	47	8433 2031 58
ETV ST61-70-13	1/2	15-80	10-58	475	2.0	4.5	466	20	58	8433 2035 30
ETV ST61-100-13	1/2	20-100	15-80	350	2.5	5.5	502	22.5	60	8433 2039 02
ETV ST61-150-13	1/2	30-160	22-117	227	3.0	6.6	536	25.5	65	8433 2042 70
ETV ST61-180-13	1/2	35-180	26-133	190	3.0	6.6	536	25.5	65	8433 2045 53
ETV ST61-200-20	3/4	40-200	30-154	185	3.0	6.6	537	27	70	8433 2046 39
ETV ST61 ATEX										
ETV ST61-28-10-ATEX	3/8	6-29	4-21	1450	1.3	2.9	440	14	42	8433 2023 76
ETV ST61-30-10-ATEX	3/8	7-35	5-25	1090	1.3	2.9	440	15.5	42	8433 2026 92
ETV ST61-40-10-ATEX	3/8	8-40	6-29	1090	1.5	3.3	454	18	47	8433 2030 85
ETV ST61-50-10-ATEX	3/8	10-55	7-40	655	1.5	3.3	454	18	47	8433 2034 98
ETV ST61-70-13-ATEX	1/2	15-80	10-58	475	2.0	4.5	466	20	58	8433 2037 90
ETV ST61-100-13-ATEX	1/2	20-100	15-80	350	2.5	5.5	502	22.5	60	8433 2041 42
ETV ST61-150-13-ATEX	1/2	30-160	22-117	230	3.0	6.6	536	25.5	65	8433 2045 20
ETV ST61-200-20-ATEX	3/4	40-200	30-154	185	3.0	6.6	537	27	70	8433 2048 49
ETV ST61 Ball Retainer										
ETV ST61-28-B10	3/8	6-29	4-21	1450	1.3	2.9	440	14	42	8433 2022 32
ETV ST61-30-B10	3/8	7-35	5-25	1090	1.3	2.9	440	15.5	42	8433 2025 09
ETV ST61-40-B10	3/8	8-40	6-29	1090	1.5	3.3	454	18	47	8433 2029 13
ETV ST61-50-B10	3/8	10-55	7-40	655	1.5	3.3	454	18	47	8433 2032 87
ETV ST61-70-B13	1/2	15-80	10-58	475	2.0	4.5	466	20	60	8433 2036 93
ETV ST61-100-B13	1/2	20-100	15-80	350	2.5	5.5	502	22.5	58	8433 2040 70
ETV ST61-150-B13	1/2	30-160	22-117	230	3.0	6.6	536	25.5	65	8433 2043 62
ETV ST61-180-B13	1/2	35-180	26-133	190	3.0	6.6	536	25.5	65	8433 2045 61
ETV ST61 Flush Socket										
ETV ST61-30-FS	-	7-35	5-25	1090	1.3	2.9	440	16	32	8433 2025 50
ETV ST61-40-FS	-	8-40	6-29	1090	1.5	3.3	454	18	39	8433 2029 50
ETV ST61-50-FS	-	10-55	7-40	655	1.5	3.3	454	18	39	8433 2033 15
ETV ST61-70-FS	-	15-80	10-58	475	2.0	4.5	466	20	50	8433 2037 36
ETV ST61-100-FS	-	20-110	15-80	350	2.5	5.5	502	23	51	8433 2040 75
ETV ST61-150-FS	-	30-160	22-117	220	3.0	6.6	539	26	58	8433 2044 14
ETV ST61-180-FS	1/2	35-180	26-133	190	3.0	6.6	539	26	58	8433 2045 72
ETV ST61-200-FS	-	40-200	30-154	185	3.0	6.6	541	27	58	8433 2047 21+

ETP ST

- ETP ST is a pistol grip model for hand-held applications.
- Torque range from 1 to 20 Nm.
- Female hex drive for bits.
- Low weight and ergonomic grip.
- Easy to access, reverse button.
- Operator friendly, feedback signals with sound and lights.



ETP ST

Model	Square drive in	Torque range		Speed r/min	Weight		Length mm	Height mm	Ordering No.
		Nm	ft lb		kg	lb			
ETP ST32									
ETP ST32-05-10	3/8	1-5	0.7-3.6	2820	0.75	1.7	197	179	8433 2211 03
ETP ST32-05-106	1/4	1-5	0.7-3.6	2820	0.75	1.7	197	179	8433 2212 19
ETP ST32-10-10	3/8	3-11	2.2-8.0	1210	0.8	1.8	197	179	8433 2213 48
ETP ST32-10-106	1/4	3-11	2.2-8.0	1210	0.8	1.8	197	179	8433 2214 63
ETP ST32-20-10	3/8	5-20	3.6-15.0	677	0.91	2	235	179	8433 2216 95
ETP ST32-20-106	1/4	5-20	3.6-15.0	677	0.91	2	235	179	8433 2217 11
ETP ST32 with Barcode Scanner									
ETP ST32-05-10BCR	3/8	1-5	0.7-3.6	2820	0.87	2	197	205	8433 2211 13
ETP ST32-05-106BCR	1/4	1-5	0.7-3.7	2820	0.87	2	197	205	8433 2212 29
ETP ST32-10-10BCR	3/8	3-11	2.2-8.0	1210	0.92	2.1	197	205	8433 2213 58
ETP ST32-10-106BCR	1/4	3-11	2.2-8.0	1210	0.92	2.1	197	205	8433 2214 73
ETP ST32-20-10BCR	3/8	5-20	3.6-15.0	677	1.03	2.3	237	205	8433 2217 05
ETP ST32-20-106BCR	1/4	5-20	3.6-15.0	677	1.03	2.3	237	205	8433 2217 26

ST REVO

- Unique and patented 360° swivel with transducer.
- Ultra-compact size improves access.
- Reduced weight means less need for fixtures.
- Display on tool gives direct feedback of tightening result.
- Program selection is made directly on tool.
- Ideal for handheld application or fixtures with reduced space.
- Torque range from 60-4000 Nm.



ETP ST Rev0

Model	Square drive in	Torque range		Speed r/min	Weight		Length mm	CS distance mm	Spline	Ordering No.
		Nm	ft lb		kg	lb				
Model with fan										
ETP ST101-200-20-F	3/4	60-200	45-145	396	5.2	11.5	303	32.5	3	8433 2302 02
ETP ST101-300-20-F	3/4	90-300	66-221	293	5.2	11.5	303	32.5	3	8433 2303 02
ETP ST101-500-20-F	3/4	150-500	110-365	186	5.9	13	334	33.5	4	8433 2305 02
ETP ST101-750-25-F	1	220-750	160-550	132	6.2	13.7	353	33.5	5	8433 2307 52
ETP ST101-1000-25-F	1	300-1000	220-735	99	6.4	14.1	364	33.5	5	8433 2310 02
ETP ST101-1500-25-F	1	450-1500	332-1106	47	8.8	19.4	402	43.5	9	8433 2321 52
ETP ST101-2000-38-F	1 1/2	600-2000	442-1475	38	11.5	25.4	454	48	7	8433 2322 02
ETP ST101-3000-38-F	1 1/2	900-3000	664-2212	24	14.8	33	476	59	8	8433 2323 02
ETP ST101-4000-38-F	1 1/2	1200-4000	885-2950	20	15	33	481	59	8	8433 2324 02

Reaction bar not included for ETP ST101. See accessory pages.

TENSOR ES

Model	Ordering No.
Round cables for ES21	
2 m	4220 4204 02
3 m	4220 4204 03
5 m	4220 4204 05
7 m	4220 4204 07
10 m	4220 4204 10
15 m	4220 4204 15
Flat cables for ES61	
3 m	4220 4339 03
5 m	4220 4339 05
7 m	4220 4339 07
10 m	4220 4339 10
15 m	4220 4339 15
Extension cables for all cables	
3 m	4220 4393 03
5 m	4220 4393 05
10 m	4220 4393 10
15 m	4220 4393 15
25 m	4220 4393 25
Suspension yoke cable for ES21	
Suspension yoke cable	4210 1810 00

TENSOR ST/SR/STR

Model	Ordering No.
Tool cable	
2 m	4220 2636 02
3 m	4220 2636 03
5 m	4220 2636 05
7 m	4220 2636 07
10 m	4220 2636 10
15 m	4220 2636 15
Cables with 90 degrees connector	
2 m	4220 3891 02
3 m	4220 3891 03
5 m	4220 3891 05
7 m	4220 3891 07
10 m	4220 3891 10
15 m	4220 3891 15
Spiral cable (length/stretched length)	
3 m / 4 m	4220 2757 03
7 m / 8 m	4220 2757 07
10 m / 12 m	4220 2757 10
Cable protection 2 m	4220 2977 90
Extension cable (round, heavy duty)	
5 m	4220 1007 05
10 m	4220 1007 10
15 m	4220 1007 15
Extension cables for fixtured applications (flat)	
5 m	4220 1563 05
10 m	4220 1563 10
15 m	4220 1563 15



ST/SR/STR Cable protection



ST/SR/STR Cable with 90 degrees connector



ST/SR/STR Cable



ST/SR/STR Spiral cable

For more info about optional accessories please see Atlas Copco main catalog or contact Atlas Copco local sales representative.

Tensor ES

TENSOR ES

- Torque transducer with an accuracy of $\pm 7.5\%$ over six sigma.
- Robust, sealed design with one single extruded aluminum body protecting internal components from dust and oil.
- New durable motor with higher speeds.
- Engineered in modules with component commonality.
- Clear LEDs visible through 360°.
- Hot swap.



ETV ES



ETD ES

Model	Square drive in	Torque range		Speed r/min	Weight		Length mm	CS distance mm	Spline/ Mounting	Ordering No.
		Nm	ft lb		kg	lb				
Angle models										
ETV ES21-04-06	1/4	1.6-4.5	1.2-3.3	1909	0.85	1.9	284	9.5	–	8436 0120 04
ETV ES21-07-06	1/4	2.8-7	2.1-5.2	1147	0.85	1.9	284	9.5	–	8436 0120 07
ETV ES21-12-06	1/4	4.8-12	3.5-8.9	718	0.95	2.1	304	11	–	8436 0120 12
ETV ES61-25-10	3/8	10-25	7.4-18.4	1378	1.8	4.0	419	14	–	8436 0160 25
ETV ES61-30-10	3/8	12-30	8.9-22.1	1160	1.8	4.0	421	15.5	–	8436 0160 30
ETV ES61-40-10	3/8	16-40	11.8-29.5	1153	1.9	4.2	441	18	–	8436 0160 40
ETV ES61-50-10	3/8	20-50	14.8-36.9	692	1.9	4.2	441	18	–	8436 0160 50
ETV ES61-70-13	1/2	28-70	20.7-51.6	439	3.1	6.8	499	20	–	8436 0160 70
ETV ES61-100-13	1/2	40-100	29.5-73.8	370	3.15	6.9	505	22.5	–	8436 0160 10
Angle, quick chuck										
ETV ES21-12-106-QC	–	4.8-12	3.5-8.9	718	0.95	2.1	304	11	–	8436 0121 12
Angle, ball retainer										
ETV ES61-25-B10	3/8	10-25	7.4-18.4	1378	1.8	4.0	419	14	–	8436 0165 25
ETV ES61-30-B10	3/8	12-30	8.9-22.1	1160	1.8	4.0	421	15.5	–	8436 0165 30
ETV ES61-40-B10	3/8	16-40	11.8-29.5	1153	1.9	4.2	441	18	–	8436 0165 40
ETV ES61-50-B10	3/8	20-50	14.8-36.9	692	1.9	4.2	441	18	–	8436 0165 50
ETV ES61-70-B13	1/2	28-70	20.7-51.6	439	3.1	6.8	499	20	–	8436 0165 70
ETV ES61-100-B13	1/2	40-100	29.5-73.8	370	3.15	6.9	505	22.5	–	8436 0165 10
Straight models										
ETD ES21-02-106-PS	–	0.8-2	0.6-1.5	4471	0.75	1.7	267	19.5	–	8436 0220 02
ETD ES21-04-106-PS	–	1.6-4.5	1.2-3.3	1909	0.8	1.8	267	19.5	–	8436 0220 04
ETD ES21-07-106-PS	–	2.8-7	2.1-5.2	1147	0.8	1.8	267	19.5	–	8436 0220 07
ETD ES21-12-106-PS	–	4.8-12	3.5-8.9	745	0.8	1.8	267	19.5	–	8436 0220 12
ETD ES61-18-10-T25	3/8	7.2-18	5.3-13.3	2129	1.85	4.1	456	23	2/2	8436 0260 18
ETD ES61-25-10-T25	3/8	10-25	7.4-18.4	1793	1.85	4.1	456	23	2/2	8436 0260 25
ETD ES61-30-10-T25	3/8	12-30	8.9-22.1	1077	1.85	4.1	456	23	2/2	8436 0260 30
ETD ES61-50-13-T25	1/2	20-50	14.8-36.9	679	3.05	6.7	521	29	3/5	8436 0260 50

Tensor SL

ETD SL

- ETD SL is a very compact screwdriver with excellent power to weight ratio.
- Torque range from 0.3 to 10 Nm.
- Push-to-start function and front lights.
- Small center-to-side distance.
- Ergonomic design.
- Buzzer and additional blue LED for better operator support.



ETD SL



ETP SL



ETV SL



ETF SL

ETV SL

- ETV SL is the most compact transducerised angle screwdriver in the Tensor range.
- Torque range from 0.8 to 20 Nm.
- High durability with spiral angle gears.
- Ergonomic design.
- Buzzer and additional blue LED for better operator support.

ETP SL

- ETP SL is our first push-to-start pistol tool.
- Torque range from 0.3 to 10 Nm.
- Ergonomic, balanced pistol tool.
- Front lights for dark applications.
- Blue light and buzzer.

ETF SL

- ETF SL is the smallest and lightest fixtured tool.
- Torque range from 0.3 to 10 Nm.
- Stroke with 25 mm suspension.
- Small center-to-side distance.

Model	Torque range		Speed r/min	Weight		Length mm	CS distance ^a mm	Stroke mm	Ordering No.
	Nm	in lb		kg	lb				
Straight tools, push-to-start and front lights									
ETD SL21-01-I06-PS	0.3-1.2	2.7-10	2950	0.7	1.6	246	18/19.5	—	8433 2102 92
ETD SL21-04-I06-PS	0.8-4	7-35	1600	0.7	1.6	246	18/19.5	—	8433 2104 91
ETD SL21-07-I06-PS	1.5-7.5	13-66	970	0.7	1.6	246	18/19.5	—	8433 2107 69
ETD SL21-10-I06-PS	2.0-10	18-89	720	0.7	1.6	246	18/19.5	—	8433 2108 25
Right angle tools, lever start									
ETV SL21-04-I06	0.8-4	7-35	1600	0.75	1.7	279	9	—	8433 2004 47
ETV SL21-04-I06-QC	0.8-4	8-35	1600	0.75	1.7	279	9	—	8433 2004 73
ETV SL21-04-06	0.8-4	9-35	1600	0.75	1.7	279	9	—	8433 2004 91
ETV SL21-07-I06	1.5-7.5	13-66	970	0.75	1.7	279	9	—	8433 2007 66
ETV SL21-07-I06-QC	1.5-7.5	14-66	970	0.75	1.7	279	9	—	8433 2007 79
ETV SL21-07-06	1.5-7.5	15-66	970	0.75	1.7	279	9	—	8433 2007 94
ETV SL21-12-I06	2.5-12	22-106	610	0.8	1.8	282	11	—	8433 2008 34
ETV SL21-12-I06-QC	2.5-12	23-106	610	0.8	1.8	282	11	—	8433 2008 61
ETV SL21-12-06	2.5-12	24-106	610	0.8	1.8	282	11	—	8433 2008 77
ETV SL21-20-10	4-20	36-180	465	0.95	2.1	285	14	—	8433 2009 55
ETV SL21-20-B10	4-20	36-180	465	0.95	2.1	285	14	—	8433 2009 60
Pistol grip, push-to-start									
ETP SL21-01-I06-PS	0.3-1.2	2.7-10	3000	0.85	1.9	246	20.5	—	8433 2201 16
ETP SL21-04-PS	0.8-4	7-35	1600	0.85	1.9	246	20.5	—	8433 2204 66
ETP SL21-07-PS	1.5-7.5	13-66	970	0.85	1.9	246	20.5	—	8433 2207 53
ETP SL21-10-PS	2-10	18-89	720	0.85	1.9	246	20.5	—	8433 2208 28
Fixtured tools, lever start or remote start									
ETF SL21-01-I06-T25	0.3-1.2	2.7-10	3000	0.95	2.1	322	18	25	8433 2404 13
ETF SL21-04-I06-T25	0.8-4	7-35	1600	0.95	2.1	322	18	25	8433 2404 19
ETF SL21-07-I06-T25	1.5-7.5	13-66	970	0.95	2.1	322	18	25	8433 2407 26
ETF SL21-10-I06-T25	2-10	18-89	720	0.95	2.1	322	18	25	8433 2408 13

^a For ETV, CS distance over angle head.

POWER FOCUS 600

The Power Focus 600 controller takes quality critical assembly to the next level. Setting up and using an electric system has never been easier. And, by switching from pneumatic tools, you can reduce your energy consumption by up to 85%. Unbelievable but true – we call it easy transformation!

EASY

Set up and run a new system from the box in minutes. Computer software is no longer required. Intuitive interfaces enable real-time analysis and fast reaction if needed.

EFFICIENT

Same controller hardware regardless of tool model. Powerful industrial design gives a reliable process to maximize uptime and speed up your tightening operations.

ERGONOMIC

Both hardware and software is intuitive, giving clear operator feedback on the screen.



Power Focus 600

Model	Ordering No.
Drive unit	
Power Focus 600	8436 2700 01
Power Focus 600 with remote start	8436 3700 01
IAM	
IAM Joint Control	8436 0900 01
IAM Station Control	8436 0900 05

FUNCTIONALITY OVERVIEW

	IAM Joint Control	IAM Station Control
Functionality		
Number of Psets	1	16
Batch sequence	-	x
Lock on reject	x	x
Strategies and options		
Torque control	x	x
Torque control and angle monitoring	x	x
Configurable limits for torque and angle	x	x
Rotate spindle forward/reverse	x	x
TurboTight	-	x
Two Step	x	x
Quick Step	x	x
Three Step	x	x
CW / CCW operation	x	x
Complete re-hit detection	x	x
Self tap	x	x
Process information and service		
Tightening data storage (Torque, Status OK/NOK, NOK reason)	30	1000
Torque-time trace	x	x
Event log	1000	1000
Hardware and connectivity		
Web-browser client programming	x	x
Read and write programming via remote Ethernet	-	x
Tightening data via local USB	x	x
Tightening data via remote Ethernet	-	x
Controller SW upgrade via local USB	x	x
Controller SW upgrade via remote Ethernet	-	x
1D/2D Barcode reader for selection	-	x
Configurable I/O	-	x
Stacklight	-	x
Socket selector	-	x

ADVANCED PROCESS CONTROL AND MONITORING FUNCTIONS

Power Focus is a modular range of controllers, with full flexibility, designed for applications ranging from single spindle hand-held operations to fixtured multiple nutrunning systems. Advanced process control and monitoring functions make it easy to view and collect data using the Internet infrastructure.

- Choose your controller – either Graph or Compact.
- Choose your RBU software key to run a tool.
- Choose from various ways to use the controller, as a stand-alone or in a network.
- Run many different kinds of tool, standard, FS, crowfoot or open tools.
- Realtime statistics analysis.
- Error-proofing solution.
- Advanced tightening control and/or monitoring method.
- Trace view.
- Logic configurator.
- Can handle different level of communication.

The Power Focus 4000 is available in two versions, Compact and Graph. The difference between them is the user interface, where the Graph features the color display and a full keyboard.

COMPACT

This version offers full functionality at a lower cost, but requires a PC with the ToolsTalk PF software for process set-up.

GRAPH

With the Graph hardware, you have full stand-alone programming possibilities. When networked, the Graph can function as a programming terminal for other Power Focus units.

RBU CUTS DOWNTIME

Atlas Copco's patented Rapid Backup Unit (RBU) concept transfers functionality to a non-configured hardware unit, ensuring that hardware can easily be upgraded should functionality requirements change. The RBU also acts as back-up for programming and configuration. If a change of hardware is required, just fit the RBU to the new hardware, switch on the unit and you're ready. All programming and network configurations are transferred in seconds. The RBU cuts downtime to a minimum.

POWER FOCUS 4000 FOR TENSOR DS, ST, SR, STR, STB AND ETX

Model	Ordering No.
Power Focus 4000 W 10	
PF 4000-G-HW	8433 7100 00
PF 4000-C-HW	8433 7100 05
PF 4000-G-PB-HW	8433 7142 00
PF 4000-C-PB-HW	8433 7142 05
PF 4000-G-PN-HW	8433 7148 00
PF 4000-C-PN-HW	8433 7148 05
PF 4000-G-EIP-HW	8433 7149 00
PF 4000-C-EIP-HW	8433 7149 05

CONTROLLER FUNCTIONALITY

Hardware key	Ordering No.
RBU-Bronze	8433 0010 10
RBU-Silver	8433 0015 20
RBU-Gold	8433 0020 20
RBU-DS	8433 0005 10
RBU-X	8433 0080 20

POWER FOCUS 4002 FOR TENSOR SL

Model	Ordering No.
Power Focus 4002 W 07	
PF 4002-G-HW	8433 3100 00
PF 4002-C-HW	8433 3100 05
PF 4002-G-PB-HW	8433 3142 00
PF 4002-C-PB-HW	8433 3142 05
PF 4002-G-PN-HW	8433 3148 00
PF 4002-C-PN-HW	8433 3148 05

IRC FOCUS FOR STWRENCH AND TENSOR STB

Model	Ordering No.
IRC Focus W 10	
IRC FOCUS-B-G-HW	8433 6500 00
IRC FOCUS-B-C-HW	8433 6500 02
IRC FOCUS-B-G-PB-HW	8433 6500 12
IRC FOCUS-B-C-PB-HW	8433 6500 14
IRC FOCUS-B-G-PN-HW	8433 6500 24
IRC FOCUS-B-C-PN-HW	8433 6500 26



Compact



Graph



RBU

STanalyser

Analyser

Model	Ordering No.
STanalyser	8059 0955 60
STa battery	8059 0955 61
STa power supply	4612 0300 21
Battery charger	8059 0930 88
STa battery charger adapter	8059 0955 75
STa Docking Station	8059 0955 68
STa RBU Tool Crib T	8059 0955 63
STa RBU Tool Crib TA	8059 0955 64
STa RBU Residual	8059 0955 66
STa RBU Production	8059 0955 67
STa RBU AA	8059 0955 65
STa RBU Tool Crib TA API	8059 0955 71
STa RBU Residual API	8059 0955 72
STa RBU Production API	8059 0955 74
STa RBU AA API	8059 0955 73
IRC-B Module	8059 0920 10
IRC-W Module	8059 0920 15
Bar Code Module	8059 0920 12
ACTA RS232 cable 3 m	4222 0546 03
ACTA RS232 cable 5 m	4222 0546 05



SRTT-L

Transducers

Model	Ordering No.
SRTT-L main plate	8059 0955 85

SRTT-L TRANSDUCERS

Model	Rated capacity		Ordering No.
	Nm	ft lb	
SRTT-L 1 Nm	1	0.73	8059 0955 86
SRTT-L 4 Nm	4	2.95	8059 0955 87
SRTT-L 12 Nm	12	8.85	8059 0955 88
SRTT-L 30 Nm	30	22.12	8059 0955 89

TEST JOINT FOR SRTT-L

Model	Screw size	Rated capacity		Ordering No.
		Nm	ft lb	
TJ SRTT-L M4 S -1	M4	1	0.73	4145 0984 80
TJ SRTT-L M4 H -1	M4	1	0.73	4145 0984 83
TJ SRTT-L M6 S -4	M6	4	2.95	4145 0984 82
TJ SRTT-L M6 H -4	M6	4	2.95	4145 0984 85
TJ SRTT-L M6 S -12	M6	12	8.85	4145 0985 80
TJ SRTT-L M6 H -12	M6	12	8.85	4145 0985 82
TJ SRTT-L M8 S -12	M8	12	8.85	4145 0985 81
TJ SRTT-L M8 H -12	M8	12	8.85	4145 0985 83
TJ SRTT-L M8 S -30	M8	30	22.12	4145 0986 80
TJ SRTT-L M8 H -30	M8	30	22.12	4145 0986 82
TJ SRTT-L M10 S -30	M10	30	22.12	4145 0986 81
TJ SRTT-L M10 H -30	M10	30	22.12	4145 0986 83



IRTT-B

IRTT-B is the new generation of Atlas Copco torque and torque/angle in-line rotary transducers incorporating significant improvements in durability and accuracy. They can also work with pulse tools thanks to their revolutionary and unique solution for the slip ring and brush block. Also new is the angle reading system that uses a patent solution which gives better resolution and longer life. The mechanics have also been completely reviewed to achieve a higher level of durability.

IRTT-B is equipped by a memory chip that is read by the Atlas Copco data analyser. In this way the Data analyser is automatically calibrated to the transducer sensitivity and avoid any possible set up errors.



IRTT-B

Model	Drive		Rated capacity		Ordering No.	Model	Drive		Rated capacity		Ordering No.
	Hex in	Square in	Nm	ft lb			Hex in	Square in	Nm	ft lb	
Torque models						Torque/angle models					
IRTT-B 5-106	1/4		5	4	8059 0942 05	IRTT-B 1A-106	1/4		1	0.8	8059 0943 96
IRTT-B 5-06		1/4	5	4	8059 0942 07	IRTT-B-2A-106	1/4		2	1.5	8059 0943 01
IRTT-B 20-106	1/4		20	15	8059 0942 10	IRTT-B 5A-106	1/4		5	4	8059 0943 06
IRTT-B 20-06		1/4	20	15	8059 0942 15	IRTT-B 5A-06		1/4	5	4	8059 0943 08
IRTT-B 25 -10		3/8	25	18	8059 0942 20	IRTT-B 20A-106	1/4		20	15	8059 0943 11
IRTT-B 75-10		3/8	75	55	8059 0942 25	IRTT-B 20A-06		1/4	20	15	8059 0943 16
IRTT-B 180-13		1/2	180	133	8059 0942 30	IRTT-B 25A-10		3/8	25	18	8059 0943 21
IRTT-B 500-20		3/4	500	369	8059 0942 35	IRTT-B 75A-10		3/8	75	55	8059 0943 26
IRTT-B 750-25		1	750	553	8059 0942 40	IRTT-B 180A-13		1/2	180	133	8059 0943 31
IRTT-B 1400-25		1	1400	1033	8059 0942 45	IRTT-B 500A-20		3/4	500	369	8059 0943 36
IRTT-B 3000-38		1 1/2	3000	2200	8059 0942 52	IRTT-B 750A-25		1	750	553	8059 0943 41
IRTT-B 5000-38		1 1/2	5000	3685	8059 0942 56	IRTT-B 1400A-25		1	1400	1033	8059 0943 46
						IRTT-B 3000A-38		1 1/2	3000	2200	8059 0943 52
						IRTT-B 5000A-38		1 1/2	5000	3685	8059 0943 56
						IRTT-B 10000A-38		1 1/2	10000	7370	8059 0943 60

NOTE: All IRTT are equipped with 19-pin connector.



SRTT-T



MRTT-C



MRTT-B

SMARTHEADS AND CONTROLLER

Square connection smartHEAD have been added to the range of smartHEADs. The square connection smartHEADs allow customers to use any square end fitting, losing thought the poka yoke system offered by end fittings in this catalogue.

BI controller is the new controller with the battery inserted in the STwrench handle. New batteries are to be used only in this controller. Recharge these batteries using standard battery charger with BI battery charger adapter.



STwrench

HOW TO ORDER YOUR STWRENCH

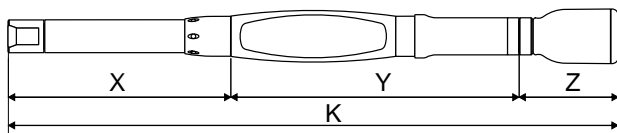
1. Take the STwrench Controller
2. Select your smartHEAD
3. Select your End fitting tool
4. Select your RBU
5. Select the Battery
6. Select if you want optional modules

SOFTWARE TT BLM W09

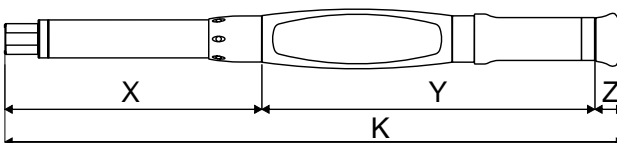
	Ordering No.
1 user license	8059 0981 10
5 user license	8059 0981 11
10 user license	8059 0981 12
Plant license	8059 0981 13

Model	Capacity		Drive mm	Weight		Length mm	Ordering No.
	Nm	ft lb		kg	lb		
Controller							
STwrench Controller				0.48	1.08	313	8059 0930 00
STwrench Controller BI				0.46	1.01	333	8059 0930 01
smartHEAD only Torque							
smartHEAD 30	30	23	9x12	0.20	0.44	167.5	8059 0920 31
smartHEAD 80	80	59	9x12	0.22	0.48	167.5	8059 0920 43
smartHEAD 150	150	111	14x18	0.55	1.21	271.0	8059 0920 48
smartHEAD 250	250	185	14x18	0.78	1.72	417.0	8059 0920 54
smartHEAD 400	400	295	14x18	0.93	2.05	584.0	8059 0920 60
smartHEAD 600	600	443	21x26	1.70	3.75	1048.5	8059 0920 66
smartHEAD 1000	1000	737	28	1.90	4.19	1344	8059 0920 80
smartHEAD A Torque + Angle							
smartHEAD A15	15	11	9x12	0.19	0.42	147.5	8059 0930 24
smartHEAD A30	30	23	9x12	0.19	0.42	147.5	8059 0930 31
smartHEAD A80	80	59	9x12	0.20	0.44	147.5	8059 0930 43
smartHEAD A150	150	111	14x18	0.57	1.25	271.0	8059 0930 48
smartHEAD A250	250	185	14x18	0.80	1.76	417.0	8059 0930 54
smartHEAD A400	400	295	14x18	0.95	2.09	584.0	8059 0930 60
smartHEAD A600	600	443	21x26	1.72	3.79	1048.5	8059 0930 66
smartHEAD A800	800	443	21x26	1.70	3.75	1048.5	8059 0988 26
smartHEAD A1000	1000	737	28	1.90	4.19	1344	8059 0930 80
smartHEAD A Torque + Angle sq							
smartHEAD Asq15	15	11	9x12	0.19	0.42	147.5	8059 0930 28
smartHEAD Asq30	30	23	9x12	0.19	0.42	147.5	8059 0930 32
smartHEAD Asq80	80	59	9x12	0.20	0.44	147.5	8059 0930 44
smartHEAD Asq150	150	111	14x18	0.55	1.21	271.0	8059 0930 50
smartHEAD Asq250	250	185	14x18	0.78	1.72	417.0	8059 0930 56
smartHEAD Asq400	400	295	14x18	0.93	2.05	584.0	8059 0930 62
RBU Rapid Backup unit							
STwrench RBU Quality							8059 0930 90
STwrench RBU Production							8059 0930 91
STwrench RBU Quality API							8059 0930 93
STwrench RBU Production API							8059 0930 92
Battery							
STwrench battery							8059 0930 86
STwrench battery BI							8059 0930 85
STwrench battery HD							8059 0930 83

Dimensions



STwrench



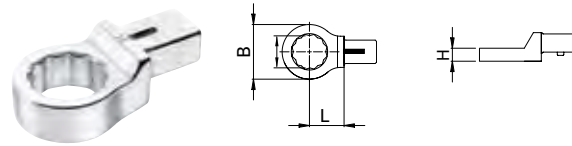
STwrench BI

Model	Length				Total weight	
	X mm	Y mm	Z mm	K mm	kg	lb
STwrench 15 Nm	139	280	96	515	1.00	2.20
STwrench 30 Nm	139	280	96	515	1.03	2.27
STwrench 80 Nm	139	280	96	515	1.06	2.34
STwrench 150 Nm	262	280	96	638	1.28	2.82
STwrench 250 Nm	408	280	96	784	1.51	2.33
STwrench 400 Nm	575	280	96	951	1.71	2.77
STwrench 600 Nm	1040	280	96	1416	2.87	6.33
STwrench 800 Nm	1040	280	96	1416	2.87	6.33
STwrench 1000 Nm	1270	280	96	1646	3.72	8.20
STwrench BI 15 Nm	139	280	32	441	0.80	1.76
STwrench BI 30 Nm	139	280	32	441	0.83	1.83
STwrench BI 80 Nm	139	280	32	441	0.86	1.89
STwrench BI 150 Nm	262	280	32	564	1.08	2.38
STwrench BI 250 Nm	408	280	32	710	1.31	2.89
STwrench BI 400 Nm	576	280	32	877	1.51	3.33
STwrench BI 600 Nm	1040	280	32	1341	2.67	5.89
STwrench BI 800 Nm	1040	280	32	1341	2.67	5.89
STwrench BI 1000 Nm	1270	280	32	1571	3.52	7.76

X. – smartHEAD, Y. – STwrench Controller, Z. – Battery, K. – Total length

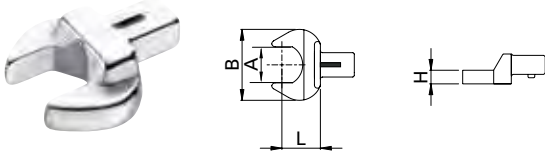
END FITTING TOOLS FOR WRENCHES

The end fitting tools are the tool that can be attached in front of the wrench. There are two types of models, without and with TAG. TAG is a patented solution used by the STwrench to check the process. In the TAG the STwrench can write a number that can be used for socket recognition and the Torque/Angle calibration factor of the extension for automatic calibration. Both types are also compatible with LABwrench.

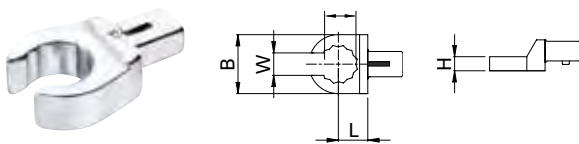


Type	Hex mm	B mm	H mm	L mm	g	Ordering No.
Ring end 9 x 12	7	13	8	17.5	37	4620 0014 00
	8	14.2	8	17.5	40	4620 0015 00
	10	17.2	9	17.5	44	4620 0016 00
	11	18.5	9	17.5	41	4620 0017 00
	12	20	12	17.5	49	4620 0018 00
	13	21.5	12	17.5	56	4620 0019 00
	14	23	12	17.5	52	4620 0020 00
	15	24.2	12	17.5	52	4620 0021 00
	16	25.7	13	17.5	54	4620 0022 00
	17	27.2	13	17.5	59	4620 0023 00
	18	28.5	13	17.5	56	4620 0024 00
	19	30.3	13	17.5	65	4620 0025 00
21	33	15	17.5	71	4620 0026 00	
22	34.5	15	17.5	74	4620 0027 00	
14 x 18	13	21.5	11	25	127	4620 0063 00
	14	23	11	25	123	4620 0064 00
	15	24.2	11	25	128	4620 0065 00
	16	25.7	12	25	133	4620 0066 00
	17	27.2	12	25	135	4620 0067 00
	18	28.5	12	25	134	4620 0068 00
	19	30.5	12	25	138	4620 0069 00
	21	33	15	25	144	4620 0070 00
	22	34.5	15	25	145	4620 0071 00
	24	37.5	15	25	153	4620 0072 00
	27	41.5	17	25	162	4620 0073 00
	30	45	19	25	182	4620 0074 00
32	47.5	19	25	181	4620 0075 00	
34	50.5	19	28	210	4620 0076 00	
36	53	19	28	203	4620 0077 00	
41	59	20	30	240	4620 0078 00	

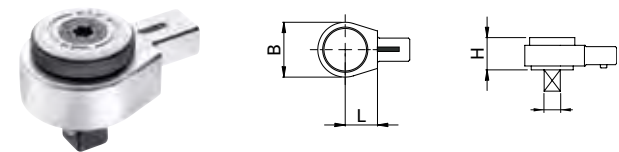
STANDARD END FITTING TOOLS WITH TAG



Type	A mm	B mm	H mm	L mm	g	Ordering No.	
Open end 9 x 12	7	22	5	17.5	40	4620 0001 00	
	8	22	5	17.5	39	4620 0002 00	
	9	26	5.5	17.5	38	4620 0003 00	
	10	26	5.5	17.5	42	4620 0004 00	
	11	26	5.5	17.5	41	4620 0005 00	
	12	30	7	17.5	43	4620 0006 00	
	13	30	7	17.5	48	4620 0007 00	
	14	35	8	17.5	52	4620 0008 00	
	15	35	8	17.5	51	4620 0009 00	
	16	38	8.5	17.5	58	4620 0010 00	
	17	38	8.5	17.5	60	4620 0011 00	
	18	42	9	20	71	4620 0012 00	
	19	42	9	20	74	4620 0013 00	
	14 x 18	13	30	7	25	128	4620 0049 00
		14	35	8	25	129	4620 0050 00
		15	35	8	25	132	4620 0051 00
		16	38	9	25	140	4620 0052 00
		17	38	9	25	136	4620 0053 00
		18	42	10	25	147	4620 0054 00
19		42	10	25	147	4620 0055 00	
21		50	11	25	171	4620 0056 00	
22		50	11	25	165	4620 0057 00	
24		53	12	25	167	4620 0058 00	
27		60	13	30	219	4620 0059 00	
30		66	14	30	245	4620 0060 00	
32		66	14	32.5	246	4620 0061 00	
34		66	14	32.5	239	4620 0062 00	



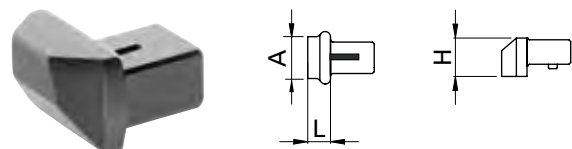
Type	Hex mm	B mm	H mm	W mm	L mm	g	Ordering No.
Flared end 9 x 12	10	22	12	7.1	17.5	57	4620 0028 00
	11	22.5	12	8.6	17.5	55	4620 0029 00
	12	23.5	12	9	17.5	59	4620 0030 00
	13	25.2	12	10	17.5	55	4620 0031 00
	14	27	13	11	17.5	60	4620 0032 00
	16	30	13	13	17.5	65	4620 0033 00
	17	31.5	13	14	17.5	65	4620 0034 00
	18	33	15	14.8	17.5	74	4620 0035 00
	19	34.5	15	15.8	19	80	4620 0036 00
	21	37.5	15	16.2	19	88	4620 0037 00
	22	39	15	17	19	92	4620 0038 00
24	42	15	18	19	75	4620 0039 00	



Type	Hex in	B mm	H mm	L mm	g	Ordering No.
Reversible ratchet 9 x 12	1/4	22	14.5	17.5	62	4620 0043 00
	3/8	33	24	17.5	136	4620 0044 00
	1/2	33	28.3	17.5	147	4620 0045 00
14 x 18	1/2	43	26.2	25	302	4620 0081 00
	3/4	50	30.7	25	467	4620 0082 00
21 x 26	3/4	69	30	62.5	1350	4620 0086 00

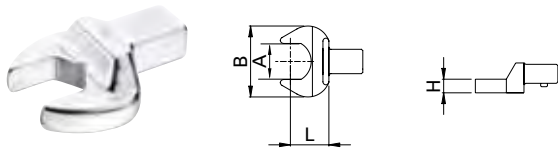
The TAG placed on the ratchet defines the Pset.

NOTE: Since several sockets could be used, it is recommended to hold the socket in such a way that it is not possible to remove it (e.g. using a pin).

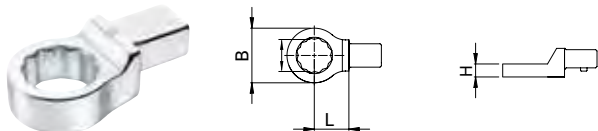


Type	A mm	H mm	L mm	g	Ordering No.
Blank end 9 x12 for making up specials	8 x 14	14.5	8	30	4620 0048 00
Blank end 14 x18	11 x 25	21.5	21	98	4620 0084 00
	21 x26	13 x 30	30	13	220

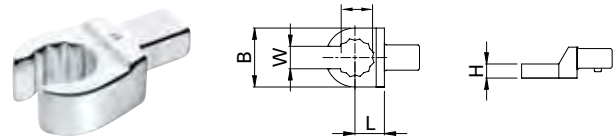
STANDARD END FITTING TOOLS WITHOUT TAG



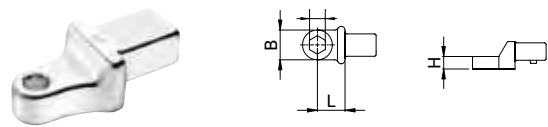
Type	A mm	B mm	H mm	L mm	g	Ordering No.	
Open end 9 x 12	7	22	5	17.5	40	8059 0975 00	
	8	22	5	17.5	39	8059 0975 01	
	9	26	5.5	17.5	38	8059 0975 02	
	10	26	5.5	17.5	42	8059 0975 03	
	11	26	5.5	17.5	41	8059 0975 04	
	12	30	7	17.5	43	8059 0975 05	
	13	30	7	17.5	48	8059 0975 06	
	14	35	8	17.5	52	8059 0975 07	
	15	35	8	17.5	51	8059 0975 08	
	16	38	8.5	17.5	58	8059 0975 09	
	17	38	8.5	17.5	60	8059 0975 10	
	18	42	9	20	71	8059 0975 11	
	19	42	9	20	74	8059 0975 12	
	14 x 18	13	30	7	25	128	8059 0976 00
		14	35	8	25	129	8059 0976 01
		15	35	8	25	132	8059 0976 02
		16	38	9	25	140	8059 0976 03
		17	38	9	25	136	8059 0976 04
		18	42	10	25	147	8059 0976 05
19		42	10	25	147	8059 0976 06	
21		50	11	25	171	8059 0976 07	
22		50	11	25	165	8059 0976 08	
24		53	12	25	167	8059 0976 09	
27		60	13	30	219	8059 0976 10	
30		66	14	30	245	8059 0976 11	
32		66	14	32.5	246	8059 0976 12	
34		66	14	32.5	239	8059 0976 13	



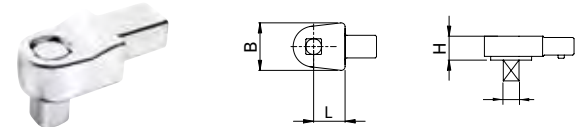
Type	Hex mm	B mm	H mm	L mm	g	Ordering No.
Ring end 9 x 12	7	13	8	17.5	37	8059 0975 13
	8	14.2	8	17.5	40	8059 0975 14
	10	17.2	9	17.5	44	8059 0975 15
	11	18.5	9	17.5	41	8059 0975 16
	12	20	12	17.5	49	8059 0975 17
	13	21.5	12	17.5	56	8059 0975 18
	14	23	12	17.5	52	8059 0975 19
	15	24.2	12	17.5	52	8059 0975 20
	16	25.7	13	17.5	54	8059 0975 21
	17	27.2	13	17.5	59	8059 0975 22
	18	28.5	13	17.5	56	8059 0975 23
	19	30.3	13	17.5	65	8059 0975 24
	21	33	15	17.5	71	8059 0975 25
	22	34.5	15	17.5	74	8059 0975 26
14 x 18	13	21.5	11	25	127	8059 0976 14
	14	23	11	25	123	8059 0976 15
	15	24.2	11	25	128	8059 0976 16
	16	25.7	12	25	133	8059 0976 17
	17	27.2	12	25	135	8059 0976 18
	18	28.5	12	25	134	8059 0976 19
	19	30.5	12	25	138	8059 0976 20
	21	33	15	25	144	8059 0976 21
	22	34.5	15	25	145	8059 0976 22
	24	37.5	15	25	153	8059 0976 23
	27	41.5	17	25	162	8059 0976 24
	30	45	19	25	182	8059 0976 25
	32	47.5	19	25	181	8059 0976 26
	34	50.5	19	28	210	8059 0976 27
	36	53	19	28	203	8059 0976 28
	41	59	20	30	240	8059 0976 29



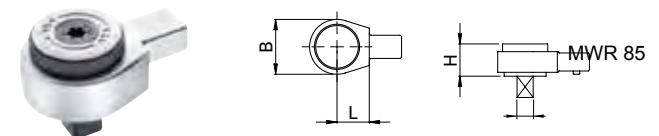
Type	Hex mm	B mm	H mm	W mm	L mm	g	Ordering No.
Flared end 9 x 12	10	22	12	7.1	17.5	57	8059 0975 27
	11	22.5	12	8.6	17.5	55	8059 0975 28
	12	23.5	12	9	17.5	59	8059 0975 29
	13	25.2	12	10	17.5	55	8059 0975 30
	14	27	13	11	17.5	60	8059 0975 31
	16	30	13	13	17.5	65	8059 0975 32
	17	31.5	13	14	17.5	65	8059 0975 33
	18	33	15	14.8	17.5	74	8059 0975 34
	19	34.5	15	15.8	19	80	8059 0975 35
	21	37.5	15	16.2	19	88	8059 0975 36
	22	39	15	17	19	92	8059 0975 37
	24	42	15	18	19	75	8059 0975 38



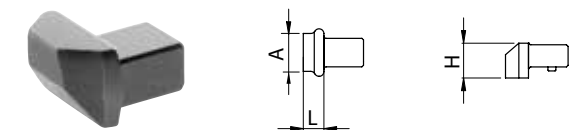
Type	Hex in	B mm	H mm	L mm	g	Ordering No.
Bits holder 9 x 12	1/4	14	10	17.5	50	8059 0975 45
	5/16	16	12.5	17.5	47	8059 0975 46
	14 x 18	5/16	16	12.5	25	112



Type	Hex in	B mm	H mm	L mm	g	Ordering No.	
Fixed square 9 x 12	1/4	22	14	17.5	71	8059 0975 39	
	3/8	22	14	17.5	76	8059 0975 40	
	1/2	22	14	17.5	82	8059 0975 41	
	14 x 18	1/2	30	18	25	203	8059 0976 30
		3/4	40	25	25	396	8059 0976 31



Type	Hex in	B mm	H mm	L mm	g	Ordering No.	
Reversible ratchet 9 x 12	1/4	22	14.5	17.5	62	8059 0975 42	
	3/8	33	24	17.5	136	8059 0975 43	
	1/2	33	28.3	17.5	147	8059 0975 44	
	14 x 18	1/2	43	26.2	25	302	8059 0976 32
		3/4	50	30.7	25	467	8059 0976 33
		21 x 26	3/4	69	30	1350	8059 0976 38



Type	A mm	H mm	L mm	g mm	Ordering No.
Blank end 9 x 12	8 x 14	14.5	8	30	8059 0975 47
Blank end 14 x 18	11 x 25	21.5	21	98	8059 0976 35
Blank end 21 x 26	13 x 30	30	13	220	

Mechanical Wrench Series



The mechanical wrenches in the new Atlas Copco Saltus product line form the basis for manual tightening. They enable you to find the optimal solution for your individual tightening situation regardless whether you are working in assembly lines, rework or repair and maintenance, and even when limited operating space is available.

CWR – 'Click' wrench series							
Type	Torque Nm	Range ft.lb	Length mm	Weight g	Ø mm	Drive	Ordering No.
CWR-20	03-20	2.2-14.8	129	248	21	9x12	8439004100
CWR-25	02-25	1.5-18.4	174	288	21	9x12	8439004101
CWR-50	05-50	3.7-37	236	466	21	9x12	8439 004102
CWR-85	15-85	11-62.7	305	576	21	9x12	8439004103
CWR-120	50-120	37-88.5	349	666	24	9x12	8439004104
CWR-200	50-200	37-148	419	916	30x26	14x18	8439004105
CWR-300	60-300	44.2-221	685	1366	32x28	14x18	8439004106

Reversible wrench type							
Type	Torque Nm	Range ft.lb	Length mm	Weight g	Ø mm	Drive	Ordering No.
CWR-20 R	03-20	2.2-14.8	129	248	21	9x12	8439004110
CWR-25 R	02-25	1.5-18.4	174	288	21	9x12	8439004111
CWR-50 R	05-50	3.7-37	236	466	21	9x12	8439004112
CWR-85 R	15-85	11-62.7	305	576	21	9x12	8439004113
CWR-120 R	50-120	37-88.5	349	666	24	9x12	8439004114

BWR – 'Breaking' wrench series							
Type	Torque Nm	Range ft.lb	Length mm	Weight g	Ø mm	Drive	Ordering No.
BWR-20	02-20	1.5-14.8	213	250	8x16	BWR-20/35	8439004200
BWR-35	05-35	3.7-25.8	288	550	8x16	BWR-20/35	8439004201
BWR-100	20-100	14.8-74	410	950	10x20	BWR-100	8439004202
BWR-240	80-240	59-177	677	2700	14x30	BWR-240	8439004203
BWR-440	140-440	103.0-324.5	857	4300	16x34	BWR-440	8439004204
BWR-750	300-750	221-553	961	6400	20x41	BWR-750	8439004205
BWR-1300	500-1300	369-959	1256	8140	21x45	BWR-1300	8439004206
BWR-2000	800-2000	590-1475	1982	13450	21x45	BWR-2000	8439004207

SWR - 'Slipping' wrench series							
Type	Torque Nm	Range ft.lb	Length mm	Weight g	Drive	Ordering No.	
SWR-30	05-30	3.7-22	269	640	3/8"	8439004300	
SWR-60	15-60	11-44	354	1050	3/8"	8439004301	
SWR-110	40-110	29.5-96	453	1900	1/2"	8439004302	




SWR – Slipping Wrench Series

CWR – Click Wrench Series



BWR – Breaking Wrench Series





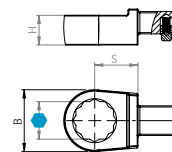
OPEN END

Open End 9x12						
● mm	B mm	H mm	S mm	g	max Nm	Ordering No.
7	22	5	17.5	40	7	4027 5011 00
8	22	5	17.5	39	10	4027 5011 01
9	26	5.5	17.5	38	14	4027 5011 02
10	26	5.5	17.5	42	20	4027 5011 03
11	26	5.5	17.5	41	25	4027 5011 04
12	30	7	17.5	43	32	4027 5011 05
13	30	7	17.5	48	40	4027 5011 06
14	35	8	17.5	52	50	4027 5011 07
15	35	8	17.5	51	60	4027 5011 08
16	38	8.5	17.5	58	70	4027 5011 09
17	38	8.5	17.5	60	80	4027 5011 10
18	42	9	20	71	100	4027 5011 11
19	42	9	20	74	115	4027 5011 12
20	42	9	20	76	115	4027 5011 13
21	46	11	22	95	115	4027 5011 14
22	46	11	22	95	115	4027 5011 15
24	48	11	25	106	130	4027 5011 16
27	58	13	30	235	150	4027 5011 17
32	64	15	40	267	190	4027 5011 18

Open End 9x12						
● in	B mm	H mm	S mm	g	max Nm	Ordering No.
1/4	22	5	17.5	37	7	4027 5010 00
5/16	22	5	17.5	36	10	4027 5010 01
3/8	26	5.5	17.5	38	20	4027 5010 02
7/16	26	5.5	17.5	38	25	4027 5010 03
1/2	30	7	17.5	47	32	4027 5010 04
9/16	34	8	17.5	50	50	4027 5010 05
5/8	38	8.5	17.5	56	70	4027 5010 06
11/16	38	8.5	17.5	57	80	4027 5010 07
3/4	42	9	20	71	115	4027 5010 08

Open End 14x18						
● mm	B mm	H mm	S mm	g	max Nm	Ordering No.
13	30	7	25	128	40	4027 5011 21
14	35	8	25	129	50	4027 5011 22
15	35	8	25	132	60	4027 5011 23
16	38	9	25	140	70	4027 5011 24
17	38	9	25	136	80	4027 5011 25
18	42	10	25	147	90	4027 5011 26
19	42	10	25	145	95	4027 5011 27
20	42	10	25	155	100	4027 5011 28
21	50	11	25	171	30	4027 5011 29
22	50	11	25	165	150	4027 5011 30
24	53	12	25	167	180	4027 5011 31
27	60	13	30	219	220	4027 5011 32
28	60	13	30	222	250	4027 5011 33
29	60	13	30	222	270	4027 5011 34
30	66	14	30	245	300	4027 5011 35
32	66	14	32.5	246	300	4027 5011 36
34	66	14	32.5	239	300	4027 5011 37
36	66	14	32.5	275	300	4027 5011 38

Open End 14x18						
● in	B mm	H mm	S mm	g	max Nm	Ordering No.
7/16	30	7	25	127	40	4027 5010 50
1/2	30	7	25	127	40	4027 5010 51
9/16	35	8	25	132	50	4027 5010 52
5/8	38	9	25	141	70	4027 5010 53
11/16	38	9	25	136	80	4027 5010 54
3/4	42	10	25	144	95	4027 5010 55
13/16	50	11	25	160	150	4027 5010 56
7/8	50	11	25	158	150	4027 5010 57
15/16	53	12	25	176	180	4027 5010 58
1	53	12	25	172	180	4027 5010 59
1.1/8	60	13	30	223	220	4027 5010 60



BOX END

Box End 9x12						
● mm	B mm	H mm	S mm	g	max Nm	Ordering No.
7	13	8	17.5	38	25	4027 5011 50
8	13.5	8	17.5	37	35	4027 5011 51
9	16	8	17.5	35	40	4027 5011 52
10	18	9	17.5	40	55	4027 5011 53
11	18.5	9	17.5	44	70	4027 5011 54
12	20.5	11	17.5	41	85	4027 5011 55
13	21.5	11	17.5	49	100	4027 5011 56
14	25	12	17.5	55	115	4027 5011 57
15	25	12	17.5	52	120	4027 5011 58
16	26	12	17.5	54	120	4027 5011 59
17	27	13	17.5	59	120	4027 5011 60
18	28	13	17.5	56	120	4027 5011 61
19	30.5	13	17.5	65	120	4027 5011 62
21	33	15	17.5	71	120	4027 5011 63
22	34.5	15	17.5	74	120	4027 5011 64

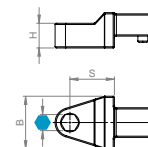
Box End 9x12						
● in	B mm	H mm	S mm	g	max Nm	Ordering No.
1/4	13.5	8	17.5	39	25	4027 5010 13
5/16	13.5	8	17.5	38	35	4027 5010 14
3/8	18	8	17.5	41	55	4027 5010 15
7/16	18	9	17.5	41	70	4027 5010 16
1/2	22	12	17.5	51	100	4027 5010 17
9/16	25	12	17.5	57	115	4027 5010 18
5/8	27	13	17.5	61	120	4027 5010 19
11/16	27	13	17.5	57	120	4027 5010 20
3/4	30	13	17.5	62	120	4027 5010 21
13/16	34	14.5	17.5	75	120	4027 5010 22
7/8	34	15	20	77	120	4027 5010 23

Box End 14x18						
● mm	B mm	H mm	S mm	g	max Nm	Ordering No.
13	22.5	11	25	130	100	4027 5011 67
14	23	11	25	123	110	4027 5011 68
15	24	11	25	128	120	4027 5011 69
16	25.5	12	25	133	140	4027 5011 70
17	27	12	25	135	160	4027 5011 71
18	29	13	25	134	185	4027 5011 72
19	30.5	13	25	138	210	4027 5011 73
20	33	13	25	140	230	4027 5011 74
21	33	15	25	144	260	4027 5011 75
22	34.5	15	25	145	300	4027 5011 76
24	37.5	15	25	153	350	4027 5011 77
27	42.5	17	25	162	450	4027 5011 78
30	46	19	25	182	550	4027 5011 79
32	47.5	19	25	181	650	4027 5011 80
34	52	19	28	210	650	4027 5011 81
36	54	19	28	203	700	4027 5011 82
41	60	20	30	240	750	4027 5011 83

Box End 14x18						
● in	B mm	H mm	S mm	g	max Nm	Ordering No.
1/2	30	11	25	134	100	4027 5010 70
9/16	30	11	25	133	110	4027 5010 71
5/8	30	12	25	135	140	4027 5010 72
11/16	30	12	25	136	160	4027 5010 73
3/4	31	12	25	145	210	4027 5010 74
13/16	34	15	25	159	260	4027 5010 75
7/8	35	15	25	156	300	4027 5010 76

BITS HOLDER

Bits Holder 9x12					
● mm	B	H	S	g	Ordering No.
5/16"	14	10	17.5	45	4027 5012 10
1/4"	16	12.5	17.5	47	4027 5012 11



Bits Holder 14x18					
● mm	B	H	S	g	Ordering No.
5/16"	16	12.5	25	112	4027 5012 13



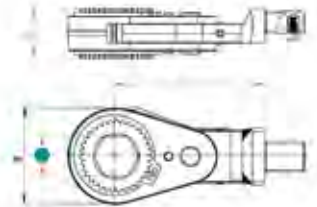
FLARED END

Flared End 9x12							
● mm	B mm	H mm	S mm	W mm	g	max Nm	Ordering No.
10	21.5	11	17.5	7.1	57	20	4027 5011 90
11	22.5	11	17.5	8.6	55	25	4027 5011 91
12	24.5	12	17.5	9	59	32	4027 5011 92
13	26	13	17.5	10	55	40	4027 5011 93
14	27	13	17.5	11	60	50	4027 5011 94
15	27	13	17.5	12	60	50	4027 5011 95
16	30.5	13	17.5	13	65	80	4027 5011 96
17	31.5	13	17.5	14	64	82	4027 5011 97
18	33	15	17.5	15	74	100	4027 5011 98
19	34	15	17.5	16	80	115	4027 5011 99
21	38.5	15	20	17	88	120	4027 5012 00
22	39.5	15	20	17	92	120	4027 5012 01
24	40	15	20	18	75	120	4027 5012 02
27	45	17	25	20	120	140	4027 5012 03

Flared End 9x12							
● in	B mm	H mm	S mm	W mm	g	max Nm	Ordering No.
3/8	18	8	17.5	7.1	39	20	4027 5010 30
7/16	21	12	17.5	8.6	50	25	4027 5010 31
1/2	26	13	17.5	10	61	32	4027 5010 32
9/16	27	13	17.5	11	58	50	4027 5010 33
5/8	30	13	17.5	14	62	80	4027 5010 34
11/16	30	13	17.5	14	58	82	4027 5010 35
3/4	34	15	17.5	15.8	71	115	4027 5010 36

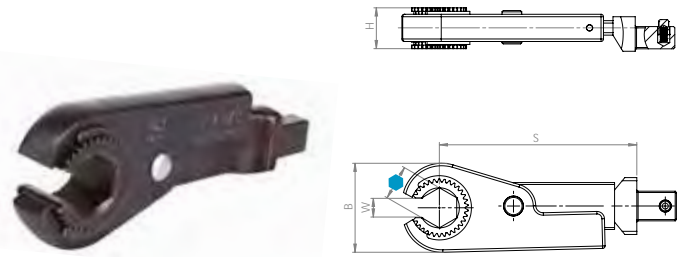
HEXAGON RATCHET

Hexagon Ratchet 9x12							
● mm	B mm	H mm	S mm	g	max Nm	Ordering No.	
10	28	13.5	51	95	25	4027 5012 30	
11	28	13.5	51	95	25	4027 5012 31	
12	28	13.5	51	95	25	4027 5012 32	
13	28	13.5	51	95	25	4027 5012 33	
14	32	16	56	140	35	4027 5012 34	
15	32	16	56	140	35	4027 5012 35	
16	39	20	61	205	70	4027 5012 36	
17	39	20	61	205	70	4027 5012 37	
18	39	20	61	205	70	4027 5012 38	
19	39	20	61	205	70	4027 5012 39	
21	45	23	61	290	85	4027 5012 40	
22	45	23	61	290	85	4027 5012 41	
24	45	23	61	290	85	4027 5012 42	



HEXAGON RATCHET

Hexagon Ratchet 9x12							
● mm	B mm	H mm	S mm	W mm	g	max Nm	Ordering No.
8	30	16.5	48	5.1	90	15	4027 5012 50
9	30	16.5	48	6.3	90	15	4027 5012 51
10	30	16.5	48	6.3	89	15	4027 5012 52
11	30	16.5	48	6.3	89	15	4027 5012 53
12	36	16.5	81	7.1	200	18	4027 5012 54
13	36	16.5	81	7.6	200	18	4027 5012 55
14	36	16.5	81	8	200	18	4027 5012 56
15	44	20.5	83	9.1	280	45	4027 5012 57
16	44	20.5	83	9.6	280	45	4027 5012 58
17	44	20.5	83	10	280	45	4027 5012 59
18	44	20.5	83	10.5	280	45	4027 5012 60
19	44	20.5	83	10.5	280	45	4027 5012 61



Hexagon Ratchet with reinforced bottom 9x12							
● mm	B mm	H mm	S mm	W mm	g	max Nm	Ordering No.
10	30	16.5	48	6.3	91	15	4027 5012 63
11	30	16.5	48	6.3	91	15	4027 5012 64
12	30	16.5	48	7.1	91	15	4027 5012 65
13	30	20.5	48	7.6	91	15	4027 5012 66

OPEN END

Open End 9x12						
● mm	B mm	H mm	S mm	W mm	g	Ordering No.
10	22.5	10	17.5	10	34	4027 5012 80
11	24.5	10	21	11	39	4027 5012 81
12	26.7	10	21	12	42	4027 5012 82
13	30	10	23	13	49	4027 5012 83
14	30.5	10	25.5	14	55	4027 5012 84
15	32	10	27	15	60	4027 5012 85
16	35	10	28	16	65	4027 5012 86
17	37	10	29	17	68	4027 5012 87
18	38	10	32.5	18	78	4027 5012 88
19	41	10	33	19	90	4027 5012 89
21	46.5	10	35	21	100	4027 5012 90
22	46.5	10	35	22	97	4027 5012 91
24	50	10	37.5	24	115	4027 5012 92
27	57	10	47.5	27	156	4027 5012 93
30	62	10	52.5	30	182	4027 5012 94
32	67	12	52.5	32	234	4027 5012 95



Open End 14x18						
● mm	B mm	H mm	S mm	W mm	g	Ordering No.
17	37	16	28	17	125	4027 5012 98
18	41	16	32	18	12	4027 5012 99
19	41	16	32.5	19	130	4027 5013 00
21	46.5	16	35	21	150	4027 5013 01
27	46.5	16	40	22	198	4027 5013 02
15	50	16	41	24	220	4027 5013 03
16	58	16	43.5	27	270	4027 5013 04
17	63	16	52	30	310	4027 5013 05
24	66	16	59	32	336	4027 5013 06
32	75	16	55	36	388	4027 5013 07

SETTING KEY

	g	Ordering No.
Setting Key	169	4027 5014 00



End Fittings / Accessories for CWR

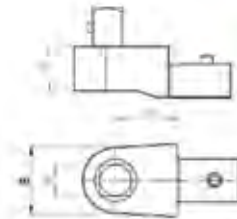
CWR Wrenches

BLANK END



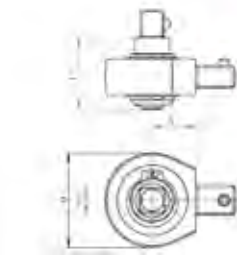
	B mm	H mm	S mm	g	Ordering No.
Blank End 9x12					
	23	14	9	30	4027 5012 20
Assembled	23	14	9	30	4027 5012 21
Blank End 14x18					
	30	21	13	98	4027 5012 23
Assembled	30	21	13	98	4027 5012 24

FIXED SQUARE



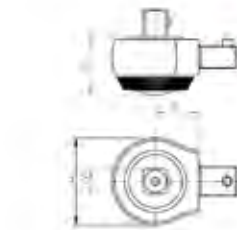
in	B mm	H mm	S mm	g	max Nm	Ordering No.
Fixed Square 9x12						
1/4"	20	14	17.5	76	40	4027 5013 20
3/8"	20	14	17.5	82	80	4027 5013 21
1/2"	20	14	17.5	71	100	4027 5013 22
Fixed Square 14x18						
1/2"	27	18	25	203	300	4027 5013 24
3/4"	40	25	25	396	650	4027 5013 25

RATCHET END



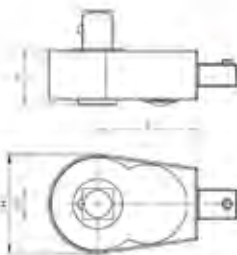
in	B mm	H mm	S mm	g	max Nm	Ordering No.
Ratchet End 9x12						
3/8"	38	29.5	17.5	140	80	4027 5013 30
1/2"	38	29.5	17.5	180	100	4027 5013 31
Ratchet End 14x18						
1/2"	44	29.5	25	230	300	4027 5013 33

REVERSIBLE RATCHET END



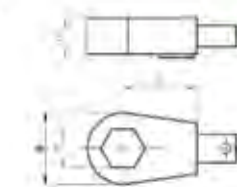
in	B mm	H mm	S mm	g	max Nm	Ordering No.
Reversible Ratchet End 14x18						
1/4"	27	27	17.5	68	50	4027 5013 40
3/8"	36.5	25	17.5	140	100	4027 5013 41
1/2"	33.5	37	17.5	150	120	4027 5013 42
Reversible Ratchet End 14x18						
1/2"	41	26	25	320	300	4027 5013 44
3/4"	62	32	46	865	800	4027 5013 45

REVERSIBLE RATCHET END



in	B mm	H mm	S mm	g	max Nm	Ordering No.
Reversible Ratchet End 9x12						
1/4"	25	13.5	21.5	77	49	4027 5013 60
3/8"	33.5	17.5	30.5	160	100	4027 5013 61
1/2"	41.5	20.5	37.5	291	120	4027 5013 62
Reversible Ratchet End 14x18						
1/2"	41.5	20.5	37.5	339	300	4027 5013 64
3/4"	63.5	31	70	1155	650	4027 5013 65

RATCHET REVERSIBLE, WITH HEXAGONAL OUTPUT



in	B mm	H mm	S mm	g	max Nm	Ordering No.
Ratchet Reversible, with Hexagonal Output 9x12						
1/4"	22	14	17.5	60	40	4027 5013 80
5/16"	29	14.5	28	117	80	4027 5013 81

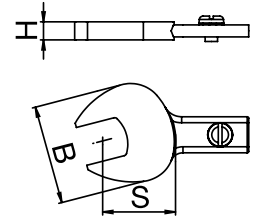
BELKNAP ADAPTER



9x12 Drive				14x18 Drive			
Type	S mm	g	Order No.	Type	S mm	g	Order No.
J-Shank	24	68	4027 5016 90	J-Shank	24	105	4027 5017 00
Y-Shank	29	71	4027 5016 91	Y-Shank	29	104	4027 5017 01
X-Shank	31	86	4027 5016 92	X-Shank	31	121	4027 5017 02
Z- Shank	56	314	4027 5016 93	Z- Shank	56	349	4027 5017 03

End Fittings BWR

Open End



BWR 20/35						
● mm	B mm	H mm	S mm	g	max Nm	Ordering No.
7	24	5.5	17.5	23	13	4027 5000 00
8	24	5.5	17.5	25	13	4027 5000 01
9	24	5.5	17.5	25	13	4027 5000 02
10	30	6	24	31	20	4027 5000 03
11	30	6	24	31	24	4027 5000 04
12	33	6	25	31	29	4027 5000 05
13	33	6	25	34	40	4027 5000 06
14	33	6	25	34	45	4027 5000 07
15	35	6	28	34	45	4027 5000 08
16	35	7	28	50	50	4027 5000 09
17	38	7	30	60	60	4027 5000 10
18	38	7	31	60	65	4027 5000 11
19	38	7	31	60	70	4027 5000 12
21	43	7	35	61	95	4027 5000 13
22	43	7	35	61	95	4027 5000 14
24	46	10	35	61	95	4027 5000 15
27	46	10	40	61	95	4027 5000 16

BWR 100						
● mm	B mm	H mm	S mm	g	max Nm	Ordering No.
13	40	7.5	25	75	45	4027 5000 30
14	40	7.5	25	75	45	4027 5000 31
15	40	7.5	25	75	50	4027 5000 32
16	45	10	28	90	55	4027 5000 33
17	45	10	28	110	65	4027 5000 34
18	45	10	28	110	65	4027 5000 35
19	45	10	28	115	75	4027 5000 36
21	46	10	32	115	75	4027 5000 37
22	46	10	32	115	80	4027 5000 38
24	46	10	32	120	100	4027 5000 39
27	55	10	36	120	100	4027 5000 40

BWR 240						
● mm	B mm	H mm	S mm	g	max Nm	Ordering No.
16	53	10	34	210	85	4027 5000 60
17	53	10	44	210	85	4027 5000 61
18	53	10	44	210	85	4027 5000 62
19	53	10	44	210	85	4027 5000 63
21	60	10	46	210	85	4027 5000 64
22	60	13	48	290	170	4027 5000 65
24	61	13	41	350	175	4027 5000 66
27	64	15	50	360	180	4027 5000 67

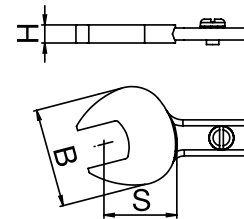
BWR 20/35						
● in	B mm	H mm	S mm	g	max Nm	Ordering No.
1/4	24	5.5	17.5	23	13	4027 5006 50
5/16	24	5.5	17.5	25	13	4027 5006 51
3/8	24	5.5	17.5	25	13	4027 5006 52
7/16	30	6	24	31	24	4027 5006 53
1/2	33	6	25	34	40	4027 5006 54
9/16	35	6	28	34	45	4027 5006 55
5/8	35	7	28	50	50	4027 5006 56
11/16	38	7	31	60	65	4027 5006 57
3/4	38	7	31	60	70	4027 5006 58

BWR 100						
● in	B mm	H mm	S mm	g	max Nm	Ordering No.
1/2	40	7.5	25	75	45	4027 5006 70
9/16	40	7.5	25	75	50	4027 5006 71
5/8	45	10	28	90	55	4027 5006 72
11/16	45	10	28	110	65	4027 5006 73
3/4	45	10	28	115	75	4027 5006 74
13/16	46	10	32	115	75	4027 5006 75
7/8	46	10	32	115	80	4027 5006 76
15/16	46	10	32	120	100	4027 5006 77
1	55	10	36	120	100	4027 5006 78
1 1/8	61	12	43	227	130	4027 5006 79

BWR 240						
● in	B mm	H mm	S mm	g	max Nm	Ordering No.
5/8	53	10	34	210	85	4027 5006 90
11/16	53	10	44	210	85	4027 5006 91
3/4	53	10	44	210	85	4027 5006 92
13/16	60	10	46	210	85	4027 5006 93
7/8	60	13	48	290	170	4027 5006 94
15/16	63	14	59	480	360	4027 5006 95
1	72	15	60	580	440	4027 5006 96
1 1/8	75	15	60	595	440	4027 5006 97

End Fittings BWR

Open End



BWR 440						
● mm	B mm	H mm	S mm	g	max Nm	Ordering No.
17	55	12	58	375	190	4027 5000 90
18	55	12	58	375	190	4027 5000 91
19	55	12	58	375	190	4027 5000 92
21	62	12	59	440	280	4027 5000 93
22	62	12	59	440	280	4027 5000 94
24	63	14	59	480	360	4027 5000 95
27	72	15	60	580	440	4027 5000 96
30	75	15	60	595	440	4027 5000 97
32	78	15	60	650	440	4027 5000 98
34	82	17	60	670	440	4027 5000 99
36	82	17	62	670	440	4027 5001 00
41	87	20	62	685	440	4027 5001 01

BWR 440						
● in	B mm	H mm	S mm	g	max Nm	Ordering No.
5/8	55	12	58	375	190	4027 5007 10
11/16	55	12	58	375	190	4027 5007 11
3/4	55	12	58	375	190	4027 5007 12
13/16	62	12	59	440	280	4027 5007 13
7/8	62	12	59	440	280	4027 5007 14
15/16	63	14	59	480	360	4027 5007 15
1	72	15	60	580	440	4027 5007 16
1 1/8	75	15	60	595	440	4027 5007 17

BWR 750						
● mm	B mm	H mm	S mm	g	max Nm	Ordering No.
21	62	12	58	600	300	4027 5001 20
22	62	12	58	600	300	4027 5001 21
24	70	14	58	620	320	4027 5001 22
27	75	15	58	700	360	4027 5001 23
30	80	15	58	820	420	4027 5001 24
32	82	17	58	850	490	4027 5001 25
34	86	17	62	860	570	4027 5001 26
36	86	17	62	860	570	4027 5001 27
41	92	20	64	950	620	4027 5001 28
46	97	22	66	980	630	4027 5001 29

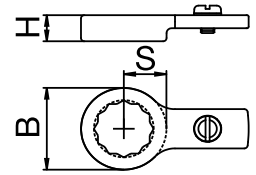
BWR 750						
● in	B mm	H mm	S mm	g	max Nm	Ordering No.
13/16	62	12	58	600	300	4027 5007 30
7/8	62	12	58	600	300	4027 5007 31
15/16	70	14	58	620	320	4027 5007 32
1	75	15	58	700	360	4027 5007 33
1 1/8	80	15	58	820	420	4027 5007 34

BWR 1300/2000						
● mm	B mm	H mm	S mm	g	max Nm	Ordering No.
24	70	14	53	950	350	4027 5001 50
27	75	15	53	960	480	4027 5001 51
30	82	17	53	1050	600	4027 5001 52
32	82	17	61	1150	750	4027 5001 53
34	86	18	64	1200	890	4027 5001 54
36	86	18	65	1200	890	4027 5001 55
41	92	20	77	1650	1150	4027 5001 56
46	97	22	80	1800	1450	4027 5001 57
50	104	22	82	1900	1750	4027 5001 58
55	110	22	83	1985	1800	4027 5001 59
60	115	22	86	2000	1850	4027 5001 60
75	170	25	113	3500	2000	4027 5001 61

BWR 1300/2000						
● in	B mm	H mm	S mm	g	max Nm	Ordering No.
15/16	70	14	53	950	350	4027 5007 40
1	75	15	53	960	480	4027 5007 41
1 1/8	82	17	53	1050	600	4027 5007 42

End Fittings BWR

Box End



BWR 20/35						
● mm	B mm	H mm	S mm	g	max Nm	Ordering No.
7	16	6	8	20	25	4027 5001 80
8	16	6	8	20	25	4027 5001 81
9	18	6	9	20	32	4027 5001 82
10	19	7	9.5	22	38	4027 5001 83
11	20	7	10	25	50	4027 5001 84
12	21	7	10.5	25	60	4027 5001 85
13	22	8	11	28	75	4027 5001 86
14	23	8	11.5	30	85	4027 5001 87
15	25	8	12.5	32	85	4027 5001 88
16	27	8	13.5	35	85	4027 5001 89
17	27	8	13.5	35	85	4027 5001 90
18	29	8	14.5	36	85	4027 5001 91
19	29	8	14.5	36	85	4027 5001 92
21	34	10	16	40	85	4027 5001 93
22	34	10	17	40	85	4027 5001 94
24	37	10	18.5	40	85	4027 5001 95

BWR 100						
● mm	B mm	H mm	S mm	g	max Nm	Ordering No.
13	23	10	11.5	55	75	4027 5002 10
14	25	10	12.5	58	85	4027 5002 11
15	26	10	13	60	100	4027 5002 12
16	28	12	14	62	100	4027 5002 13
17	28	12	14	65	100	4027 5002 14
18	30	12	15	68	100	4027 5002 15
19	30	12	15	70	100	4027 5002 16
21	32	12	16	70	100	4027 5002 17
22	34	12	17	72	100	4027 5002 18
24	37	14	18.5	90	100	4027 5002 19

BWR 240						
● mm	B mm	H mm	S mm	g	max Nm	Ordering No.
16	33	12	31	190	135	4027 5002 40
17	33	12	31	190	135	4027 5002 41
18	33	12	31	195	150	4027 5002 42
19	33	12	31	195	150	4027 5002 43
21	38	12	31	210	200	4027 5002 44
22	38	12	31	210	200	4027 5002 45
24	40	14	31	210	240	4027 5002 46
27	44	14	31	225	240	4027 5002 47

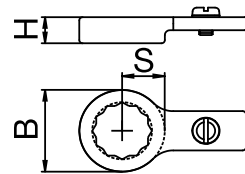
BWR 20/35						
● in	B mm	H mm	S mm	g	max Nm	Ordering No.
1/4	16	6	8	20	25	4027 5007 50
5/16	16	6	8	20	25	4027 5007 51
3/8	18	6	9	20	32	4027 5007 52
7/16	20	7	10	25	50	4027 5007 53
1/2	22	8	11	28	75	4027 5007 54
9/16	25	8	12.5	32	85	4027 5007 55
5/8	27	8	13.5	35	85	4027 5007 56
11/16	29	8	14.5	36	85	4027 5007 57
3/4	29	8	14.5	36	85	4027 5007 58

BWR 100						
● in	B mm	H mm	S mm	g	max Nm	Ordering No.
1/2	23	10	11.5	55	75	4027 5007 70
9/16	26	10	13	60	100	4027 5007 71
5/8	28	12	14	62	100	4027 5007 72
11/16	30	12	15	68	100	4027 5007 73
3/4	30	12	15	70	100	4027 5007 74
13/16	32	12	16	70	100	4027 5007 75
7/8	34	12	17	72	100	4027 5007 76
15/16	37	14	18.5	90	100	4027 5007 77
1	40	12	24.5	100	100	4027 5007 78

BWR 240						
● in	B mm	H mm	S mm	g	max Nm	Ordering No.
5/8	33	12	31	190	135	4027 5007 90
11/16	33	12	31	195	150	4027 5007 91
3/4	33	12	31	195	150	4027 5007 92
13/16	38	12	31	210	200	4027 5007 93
7/8	38	12	31	210	200	4027 5007 94
15/16	40	14	31	210	240	4027 5007 95
1	44	14	31	225	240	4027 5007 96

End Fittings BWR

Box End



BWR 440						
● mm	B mm	H mm	S mm	g	max Nm	Ordering No.
17	36	12	56	300	190	4027 5002 70
18	36	12	56	300	190	4027 5002 71
19	40	12	56	300	190	4027 5002 72
21	40	14	56	315	280	4027 5002 73
22	40	14	56	315	280	4027 5002 74
24	43	14	56	320	420	4027 5002 75
27	47	14	56	335	440	4027 5002 76
30	52	14	56	335	440	4027 5002 77
32	54	14	56	365	440	4027 5002 78
34	58	15	56	375	440	4027 5002 79
36	60	15	56	385	440	4027 5002 80
41	62	15	56	395	440	4027 5002 81
44	72	16	56	483	460	4027 5002 82

BWR 440							
● in	B mm	H mm	S mm	g	max Nm	Ordering No.	
5/8	36	12	56	300	190	4027 5008 10	
11/16	36	12	56	300	190	4027 5008 11	
3/4	40	12	56	300	190	4027 5008 12	
13/16	40	14	56	315	280	4027 5008 13	
7/8	40	14	56	315	280	4027 5008 14	
15/16	43	14	56	320	420	4027 5008 15	
1	47	14	56	335	440	4027 5008 16	
1 1/8	75	15	60	595	440	4027 5007 17	

BWR 750						
● mm	B mm	H mm	S mm	g	max Nm	Ordering No.
21	40	14	58	450	320	4027 5003 00
22	40	14	58	470	320	4027 5003 01
24	43	14	58	500	480	4027 5003 02
27	47	16	58	520	480	4027 5003 03
30	54	16	58	535	700	4027 5003 04
32	56	16	58	565	750	4027 5003 05
34	60	19	58	575	750	4027 5003 06
36	60	19	58	575	750	4027 5003 07
38	60	19	58	565	750	4027 5003 08
41	65	19	58	585	750	4027 5003 09
46	69	19	58	600	750	4027 5003 10

BWR 750							
● in	B mm	H mm	S mm	g	max Nm	Ordering No.	
13/16	40	14	58	450	320	4027 5008 30	
7/8	40	14	58	470	320	4027 5008 31	
15/16	43	14	58	500	480	4027 5008 32	
1	47	16	58	520	480	4027 5008 33	

BWR 1300/2000						
● mm	B mm	H mm	S mm	g	max Nm	Ordering No.
24	52	18	58	750	520	4027 5003 30
27	56	18	58	760	560	4027 5003 31
30	60	18	58	800	740	4027 5003 32
32	62	18	58	820	950	4027 5003 33
34	62	18	58	850	1200	4027 5003 34
36	70	18	58	850	1200	4027 5003 35
41	70	18	58	940	1800	4027 5003 36
46	78	20	58	1080	2000	4027 5003 37
50	85	22	58	1180	2000	4027 5003 38
55	90	22	58	1250	2000	4027 5003 39
60	95	22	58	1300	2000	4027 5003 40

BWR 1300/2000							
● in	B mm	H mm	S mm	g	max Nm	Ordering No.	
15/16	52	18	58	750	520	4027 5008 40	
1	56	18	58	760	560	4027 5008 41	

End Fittings BWR

Flared End

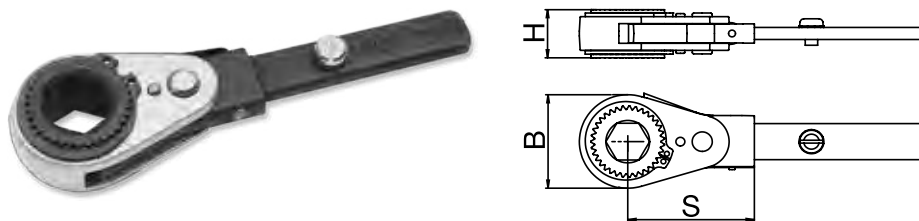


BWR 20/35							
● mm	B mm	H mm	S mm	W mm	g	max Nm	Ordering No.
8	18	6	9	6	20	16	4027 5003 60
10	21	7	10.5	7	25	16	4027 5003 61
11	21	7	10.5	8.5	25	20	4027 5003 62
12	25	9	12.5	9	32	25	4027 5003 63
13	25	8	12.5	10	32	25	4027 5003 64
14	25	8	12.5	11	32	25	4027 5003 65
15	29	8	14.5	11	35	25	4027 5003 66
17	31.5	10	15.75	14	35	50	4027 5003 67
19	34	10	17	15.8	40	50	4027 5003 68
21	34	10	17	17	42	50	4027 5003 69
22	34	10	17	17	45	50	4027 5003 70
24	38	14	20	18	60	60	4027 5003 71

BWR 20/35							
● in	B mm	H mm	S mm	W mm	g	max Nm	Ordering No.
3/8	21	7	12	8	25	16	4027 5008 50
7/16	21	7	12	8.5	25	20	4027 5008 51
1/2	25	8	14	10	32	25	4027 5008 52
9/16	29	8	14	11	35	25	4027 5008 53
5/8	31.5	10	16	14	35	50	4027 5008 54
11/16	34	10	17.5	15.8	40	50	4027 5008 55
3/4	34	10	18	17	40	50	4027 5008 56

BWR 100							
● in	B mm	H mm	S mm	W mm	g	max Nm	Ordering No.
5/8	32	10	18.5	12	75	50	4027 5008 72
11/16	32	12	18.5	14	78	50	4027 5008 73
3/4	36	12	19.5	16	90	50	4027 5008 74

Hexagon Ratchet




BWR 20/35						
● mm	B mm	H mm	S mm	g	max Nm	Ordering No.
8	28	13.5	44	80	25	4027 5003 90
10	28	13.5	44	80	25	4027 5003 91
11	28	13.5	44	80	25	4027 5003 92
12	28	13.5	44	80	25	4027 5003 93
13	28	13.5	44	80	25	4027 5003 94
14	32	16	47	120	35	4027 5003 95
15	32	16	47	120	35	4027 5003 96
16	39	20	51	180	85	4027 5003 97
17	39	20	51	180	85	4027 5003 98
18	39	20	51	180	85	4027 5003 99
19	39	20	51	180	85	4027 5004 00
21	45	23	57	257	85	4027 5004 01
22	45	23	57	257	85	4027 5004 02

BWR 100						
● mm	B mm	H mm	S mm	g	max Nm	Ordering No.
15	39	20	51	200	70	4027 5004 20
16	39	20	51	200	70	4027 5004 21
17	39	20	51	200	70	4027 5004 22
18	39	20	51	200	100	4027 5004 23
19	39	20	51	200	100	4027 5004 24


End Fittings BWR

Open Hexagon Ratchet



BWR 20/35							
● mm	B mm	H mm	S mm	W mm	g	max Nm	Ordering No.
8	30	16.5	48	5.1	85	15	4027 5004 50
9	30	16.5	48	5.6	85	15	4027 5004 51
10	30	16.5	48	6.3	85	15	4027 5004 52
11	30	16.5	48	6.3	85	15	4027 5004 53
12	36	16.5	81	7.1	190	18	4027 5004 54
13	36	16.5	81	7.6	190	18	4027 5004 55
14	36	16.5	81	8	190	18	4027 5004 56
17	42	20.5	73.5	10	260	18	4027 5004 57

Fixed Square End



BWR 20/35							
■ in x mm	B mm	H mm	S mm	g	max Nm	Ordering No.	
1/4x30	24	30	21	65	25	4027 5004 80	
1/4x70	24	70	21	115	25	4027 5004 81	
3/8x30	24	30	21	65	85	4027 5004 82	
3/8x70	27	70	21	120	85	4027 5004 83	
1/2x35	24	35	21	75	85	4027 5004 84	
1/2x70	24	70	21	145	85	4027 5004 85	

BWR 240							
■ in x mm	B mm	H mm	S mm	g	max Nm	Ordering No.	
1/2x40	34	40	31	300	240	4027 5004 98	
1/2x70	34	70	31	330	240	4027 5004 99	

BWR 750							
■ in x mm	B mm	H mm	S mm	g	max Nm	Ordering No.	
3/4x70	48	70	58	775	750	4027 5005 11	

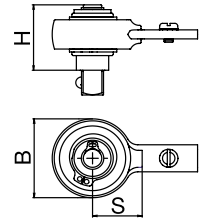
BWR 100							
■ in x mm	B mm	H mm	S mm	g	max Nm	Ordering No.	
3/8x40	32	40	30	75	100	4027 5004 90	
3/8x70	32	70	30	240	100	4027 5004 91	
1/2x40	32	40	30	175	100	4027 5004 92	
1/2x70	32	70	30	245	100	4027 5004 93	

BWR 440							
■ in x mm	B mm	H mm	S mm	g	max Nm	Ordering No.	
1/2x40	48	40	58	600	440	4027 5005 04	
1/2x70	48	70	58	630	440	4027 5005 05	
3/4x70	48	70	58	689	440	4027 5005 06	

BWR 1300/2000							
■ in x mm	B mm	H mm	S mm	g	max Nm	Ordering No.	
3/4x70	73	70	58	1400	1000	4027 5005 16	
1x70	73	70	58	1700	2000	4027 5005 17	

End Fittings BWR

Ratchet End



BWR 20/35							
in x mm	B mm	H mm	S mm	g	max Nm	Ordering No.	
1/4x40	36	40	21	145	25	4027 5005 25	
1/4x70	38	70	21	165	25	4027 5005 26	
3/8x40	36	40	21	145	85	4027 5005 27	
3/8x70	36	70	21	170	85	4027 5005 28	
1/2x45	36	45	21	150	85	4027 5005 29	
1/2x70	36	70	21	195	85	4027 5005 30	

BWR 240							
in x mm	B mm	H mm	S mm	g	max Nm	Ordering No.	
1/2x45	48	45	31	300	240	4027 5005 44	
1/2x70	48	70	31	330	240	4027 5005 45	

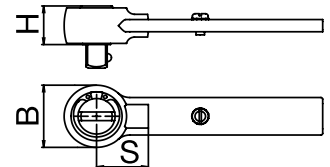
BWR 750							
in x mm	B mm	H mm	S mm	g	max Nm	Ordering No.	
3/4x70	72	70	58	1250	750	4027 5005 55	

BWR 100							
in x mm	B mm	H mm	S mm	g	max Nm	Ordering No.	
3/8x40	48	40	30	270	100	4027 5005 36	
3/8x70	48	70	30	31	100	4027 5005 37	
1/2x45	48	40	30	285	100	4027 5005 38	
1/2x70	48	70	30	320	100	4027 5005 39	

BWR 440							
in x mm	B mm	H mm	S mm	g	max Nm	Ordering No.	
3/4x70	72	70	58	1100	440	4027 5005 50	

BWR 1300/2000							
in x mm	B mm	H mm	S mm	g	max Nm	Ordering No.	
3/4x70	85	70	58	1700	1000	4027 5005 60	
1x80	85	80	58	2000	2000	4027 5005 61	

Reversible Ratchet End



BWR 20/35							
in	B mm	H mm	S mm	g	max Nm	Ordering No.	
1/4	25	26	21	55	25	4027 5005 70	
3/8	36	35	21	130	85	4027 5005 71	
1/2	36	40	21	135	85	4027 5005 72	

BWR 240							
in	B mm	H mm	S mm	g	max Nm	Ordering No.	
1/2	36	40	31	285	240	4027 5005 83	

BWR 750							
in	B mm	H mm	S mm	g	max Nm	Ordering No.	
3/4	68	70	58	1250	750	4027 5005 93	

BWR 100							
in	B mm	H mm	S mm	g	max Nm	Ordering No.	
3/8	36	35	30	165	100	4027 5005 77	
1/2	36	40	30	175	100	4027 5005 78	

BWR 440							
in	B mm	H mm	S mm	g	max Nm	Ordering No.	
3/4	68	56	58	1100	440	4027 5005 88	

BWR 1300/2000							
in	B mm	H mm	S mm	g	max Nm	Ordering No.	
3/4	68	70	58	1500	1000	4027 5005 98	
1	68	70	58	1500	1000	4027 5005 99	

BWR/SWR Accessories

Belknap Adapter



BWR 20/35			
Type	S mm	g	Ordering No.
J-Shank	24	68	4027 5009 50
Y-Shank	29	65	4027 5009 60

BWR 240			
Type	S mm	g	Ordering No.
Y-Shank	29	193	4027 5009 62
X-Shank	31	211	4027 5009 71
Z-Shank	56	438	4027 5009 81

BWR 750			
Type	S mm	g	Ordering No.
X-Shank	31	455	4027 5009 73
Z-Shank	56	686	4027 5009 83

BWR 100			
Type	S mm	g	Ordering No.
J-Shank	24	85	4027 5009 51
Y-Shank	29	82	4027 5009 61
X-Shank	31	100	4027 5009 70
Z-Shank	56	327	4027 5009 80

BWR 440			
Type	S mm	g	Ordering No.
Y-Shank	29	279	4027 5009 63
X-Shank	31	297	4027 5009 72
Z-Shank	56	524	4027 5009 82

BWR 1300 / 2000			
Type	S mm	g	Ordering No.
Z-Shank	56	924	4027 5009 84

Setting Key BWR

	g	Ordering No.
Setting key BWR 20 up to 100	97	4027 5006 10
Setting key BWR 240	164	4027 5006 11
Setting key BWR 440	428	4027 5006 12
Setting key BWR 750 up to 2000	603	4027 5006 13



Setting Key SWR

	g	Ordering No.
Setting key set SWR-30	94	4027 5030 00
Setting key set SWR-60	171	4027 5030 01
Setting key set SWR-110	429	4027 5030 02



You will find a wide range of sockets for use with SWR wrenches in the Atlas Copco PMI 9833 2018 01 "Sockets and Bits for Industrial Power Tools".

JOINT SIMULATOR BENCH AD

The Joint Simulator Bench AD provides maximum tool evaluation flexibility. DC electric, clutch, impulse and battery tools as well as torque wrenches can be evaluated.

The hydraulic brakes simulate the behaviour of a real joint, reproducing the stiffness from hard to soft.

This allows the tool to be tested in accordance with VDI/VDE 2647. Machine capability (Cm, Cmk) can be tested quickly and easily under real shop floor conditions without the need to run tests on the product on the line that would interfere with production.

- Large LCD touch screen, intuitive and easy to use.
- Efficient hydraulic pump fills the pressure accumulator in just 15 seconds reducing battery drain.
- Connector panel manages all operator connections such as external in-line torque transducers, printers, Ethernet, USB and serial.



Model	Hydraulic brakes, range		ISO rig	Spindle fixture holder	Dimensions L x W x H	Ordering No.
	Nm	lb ft				
Mobile benches						
JSB AD 250	10-250	8-185	–	–	1000 x 550 x 920	8059 0962 00
JSB AD 250 ISO	10-250	8-185	yes	–	1150 x 550 x 920	8059 0962 30
JSB AD 250 slim	10-250	8-185	–	no	900 x 400 x 935	8059 0962 10
JSB AD 500 ISO	10-500	8-370	yes	–	1400 x 700 x 950	8059 0962 35
JSB AD 1000 ISO	10-1000	8-738	yes	–	1400 x 700 x 950	8059 0962 40
JSB AD 2000 ISO	10-2000	8-1475	yes	–	1400 x 700 x 950	8059 0962 50
Fix benches						
JSB AD HD 500	10-500	8-370	–	yes	2100 x 850 x 1000	8059 0963 00
JSB AD HD 2000	10-2000	8-1475	–	yes	2300 x 900 x 1000	8059 0963 50
JSB AD HD 3000	10-3000	8-2213	–	yes	2300 x 900 x 1000	8059 0963 60

JOINT SIMULATOR BENCH 3840

JSB 3840 is an ergonomic solution, which provides in a single mobile unit, all necessary equipment needed for measuring, such as all transducers, adapters, cables, reaction bar, battery and an industrial PC. The alternative is to carry and connect/disconnect constantly all these equipment together, so the JSB 3840 represents a cost effective & ergonomic solution.

JSB 3840 includes:

- A 12" touch screen color display, and heavy duty industrial PC.
- Port: RS232 for printing certificates, USB for RBU automatic back-up function and Ethernet for server option.
- Slim frame of 40 cm wide, to easily move across narrow production lines.
- 16 hours of battery life & embedded battery charger, to be used in 2 shift.
- 1 set of accessories adapter, located in a lock drawer, to allow the tool connection
- 1 reaction bar & adapted accessories, to ensure a safety measurement for the operator.
- Torque Supervisor software, with up to 2000 tools Database, Easy SPC analysis, Cm/Cmk graphs and certificates plus excel export.



Model	Hydraulic brakes, range		Transducer SRTT+B		Dimensions L x W x H	Ordering No.
	Nm	lb ft	Nm	lb ft		
JSB 3840	5-85	3.69-62.69	25-250	18.44-184.4	1026 X 400 X 935	8059 0967 10
JSB 3840	25-250	18.44-184.4	50-500	36.88-368.8	1026 X 400 X 935	8059 0967 20

Airline Accessories


Ensure that your tools achieve their full potential

To ensure that you benefit from the full potential power from your tools, Atlas Copco has developed a full range of air line accessories for use with Atlas Copco tools and air motors. All accessories can be used for other applications and pneumatic equipment.

AIR PREPARATION UNITS



QUICK COUPLINGS



SWIVEL CONNECTORS



HOSE REELS



BALANCERS



AIR NET - QUALITY PIPING SOLUTION



For more info about Airline Accessories please see Atlas Copco main catalog or contact Atlas Copco local sales representative.

HOSES, PVC

Model	Hose inside dia		Hose outside dia mm	Max working pressure ^a bar	Max rec. air flow ^b l/s	Weight per 30 m coil kg	Ordering No.
	mm	in					
PVC 03	3.2	1/8	7	20	0.7	1.4	9093 0037 21
PVC 05	5	3/16	9	10	2.1	1.9	9093 0037 51
PVC 06	6.3	1/4	11	10	4	2.5	9093 0037 81
PVC 08	8	5/16	12	10	7.5	2.9	9093 0038 11
PVC 10	10	3/8	14	14	13	3.7	9093 0038 41
PVC 13	12.5	1/2	18	13	21	5.9	9093 0038 71
PVC 16	16	5/8	22	12	43	7.2	9093 0039 01
PVC 20	19	3/4	25	10	75	8.3	9093 0039 31
PVC 25	25	1	32	10	125	12.5	9093 0039 61

^a With a safety factor of 3 at 20°C (at the max temp of +60°C the working pressure should be reduced by 50%).

^b The pressure drop will be 0.2 bar on a hose length of 5 m.



CABLAIR HOSES

Model	Hose inside dia		Hose outside dia mm	Max working pressure ^a bar	Max rec. air flow ^b l/s	Weight per 30 m coil kg	Ordering No.
	mm	in					
CABLAIR 06	6	1/4	8.5	14	4	1.2	9093 0035 11
CABLAIR 08	8	1/3	11	14	7.5	1.7	9093 0035 41
CABLAIR 10	10	2/5	13	12	13	2.1	9093 0035 71
CABLAIR 13	12.5	1/2	16	11	21	3.0	9093 0036 01
CABLAIR 16	16	5/8	21	8	43	5.4	9093 0036 31
CABLAIR 20	19	3/4	24	8	75	5.8	9093 0036 61
CABLAIR 25	25	1	31.5	7	125	10.4	9093 0036 91

^a With a safety factor of 3 at 20°C (at the max temp of +60°C the working pressure should be reduced by 50%).

^b The pressure drop will be 0.2 bar on a hose length of 5 m.



SPIRAL HOSES

Model	Hose inside dia mm	Hose outside dia mm	Max. rec. air flow ^a l/s	Working range m	Length			Max spiral dia (D) mm	Male threads in BSP	Ordering No.
					(A) mm	(B) mm	(C) mm			
SPI 1SPSW-S	6.5	10	7	2	500	165	150	55	1/4	8202 0508 71
SPI 1SPSW-M	6.5	10	5	4	500	330	150	55	1/4	8202 0508 73
SPI 2SPSW-S	8	12	13	2	500	130	150	70	3/8	8202 0508 75
SPI 2SPSW-M	8	12	10	4	500	270	150	70	3/8	8202 0508 77
SPI 2SPSW-L	8	12	9	6	500	435	150	70	3/8	8202 0508 79
SPI 2SPSW-XL	8	12	6	8	500	600	150	70	3/8	8202 0508 81
SPI 3SP-S	11	16	25	2	500	185	150	98	3/8	8202 0508 82
SPI 3SP-M	11	16	22	4	500	250	150	98	3/8	8202 0508 84
SPI 3SP-L	11	16	17	6	500	390	150	98	3/8	8202 0508 86
SPI 3SP-XL	11	16	13	8	500	550	150	98	3/8	8202 0508 88
SPI 4SP-XXL	13	19	21	10	500	850	500	115	3/8	8202 0508 90



SWIVEL CONNECTORS

Model	Max rec. air flow ^a		Thread		Weight g	Length mm	Dia mm	Ordering No.
	l/s	cfm	Inlet female in	Outlet male in				
MultiFlex 1/8" BSP	12	25	1/8	1/8	73	66.2	24	8202 1350 18
MultiFlex 1/4" BSP	12	25	1/4	1/4	73	66.2	24	8202 1350 20
MultiFlex 3/8" BSP	32	68	3/8	3/8	130	80.6	29.5	8202 1350 22
MultiFlex 1/2" BSP	32	68	1/2	1/2	125	80.6	29.5	8202 1350 24
MultiFlex 1/8" BSP ^b	12	25	1/8	1/8	76	66.2	27	8202 1350 40
MultiFlex 1/4" BSP ^b	12	25	1/4	1/4	76	66.2	27	8202 1350 41
MultiFlex 1/2" BSP ^c	54	114	1/2	1/2	326	98.3	39	8202 1350 60

^a The pressure drop will be 0.2 bar at an inlet pressure of 6 bar.

^b With cover.
^c HIGH FLOW.



Hose Reels



HM FLEX L



HM LIGHT



HM OPEN XL

Model	Hose length mm	Hose type	Hose inside diameter		Connection inlet hose inside dia (cut of hose) mm	Connection distribution hose BSP	Economical air flow (at 0.2 bar pressure drop) l/s	Max air flow capacity (at 0.5 bar pressure drop) l/s	Weight kg	Ordering No.
			mm	in						
HM Light 8-8	8	PVC/PUR	8	5/16	10	1/4	4	7	3	8202 1183 30
HM Light 8-12	12	PVC/PUR	8	5/16	10	1/4	3	5	5	8202 1183 31
HM Light 10-10	10	PVC/PUR	10	3/8	10	3/8	6	10	5	8202 1183 32
HM Open 10-15	15	Rubber	10	3/8	12.5	3/8	5	9	11	8202 1183 33
HM Open 10-20	20	Rubber	10	3/8	12.5	3/8	5	7	14	8202 1183 34
HM Open 12-10	10	Rubber	12.5	1/2	12.5	1/2	13	22	12	8202 1183 35
HM Open 12-15	10	Rubber	12.5	1/2	12.5	1/2	11	17	13	8202 1183 36
HM Open XL 12-20	20	Rubber	12.5	1/2	12.5	1/2	8	14	27	8202 1183 37
HM Open XL 12-30	30	Rubber	12.5	1/2	12.5	1/2	8	12	28	8202 1183 38
HM Open XL 19-15	15	Rubber	19	3/4	19	3/4	27	44	28	8202 1183 39
HM Open XL 25-10	10	Rubber	25	1	25	1	60	95	30	8202 1183 40

Model	Hose length mm	Hose type	Hose inside dia		Connection inlet BSP male	Connection distribution hose BSP male	Air flow l/s	Weight kg	Ordering No.
			mm	in					
HM Flex L	10	Rubber	12,5	1/2	1/2	1/2	22	16	8202 1181 56

Max working pressure 15 bar on all models.

Pivoting brackets for HM OPEN and HM OPEN XL models needs to be ordered separately



HM OPEN

BLOW GUNS BG-SERIES

Model	Version	Working pressure bar	Air flow l/s	Weight		Air inlet thread BSP	Ordering No.
				kg	lb		
BG 2603-HF	Long tube, high flow	6.3	7.5	0.13	0.29	1/4	8202 1006 04
BG 2604-SHF	Short tube	6.3	4.3	0.12	0.26	1/4	8202 1006 05
BG 2605-STSS	Short tube, star tip	6.3	6.6	0.12	0.26	1/4	8202 1006 06
BG 2606-ST	Long tube, star tip, silencer	6.3	6.3	0.14	0.31	1/4	8202 1006 07



Vibration and Noise Emission Values

Assembly tools

Model	Vibration total value (3 axes value) according to ISO 28927-2 Valid from 2010		Sound pressure levels and sound power levels ^a according to ISO 15744		Model	Vibration total value (3 axes value) according to ISO 28927-2 Valid from 2010		Sound pressure levels and sound power levels ^a according to ISO 15744	
	Value 3-axes m/s ²	Uncertainty m/s ²	Sound pressure dB(A)	Sound power dB(A)		Value 3-axes m/s ²	Uncertainty m/s ²	Sound pressure dB(A)	Sound power dB(A)
Pneumatic screwdrivers					Impact Wrenches				
Pistol grip					Pistol grip				
Shut-off					Non shut-off				
LUM22 HR	<2.5	-	78	-	LMS08 HR	<2.5	-	85	96
LUM32 HR	<2.5	-	77	-	LMS18 HR	5.3	1.5	90	101
LUM12 HRX	<2.5	-	74	-	LMS28 HR	5.2	1.3	92	103
LUM22 HRX	<2.5	-	78	-	LMS38 HR	3.5	1.5	88	99
LUM10 HRX	<2.5	-	72	-	LMS48 HR	5.0	1.4	89	100
LUM12 HRF	<2.5	-	<70	-	LMS58 HR	5.5	1.6	92	103
Straight					Straight				
Shut-off					Non shut-off				
LUM02 PR	<2.5	-	71	-	LMS08 SR	5.6	2.4	85	96
LUM10 PR	<2.5	-	<70	-	LMS68 GIR/GOR	8.1	2.8	98	109
LUM12 PR	<2.5	-	75	-	LMS88 GIR/GOR	4.8	2.0	100	111
LUM22 PR	<2.5	-	75	-					
LUM12 SR	<2.5	-	75	-					
LUM22 SR	<2.5	-	78	-					
Angle					Hydraulic impulse nutrunners				
Shut-off					Pistol grip				
LTV009	<2.5	-	75	-	Shut-off				
LTV18	<2.5	-	71	-	EP3PTX5 HR42	<2.5	-	76	-
Pistol grip					EP4PTX9 HR42	<2.5	-	<70	-
Direct drive					EP4PTX9 HR10	<2.5	-	<70	-
LUD12 HRX	<2.5	-	74	-	EP5PTX17 HR42	<2.5	-	74	-
LUD22 HR	<2.5	-	76	-	EP5PTX19 HR10	<2.5	-	73	-
LUF34 HRD	<2.5	-	79	-	EP6PTX28 HR42	3.0	1.0	77	-
COMBI22	<2.5	-	76	-	EP6PTX32 HR10	<2.5	-	75	-
COMBI34	<2.5	-	79	-	EP7PTX55 HR10	4.2	0.8	79	-
Slip clutch^b					EP8PTX70 HR10	3.5	1.0	80	-
Pistol grip					EP9PTX80 HR13	5.6	0.8	82	93
TWIST12 HRF	<2.5	-	80	-	EP11PTX120 HR13	5.4	1.2	83	94
TWIST12 HRX	<2.5	-	80	-	EP13PTX150 HR13	4.7	0.7	85	96
TWIST22 HR	<2.5	-	86	97	EP15PTX250 HR20	6.5	0.4	88	99
TWIST22 HRX	<2.5	-	86	97	EP19PTX450 HR20	8.2	1.0	88	99
TWIST HRF	<2.5	-	80	-	EP5PTS12 HR42	4.3	0.7	75	-
LUF34 HR	<2.5	-	81	92	EP5PTS14 HR10	2.8	0.8	73	-
Straight					EP6PTS20 HR42	3.4	0.5	76	-
TWIST12 SR3	<2.5	-	85	96	EP6PTS22 HR10	2.9	0.7	77	-
TWIST12 SR4	<2.5	-	85	96	EP7PTS30 HR42	5.9	0.9	78	-
TWIST22 PR	<2.5	-	86	97	EP7PTS35 HR10	4.3	0.8	76	-
TWIST22 SR6	<2.5	-	86	97	EP8PTS40 HR42	5.7	0.7	79	-
TWIST22 SR10	<2.5	-	86	97	EP8PTS55 HR10	4.6	1.5	76	-
Angle					EP10PTS90 HR13	4.8	0.9	80	-
TWIST VR07	<2.5	-	81	92	EP12PTS150 HR13	4.7	0.6	82	93
TWIST VR13	<2.5	-	82	93	EP14PTS250 HR20	6.3	1.0	85	96
					EP18PTS410 HR20	7.1	0.8	87	98
					EP7PTS35 HRF10	4.3	0.8	76	-
					EP8PTS55 HRF10	4.6	1.5	76	-
					EP10PTS90 HRF13	4.8	0.9	80	-

^a The uncertainty in the sound levels is 3 dB(A).

^b 1-axis value measured with clutch slipping.

Continued....

Vibration and Noise Emission Values

Assembly tools

Model	Vibration total value (3 axes value) according to ISO 28927-2 Valid from 2010		Sound pressure levels and sound power levels ^a according to ISO 15744		Model	Vibration total value (3 axes value) according to ISO 28927-2 Valid from 2010		Sound pressure levels and sound power levels ^a according to ISO 15744																																																																																																																																																																																																																		
	Value 3-axes m/s ²	Uncertainty m/s ²	Sound pressure dB(A)	Sound power dB(A)		Value 3-axes m/s ²	Uncertainty m/s ²	Sound pressure dB(A)	Sound power dB(A)																																																																																																																																																																																																																	
Hydraulic impulse nutrunners					Monitoring impulse nutrunners																																																																																																																																																																																																																					
Pistol grip					Pistol grip																																																																																																																																																																																																																					
Non shut-off					EPP6C40 HR	<2.5	-	78	-																																																																																																																																																																																																																	
EP5XS HR42	<2.5	-	78	-	EPP8C55 HR	3.4	0.8	81	92																																																																																																																																																																																																																	
EP6XS HR42	3.0	0.5	81	92	EPP10C90 HR	3.3	0.9	83	94																																																																																																																																																																																																																	
EP6XS HR10	<2.5	-	79	-	EPP11C110 HR	3.5	0.9	82	93																																																																																																																																																																																																																	
EP6PS HR42	3.7	0.5	81	92	EPP13C150 HR	3.8	0.9	87	98																																																																																																																																																																																																																	
EP6PS HR10	3.1	0.7	79	-	EPP15C250 HR	4.9	1.5	88	99																																																																																																																																																																																																																	
EP8PS HR10	4.1	1.2	82	93	EPP19C400 HR	5.6	1.0	86	97																																																																																																																																																																																																																	
EP7XS HR42	2.7	0.7	80	-	<table border="1"> <thead> <tr> <th rowspan="2">Model</th> <th colspan="2">Vibration total value (3 axes value) according to ISO 28927-2 Valid from 2010</th> <th colspan="2">Sound pressure levels and sound power levels ^a according to ISO 15744</th> </tr> <tr> <th>Value 3-axes m/s²</th> <th>Uncertainty m/s²</th> <th>Sound pressure dB(A)</th> <th>Sound power dB(A)</th> </tr> </thead> <tbody> <tr> <td colspan="5">Pneumatic nutrunners</td> </tr> <tr> <td colspan="5">Angle</td> </tr> <tr> <td>LTV29-2 R</td> <td><2.5</td> <td>-</td> <td>80</td> <td>-</td> </tr> <tr> <td>LTV39-2 R</td> <td><2.5</td> <td>-</td> <td>81</td> <td>92</td> </tr> <tr> <td>LTV28 R</td> <td><2.5</td> <td>-</td> <td>76</td> <td>-</td> </tr> <tr> <td>LTV38 R</td> <td><2.5</td> <td>-</td> <td>82</td> <td>93</td> </tr> <tr> <td>LTV48 R</td> <td><2.5</td> <td>-</td> <td>84</td> <td>95</td> </tr> <tr> <td>LTV69 R</td> <td><2.5</td> <td>-</td> <td>80</td> <td>-</td> </tr> <tr> <td>LTV69 N</td> <td><2.5</td> <td>-</td> <td>80</td> <td>-</td> </tr> <tr> <td>LMV28 R</td> <td><2.5</td> <td>-</td> <td>76</td> <td>-</td> </tr> <tr> <td>LMV28 N</td> <td><2.5</td> <td>-</td> <td>76</td> <td>-</td> </tr> <tr> <td>LMK22</td> <td><2.5</td> <td>-</td> <td>90</td> <td>101</td> </tr> <tr> <td>LMK33</td> <td><2.5</td> <td>-</td> <td>90</td> <td>101</td> </tr> <tr> <td colspan="5">Straight</td> </tr> <tr> <td colspan="5">Shut-off</td> </tr> <tr> <td>LTD28 N</td> <td>b</td> <td>-</td> <td>76</td> <td>-</td> </tr> <tr> <td>LTD38 N</td> <td>b</td> <td>-</td> <td>78</td> <td>-</td> </tr> <tr> <td>LTD28 R</td> <td>b</td> <td>-</td> <td>76</td> <td>-</td> </tr> <tr> <td>LTD38 R</td> <td>b</td> <td>-</td> <td>80</td> <td>91</td> </tr> <tr> <td>LTD48 R</td> <td>b</td> <td>-</td> <td>84</td> <td>95</td> </tr> <tr> <td>LTD61 H</td> <td>b</td> <td>-</td> <td>77</td> <td>-</td> </tr> <tr> <td>LMD61 H</td> <td>b</td> <td>-</td> <td>78</td> <td>-</td> </tr> <tr> <td colspan="5">Pistol grip</td> </tr> <tr> <td>LTP61 PH</td> <td><2.5</td> <td>-</td> <td>80</td> <td>-</td> </tr> <tr> <td>LTP61 H</td> <td><2.5</td> <td>-</td> <td>80</td> <td>-</td> </tr> <tr> <td>LTP61 HR</td> <td><2.5</td> <td>-</td> <td>80</td> <td>-</td> </tr> <tr> <td>LMP61 H</td> <td><2.5</td> <td>-</td> <td>80</td> <td>-</td> </tr> <tr> <td>LMP61 HR</td> <td><2.5</td> <td>-</td> <td>80</td> <td>-</td> </tr> <tr> <td>LMP24 H</td> <td><2.5</td> <td>-</td> <td>78</td> <td>-</td> </tr> <tr> <td>LMP24 HR</td> <td><2.5</td> <td>-</td> <td>79</td> <td>-</td> </tr> <tr> <td colspan="5">Open end</td> </tr> <tr> <td>LTO28 R</td> <td><2.5</td> <td>-</td> <td>76</td> <td>-</td> </tr> <tr> <td>LTO38 R</td> <td><2.5</td> <td>-</td> <td>82</td> <td>93</td> </tr> <tr> <td colspan="5">Crowfoot</td> </tr> <tr> <td>LTC009 R</td> <td><2.5</td> <td>-</td> <td>75</td> <td>-</td> </tr> <tr> <td>LTC28 R</td> <td><2.5</td> <td>-</td> <td>76</td> <td>-</td> </tr> <tr> <td>LTC29-2 R</td> <td><2.5</td> <td>-</td> <td>80</td> <td>-</td> </tr> <tr> <td>LTC38 R</td> <td><2.5</td> <td>-</td> <td>78</td> <td>-</td> </tr> <tr> <td>LTC39-2 R</td> <td><2.5</td> <td>-</td> <td>81</td> <td>92</td> </tr> <tr> <td>LTC48 R</td> <td><2.5</td> <td>-</td> <td>84</td> <td>95</td> </tr> </tbody> </table>					Model	Vibration total value (3 axes value) according to ISO 28927-2 Valid from 2010		Sound pressure levels and sound power levels ^a according to ISO 15744		Value 3-axes m/s ²	Uncertainty m/s ²	Sound pressure dB(A)	Sound power dB(A)	Pneumatic nutrunners					Angle					LTV29-2 R	<2.5	-	80	-	LTV39-2 R	<2.5	-	81	92	LTV28 R	<2.5	-	76	-	LTV38 R	<2.5	-	82	93	LTV48 R	<2.5	-	84	95	LTV69 R	<2.5	-	80	-	LTV69 N	<2.5	-	80	-	LMV28 R	<2.5	-	76	-	LMV28 N	<2.5	-	76	-	LMK22	<2.5	-	90	101	LMK33	<2.5	-	90	101	Straight					Shut-off					LTD28 N	b	-	76	-	LTD38 N	b	-	78	-	LTD28 R	b	-	76	-	LTD38 R	b	-	80	91	LTD48 R	b	-	84	95	LTD61 H	b	-	77	-	LMD61 H	b	-	78	-	Pistol grip					LTP61 PH	<2.5	-	80	-	LTP61 H	<2.5	-	80	-	LTP61 HR	<2.5	-	80	-	LMP61 H	<2.5	-	80	-	LMP61 HR	<2.5	-	80	-	LMP24 H	<2.5	-	78	-	LMP24 HR	<2.5	-	79	-	Open end					LTO28 R	<2.5	-	76	-	LTO38 R	<2.5	-	82	93	Crowfoot					LTC009 R	<2.5	-	75	-	LTC28 R	<2.5	-	76	-	LTC29-2 R	<2.5	-	80	-	LTC38 R	<2.5	-	78	-	LTC39-2 R	<2.5	-	81	92	LTC48 R	<2.5	-	84	95
Model	Vibration total value (3 axes value) according to ISO 28927-2 Valid from 2010		Sound pressure levels and sound power levels ^a according to ISO 15744																																																																																																																																																																																																																							
	Value 3-axes m/s ²	Uncertainty m/s ²	Sound pressure dB(A)	Sound power dB(A)																																																																																																																																																																																																																						
Pneumatic nutrunners																																																																																																																																																																																																																										
Angle																																																																																																																																																																																																																										
LTV29-2 R	<2.5	-	80	-																																																																																																																																																																																																																						
LTV39-2 R	<2.5	-	81	92																																																																																																																																																																																																																						
LTV28 R	<2.5	-	76	-																																																																																																																																																																																																																						
LTV38 R	<2.5	-	82	93																																																																																																																																																																																																																						
LTV48 R	<2.5	-	84	95																																																																																																																																																																																																																						
LTV69 R	<2.5	-	80	-																																																																																																																																																																																																																						
LTV69 N	<2.5	-	80	-																																																																																																																																																																																																																						
LMV28 R	<2.5	-	76	-																																																																																																																																																																																																																						
LMV28 N	<2.5	-	76	-																																																																																																																																																																																																																						
LMK22	<2.5	-	90	101																																																																																																																																																																																																																						
LMK33	<2.5	-	90	101																																																																																																																																																																																																																						
Straight																																																																																																																																																																																																																										
Shut-off																																																																																																																																																																																																																										
LTD28 N	b	-	76	-																																																																																																																																																																																																																						
LTD38 N	b	-	78	-																																																																																																																																																																																																																						
LTD28 R	b	-	76	-																																																																																																																																																																																																																						
LTD38 R	b	-	80	91																																																																																																																																																																																																																						
LTD48 R	b	-	84	95																																																																																																																																																																																																																						
LTD61 H	b	-	77	-																																																																																																																																																																																																																						
LMD61 H	b	-	78	-																																																																																																																																																																																																																						
Pistol grip																																																																																																																																																																																																																										
LTP61 PH	<2.5	-	80	-																																																																																																																																																																																																																						
LTP61 H	<2.5	-	80	-																																																																																																																																																																																																																						
LTP61 HR	<2.5	-	80	-																																																																																																																																																																																																																						
LMP61 H	<2.5	-	80	-																																																																																																																																																																																																																						
LMP61 HR	<2.5	-	80	-																																																																																																																																																																																																																						
LMP24 H	<2.5	-	78	-																																																																																																																																																																																																																						
LMP24 HR	<2.5	-	79	-																																																																																																																																																																																																																						
Open end																																																																																																																																																																																																																										
LTO28 R	<2.5	-	76	-																																																																																																																																																																																																																						
LTO38 R	<2.5	-	82	93																																																																																																																																																																																																																						
Crowfoot																																																																																																																																																																																																																										
LTC009 R	<2.5	-	75	-																																																																																																																																																																																																																						
LTC28 R	<2.5	-	76	-																																																																																																																																																																																																																						
LTC29-2 R	<2.5	-	80	-																																																																																																																																																																																																																						
LTC38 R	<2.5	-	78	-																																																																																																																																																																																																																						
LTC39-2 R	<2.5	-	81	92																																																																																																																																																																																																																						
LTC48 R	<2.5	-	84	95																																																																																																																																																																																																																						
EP7XS HR10	2.8	1.0	79	-	<table border="1"> <thead> <tr> <th rowspan="2">Model</th> <th colspan="2">Vibration total value (3 axes value) according to ISO 28927-2 Valid from 2010</th> <th colspan="2">Sound pressure levels and sound power levels ^a according to ISO 15744</th> </tr> <tr> <th>Value 3-axes m/s²</th> <th>Uncertainty m/s²</th> <th>Sound pressure dB(A)</th> <th>Sound power dB(A)</th> </tr> </thead> <tbody> <tr> <td colspan="5">Hydraulic impulse nutrunners</td> </tr> <tr> <td colspan="5">Straight</td> </tr> <tr> <td colspan="5">Shut-off</td> </tr> <tr> <td>EP3PTX5 SR42</td> <td>5.7</td> <td>1.2</td> <td>76</td> <td>-</td> </tr> <tr> <td>EP4PTX9 SR42</td> <td>7.1</td> <td>1.6</td> <td>77</td> <td>-</td> </tr> <tr> <td>EP4PTX9 SR10</td> <td>4.0</td> <td>1.4</td> <td>77</td> <td>-</td> </tr> <tr> <td>EP5PTX14 SR42</td> <td>6.5</td> <td>2.1</td> <td>78</td> <td>-</td> </tr> <tr> <td>EP5PTX15 SR10</td> <td>4.6</td> <td>0.8</td> <td>78</td> <td>-</td> </tr> <tr> <td>EP6PTX18 SR42</td> <td>8.4</td> <td>1.2</td> <td>81</td> <td>92</td> </tr> <tr> <td>EP6PTX19 SR10</td> <td>6.2</td> <td>1.4</td> <td>81</td> <td>92</td> </tr> <tr> <td>EP7PTX28 SR42</td> <td>11.5</td> <td>2.4</td> <td>78</td> <td>-</td> </tr> <tr> <td>EP7PTX31 SR10</td> <td>7.8</td> <td>1.8</td> <td>79</td> <td>-</td> </tr> <tr> <td>EP8PTX38 SR42</td> <td>11.5</td> <td>5.5</td> <td>80</td> <td>-</td> </tr> <tr> <td>EP8PTX45 SR10</td> <td>7.0</td> <td>1.2</td> <td>81</td> <td>92</td> </tr> <tr> <td>EP25PTX GR25</td> <td>9.4</td> <td>2.6</td> <td>86</td> <td>97</td> </tr> <tr> <td colspan="5">Non shut-off</td> </tr> <tr> <td>EP6XS SR42</td> <td>5.1</td> <td>1.7</td> <td>80</td> <td>-</td> </tr> <tr> <td>EP6XS SR10</td> <td>6.0</td> <td>2.2</td> <td>82</td> <td>93</td> </tr> <tr> <td>EP7XS SR42</td> <td>6.4</td> <td>1.4</td> <td>79</td> <td>-</td> </tr> <tr> <td>EP7XS SR10</td> <td>6.7</td> <td>1.5</td> <td>78</td> <td>-</td> </tr> <tr> <td>EP8XS SR42</td> <td>6.9</td> <td>0.8</td> <td>81</td> <td>92</td> </tr> <tr> <td>EP8XS SR10</td> <td>9.5</td> <td>2.2</td> <td>81</td> <td>92</td> </tr> </tbody> </table>					Model	Vibration total value (3 axes value) according to ISO 28927-2 Valid from 2010		Sound pressure levels and sound power levels ^a according to ISO 15744		Value 3-axes m/s ²	Uncertainty m/s ²	Sound pressure dB(A)	Sound power dB(A)	Hydraulic impulse nutrunners					Straight					Shut-off					EP3PTX5 SR42	5.7	1.2	76	-	EP4PTX9 SR42	7.1	1.6	77	-	EP4PTX9 SR10	4.0	1.4	77	-	EP5PTX14 SR42	6.5	2.1	78	-	EP5PTX15 SR10	4.6	0.8	78	-	EP6PTX18 SR42	8.4	1.2	81	92	EP6PTX19 SR10	6.2	1.4	81	92	EP7PTX28 SR42	11.5	2.4	78	-	EP7PTX31 SR10	7.8	1.8	79	-	EP8PTX38 SR42	11.5	5.5	80	-	EP8PTX45 SR10	7.0	1.2	81	92	EP25PTX GR25	9.4	2.6	86	97	Non shut-off					EP6XS SR42	5.1	1.7	80	-	EP6XS SR10	6.0	2.2	82	93	EP7XS SR42	6.4	1.4	79	-	EP7XS SR10	6.7	1.5	78	-	EP8XS SR42	6.9	0.8	81	92	EP8XS SR10	9.5	2.2	81	92																																																																																										
Model	Vibration total value (3 axes value) according to ISO 28927-2 Valid from 2010		Sound pressure levels and sound power levels ^a according to ISO 15744																																																																																																																																																																																																																							
	Value 3-axes m/s ²	Uncertainty m/s ²	Sound pressure dB(A)	Sound power dB(A)																																																																																																																																																																																																																						
Hydraulic impulse nutrunners																																																																																																																																																																																																																										
Straight																																																																																																																																																																																																																										
Shut-off																																																																																																																																																																																																																										
EP3PTX5 SR42	5.7	1.2	76	-																																																																																																																																																																																																																						
EP4PTX9 SR42	7.1	1.6	77	-																																																																																																																																																																																																																						
EP4PTX9 SR10	4.0	1.4	77	-																																																																																																																																																																																																																						
EP5PTX14 SR42	6.5	2.1	78	-																																																																																																																																																																																																																						
EP5PTX15 SR10	4.6	0.8	78	-																																																																																																																																																																																																																						
EP6PTX18 SR42	8.4	1.2	81	92																																																																																																																																																																																																																						
EP6PTX19 SR10	6.2	1.4	81	92																																																																																																																																																																																																																						
EP7PTX28 SR42	11.5	2.4	78	-																																																																																																																																																																																																																						
EP7PTX31 SR10	7.8	1.8	79	-																																																																																																																																																																																																																						
EP8PTX38 SR42	11.5	5.5	80	-																																																																																																																																																																																																																						
EP8PTX45 SR10	7.0	1.2	81	92																																																																																																																																																																																																																						
EP25PTX GR25	9.4	2.6	86	97																																																																																																																																																																																																																						
Non shut-off																																																																																																																																																																																																																										
EP6XS SR42	5.1	1.7	80	-																																																																																																																																																																																																																						
EP6XS SR10	6.0	2.2	82	93																																																																																																																																																																																																																						
EP7XS SR42	6.4	1.4	79	-																																																																																																																																																																																																																						
EP7XS SR10	6.7	1.5	78	-																																																																																																																																																																																																																						
EP8XS SR42	6.9	0.8	81	92																																																																																																																																																																																																																						
EP8XS SR10	9.5	2.2	81	92																																																																																																																																																																																																																						

^a The uncertainty in the sound levels is 3 dB(A).

Vibration and Noise Emission Values

Assembly tools

Model	Vibration total value (3 axes value) according to ISO 28927-2 Valid from 2010		Sound pressure levels and sound power levels ^a according to ISO 15744	
	Value 3-axes m/s ²	Uncertainty m/s ²	Sound pressure dB(A)	Sound power dB(A)
Battery screwdrivers/nutrunner				
BCP BL	<2.5	-	<70	-
BCV	<2.5	-	<70	-
Tensor SB				
ETV SB	<2.5	-	<70	-
ETP SB	<2.5	-	<70	-
Tensor STB				
ETV STB	<2.5	-	<70	-
ETP STB	<2.5	-	<70	-
ETC STB	<2.5	-	<70	-
ETO STB	<2.5	-	<70	-
Electric screwdrivers				
EBL				
EBL	<2.5	-	<70	-
Micro Torque				
ETF MT	b	-	<70	-
ETD M	<2.5	-	<70	-
ETF M	b	-	<70	-
Tensor DL				
ETD DL	<2.5	-	<70	-
ETV DL	<2.5	-	<70	-
ETP DL	<2.5	-	<70	-
ETF DL	b	-	<70	-
Tensor SL				
ETD SL	<2.5	-	<70	-
ETV SL	<2.5	-	<70	-
ETP SL	<2.5	-	<70	-
ETF SL	b	-	<70	-
Electric nutrunners				
Tensor ES				
ETV ES	<2.5	-	<70	-
ETD ES	<2.5	-	<70	-
Tensor DS				
ETV DS	<2.5	-	<70	-
ETD DS	b	-	<70	-
ETP DS	<2.5	-	<70	-
ETC DS	<2.5	-	<70	-
ETO DS	<2.5	-	<70	-
Tensor ST				
ETV ST	<2.5	-	<70	-
ETD ST	b	-	<70	-
ETP ST	<2.5	-	<70	-
ETC ST	<2.5	-	<70	-
ETO ST	<2.5	-	<70	-
Tensor SR/STR				
ETV SR	<2.5	-	<70	-
ETD SR	<2.5	-	<70	-
ETP STR	<2.5	-	<70	-

^a The uncertainty in the sound levels is 3 dB(A).

^b Tools for fixtured applications have no vibration values.

Material removal tools

Model	Vibration total value (3 axes value) according to ISO 28927-1 Valid from 2010		Sound pressure levels and sound power levels ^a according to ISO 15744	
	Value 3-axes m/s ²	Uncertainty m/s ²	Sound pressure dB(A)	Sound power dB(A)
Grinders				
Turbine grinder				
Angle				
GTG25 F120-13	4.1	1.0	78	-
GTG25 F085-18	3.1	1.3	78	-
GTG40 F085-18	3.5	0.8	84	95
GTG40 F066-23	<2.5	-	84	95
GTG40 S060-C15	3.4	0.8	84	95
Model				
Turbine grinder				
Straight				
GTR40 S085-15	<2.5	-	85	96
GTR40 S072-13	<2.5	-	85	96
GTR40 S060-15	<2.5	-	85	96
GTR40 S060-20	3.3	0.8	85	96
Model				
Turbine grinder				
Straight				
GTR40 S085-15	<2.5	-	85	96
GTR40 S072-13	<2.5	-	85	96
GTR40 S060-15	<2.5	-	85	96
GTR40 S060-20	3.3	0.8	85	96
Model				
Turbine sander				
GTG25 S085	2.9	1.1	78	-
GTG25 S085-M14	2.9	1.1	78	-
GTG40 S060	<2.5	-	84	95
Model				
Grinders				
Die grinder				
Straight				
LSF12 S200-1	3.1	1.9	74	-
LSF12 S250-1	3.0	1.4	78	-
LSF12 S310-1	3.4	1.5	77	-
LSF12 S400-1	3.9	1.8	77	-
LSF19 S200-1	3.4	0.9	<70	-
LSF19 S200-2	3.4	0.9	<70	-
LSF19 S300-1	<2.5	-	73	-
LSF19 S300-2	<2.5	-	73	-

Vibration and Noise Emission Values

Material removal tools

Model	Vibration total value (3 axes value) according to ISO 28927-12 Valid from 2010		Sound pressure levels and sound power levels ^a according to ISO 15744		Model	Vibration total value (3 axes value) according to ISO 28927-4 Valid from 2010		Sound pressure levels and sound power levels ^a according to ISO 15744	
	Value 3-axes m/s ²	Uncertainty m/s ²	Sound pressure dB(A)	Sound power dB(A)		Value 3-axes m/s ²	Uncertainty m/s ²	Sound pressure dB(A)	Sound power dB(A)
Grinders					Grinders				
Die grinder Straight LSF19 S460-1 LSF19 S200E-1 LSF19 S300E-1 LSF19 S300E-1/R LSF19 S460E-1 LSF19 S460E-1/R LSF19 S300-1/R LSF38 S150E-01/R LSF38 S180E-01/R LSF38 S180E-01 LSF38 S250E-01 LSF28 S180 LSF28 S180E LSF28 S250 LSF28 S180-1R LSF28 S180E-1R LSF28 S250-R LSF28 S250E-R LSF28 S250E LSF28 S150E LSF28 ST030E LSF28 ST030 LSF28 S150 LSF28 ST070E LSF28 ST070 LSF28 S120 LSF07 S850 Angle LSV12 S200-1 LSV12 S120-1 LSV19 S200-1 LSV19 S120-1 LSV19 S080-1 LSV18 S080					Straight LSR48 S120-CW LSR48 S090-CW LSR28 S180-05 LSR28 S150-10 LSR28 S110-08 LSR43 S150-10 LSR43 S120-08 LSR43 S090-10 LSR48 S120-08 LSR48 S120-08R LSR48 S120-13 LSR48 S120-10 LSR48 S090-10R LSR64 S100-15 LSR64 S072-13 LSR64 S060-15 LSR28 ST070E-CW LSR43 S072				
					Vibration total value (3 axes value) according to ISO 28927-1 Valid from 2010 Value 3-axes m/s ² Uncertainty m/s ²		Sound pressure levels and sound power levels^a according to ISO 15744 Sound pressure dB(A) Sound power dB(A)		
Grinders Straight LSS53 S085-18 LSS64 S085-18 LSS53 S072-C13 LSS64 S060-C15 LSS64 S060-23 LSS84 S060-23 Angle grinders LSV19 S170-08 LSV28 ST13-10E LSV28 ST12-10 LSV28 ST12-12 LSV28 ST12-13 LSV28 S060-18 LSV38 S12-125 LSV38 ST12-125 LSV38 SA12-125 LSV48 SA120-13 LSV48 SA085-18 LSV48 SA066-23					Vertical grinder LSS53 S085-18 LSS64 S085-18 LSS53 S072-C13 LSS64 S060-C15 LSS64 S060-23 LSS84 S060-23 Angle grinders LSV19 S170-08 LSV28 ST13-10E LSV28 ST12-10 LSV28 ST12-12 LSV28 ST12-13 LSV28 S060-18 LSV38 S12-125 LSV38 ST12-125 LSV38 SA12-125 LSV48 SA120-13 LSV48 SA085-18 LSV48 SA066-23				
					Vibration total value (3 axes value) according to ISO 28927-4 Valid from 2010 Value 3-axes m/s ² Uncertainty m/s ²		Sound pressure levels and sound power levels^a according to ISO 15744 Sound pressure dB(A) Sound power dB(A)		
Grinders					Grinders				
Straight LSR28 S150-CW LSR28 S120-CW LSR38 S180-CW LSR38 S150-CW LSR48 S150-CW					Straight LSR28 S150-CW LSR28 S120-CW LSR38 S180-CW LSR38 S150-CW LSR48 S150-CW				

^a The uncertainty in the sound levels is 3 dB(A).

Vibration and Noise Emission Values

Material removal tools

Model	Vibration total value (3 axes value) according to ISO 28927-3 Valid from 2010		Sound pressure levels and sound power levels ^a according to ISO 15744		Vibration total value (3 axes value) according to ISO 20643 Valid from 2010		Sound pressure levels and sound power levels ^a according to ISO 15744																																																																																																						
	Value 3-axes m/s ²	Uncertainty m/s ²	Sound pressure dB(A)	Sound power dB(A)	Value 3-axes m/s ²	Uncertainty m/s ²	Sound pressure dB(A)	Sound power dB(A)																																																																																																					
Grinders					Grinders																																																																																																								
Angle sanders					Router																																																																																																								
LSV12 S120	3.2	2.0	75	-	LSK37 S250-DS1	<2.5	-	79	-																																																																																																				
LSV12 S200	4.3	2.1	78	-	LSK37 S250-DS2	<2.5	-	79	-																																																																																																				
LSV19 S200	<2.5	-	75	-	LSK38 S250 Do	<2.5	-	89	100																																																																																																				
LSV19 S120	<2.5	-	75	-	LSK38 S180 Do	<2.5	-	84	95																																																																																																				
LSV19 S080	<2.5	-	73	-	<table border="1"> <thead> <tr> <th colspan="2">Vibration total value (3 axes value) according to ISO 28927-8 Valid from 2010</th> <th colspan="2">Sound pressure levels and sound power levels^a according to ISO 15744</th> </tr> <tr> <th>Value 3-axes m/s²</th> <th>Uncertainty m/s²</th> <th>Sound pressure dB(A)</th> <th>Sound power dB(A)</th> </tr> </thead> <tbody> <tr> <td><2.5</td> <td>-</td> <td>77</td> <td>-</td> </tr> <tr> <td><2.5</td> <td>-</td> <td>77</td> <td>-</td> </tr> <tr> <td><2.5</td> <td>-</td> <td>78</td> <td>-</td> </tr> <tr> <td><2.5</td> <td>-</td> <td>86</td> <td>97</td> </tr> <tr> <td><2.5</td> <td>-</td> <td>74</td> <td>-</td> </tr> <tr> <td><2.5</td> <td>-</td> <td>74</td> <td>-</td> </tr> <tr> <td><2.5</td> <td>-</td> <td>75</td> <td>-</td> </tr> <tr> <td><2.5</td> <td>-</td> <td>78</td> <td>-</td> </tr> <tr> <td><2.5</td> <td>-</td> <td>77</td> <td>-</td> </tr> <tr> <td><2.5</td> <td>-</td> <td>77</td> <td>-</td> </tr> <tr> <td><2.5</td> <td>-</td> <td>85</td> <td>96</td> </tr> <tr> <td><2.5</td> <td>-</td> <td>85</td> <td>96</td> </tr> <tr> <td><2.5</td> <td>-</td> <td>82</td> <td>93</td> </tr> <tr> <td><2.5</td> <td>-</td> <td>82</td> <td>93</td> </tr> <tr> <td><2.5</td> <td>-</td> <td>82</td> <td>93</td> </tr> <tr> <td><2.5</td> <td>-</td> <td>85</td> <td>96</td> </tr> <tr> <td><2.5</td> <td>-</td> <td>85</td> <td>96</td> </tr> <tr> <td><2.5</td> <td>-</td> <td>89</td> <td>100</td> </tr> <tr> <td><2.5</td> <td>-</td> <td>89</td> <td>100</td> </tr> <tr> <td><2.5</td> <td>-</td> <td>89</td> <td>100</td> </tr> <tr> <td><2.5</td> <td>-</td> <td>85</td> <td>96</td> </tr> <tr> <td><2.5</td> <td>-</td> <td>85</td> <td>96</td> </tr> <tr> <td><2.5</td> <td>-</td> <td>82</td> <td>93</td> </tr> </tbody> </table>					Vibration total value (3 axes value) according to ISO 28927-8 Valid from 2010		Sound pressure levels and sound power levels ^a according to ISO 15744		Value 3-axes m/s ²	Uncertainty m/s ²	Sound pressure dB(A)	Sound power dB(A)	<2.5	-	77	-	<2.5	-	77	-	<2.5	-	78	-	<2.5	-	86	97	<2.5	-	74	-	<2.5	-	74	-	<2.5	-	75	-	<2.5	-	78	-	<2.5	-	77	-	<2.5	-	77	-	<2.5	-	85	96	<2.5	-	85	96	<2.5	-	82	93	<2.5	-	82	93	<2.5	-	82	93	<2.5	-	85	96	<2.5	-	85	96	<2.5	-	89	100	<2.5	-	89	100	<2.5	-	89	100	<2.5	-	85	96	<2.5	-	85	96	<2.5	-	82	93
Vibration total value (3 axes value) according to ISO 28927-8 Valid from 2010		Sound pressure levels and sound power levels ^a according to ISO 15744																																																																																																											
Value 3-axes m/s ²	Uncertainty m/s ²	Sound pressure dB(A)	Sound power dB(A)																																																																																																										
<2.5	-	77	-																																																																																																										
<2.5	-	77	-																																																																																																										
<2.5	-	78	-																																																																																																										
<2.5	-	86	97																																																																																																										
<2.5	-	74	-																																																																																																										
<2.5	-	74	-																																																																																																										
<2.5	-	75	-																																																																																																										
<2.5	-	78	-																																																																																																										
<2.5	-	77	-																																																																																																										
<2.5	-	77	-																																																																																																										
<2.5	-	85	96																																																																																																										
<2.5	-	85	96																																																																																																										
<2.5	-	82	93																																																																																																										
<2.5	-	82	93																																																																																																										
<2.5	-	82	93																																																																																																										
<2.5	-	85	96																																																																																																										
<2.5	-	85	96																																																																																																										
<2.5	-	89	100																																																																																																										
<2.5	-	89	100																																																																																																										
<2.5	-	89	100																																																																																																										
<2.5	-	85	96																																																																																																										
<2.5	-	85	96																																																																																																										
<2.5	-	82	93																																																																																																										
LSV28 S060	<2.5	-	77	-	Circular cutters																																																																																																								
LSV28 S060-M14	<2.5	-	77	-	LCS10	2.6	0.9	92	103																																																																																																				
LSV28 S040	<2.5	-	78	-	LCS38 S150-D	<2.5	-	86	97																																																																																																				
LSV28 ST034	<2.5	-	86	97	<table border="1"> <thead> <tr> <th colspan="2">Vibration total value (3 axes value) according to ISO 28927-10 Valid from 2010</th> <th colspan="2">Sound pressure levels and sound power levels^a according to ISO 15744</th> </tr> <tr> <th>Value 3-axes m/s²</th> <th>Uncertainty m/s²</th> <th>Sound pressure dB(A)</th> <th>Sound power dB(A)</th> </tr> </thead> <tbody> <tr> <td><2.5</td> <td>-</td> <td>89</td> <td>100</td> </tr> <tr> <td><2.5</td> <td>-</td> <td>89</td> <td>100</td> </tr> <tr> <td><2.5</td> <td>-</td> <td>89</td> <td>100</td> </tr> <tr> <td><2.5</td> <td>-</td> <td>85</td> <td>96</td> </tr> <tr> <td><2.5</td> <td>-</td> <td>85</td> <td>96</td> </tr> </tbody> </table>					Vibration total value (3 axes value) according to ISO 28927-10 Valid from 2010		Sound pressure levels and sound power levels ^a according to ISO 15744		Value 3-axes m/s ²	Uncertainty m/s ²	Sound pressure dB(A)	Sound power dB(A)	<2.5	-	89	100	<2.5	-	89	100	<2.5	-	89	100	<2.5	-	85	96	<2.5	-	85	96																																																																								
Vibration total value (3 axes value) according to ISO 28927-10 Valid from 2010		Sound pressure levels and sound power levels ^a according to ISO 15744																																																																																																											
Value 3-axes m/s ²	Uncertainty m/s ²	Sound pressure dB(A)	Sound power dB(A)																																																																																																										
<2.5	-	89	100																																																																																																										
<2.5	-	89	100																																																																																																										
<2.5	-	89	100																																																																																																										
<2.5	-	85	96																																																																																																										
<2.5	-	85	96																																																																																																										
LSV28 S021	<2.5	-	74	-	Model																																																																																																								
LSV28 S021-M14	<2.5	-	74	-	Grinders																																																																																																								
LSV28 ST008-01 LF	<2.5	-	75	-	Circular cutters																																																																																																								
LSV28 S040-01-M14	<2.5	-	78	-	LCS10	2.6	0.9	92	103																																																																																																				
LSV28 ST013-M14-LF	<2.5	-	77	-	LCS38 S150-D	<2.5	-	86	97																																																																																																				
LSV28 ST013-LF	<2.5	-	77	-	<table border="1"> <thead> <tr> <th colspan="2">Vibration total value (3 axes value) according to ISO 28927-10 Valid from 2010</th> <th colspan="2">Sound pressure levels and sound power levels^a according to ISO 15744</th> </tr> <tr> <th>Value 3-axes m/s²</th> <th>Uncertainty m/s²</th> <th>Sound pressure dB(A)</th> <th>Sound power dB(A)</th> </tr> </thead> <tbody> <tr> <td><2.5</td> <td>-</td> <td>89</td> <td>100</td> </tr> <tr> <td><2.5</td> <td>-</td> <td>89</td> <td>100</td> </tr> <tr> <td><2.5</td> <td>-</td> <td>89</td> <td>100</td> </tr> <tr> <td><2.5</td> <td>-</td> <td>85</td> <td>96</td> </tr> <tr> <td><2.5</td> <td>-</td> <td>85</td> <td>96</td> </tr> </tbody> </table>					Vibration total value (3 axes value) according to ISO 28927-10 Valid from 2010		Sound pressure levels and sound power levels ^a according to ISO 15744		Value 3-axes m/s ²	Uncertainty m/s ²	Sound pressure dB(A)	Sound power dB(A)	<2.5	-	89	100	<2.5	-	89	100	<2.5	-	89	100	<2.5	-	85	96	<2.5	-	85	96																																																																								
Vibration total value (3 axes value) according to ISO 28927-10 Valid from 2010		Sound pressure levels and sound power levels ^a according to ISO 15744																																																																																																											
Value 3-axes m/s ²	Uncertainty m/s ²	Sound pressure dB(A)	Sound power dB(A)																																																																																																										
<2.5	-	89	100																																																																																																										
<2.5	-	89	100																																																																																																										
<2.5	-	89	100																																																																																																										
<2.5	-	85	96																																																																																																										
<2.5	-	85	96																																																																																																										
LSV38 S085	<2.5	-	85	96	Model																																																																																																								
LSV38 S085-M14	<2.5	-	85	96	Percussive																																																																																																								
LSV38 S066	<2.5	-	82	93	Chipping hammers																																																																																																								
LSV38 S066-M14	<2.5	-	82	93	Vibration-damped																																																																																																								
LSV38 S066 D	<2.5	-	82	93	RRF21	3.5	0.8	95	106																																																																																																				
LSV38 S085 D	<2.5	-	85	96	RRF31	5.0	1.6	94	105																																																																																																				
LSV48 SA085	<2.5	-	89	100	RRD37	<2.5	-	95	106																																																																																																				
LSV48 SA085-M14	<2.5	-	89	100	RRD57	<2.5	-	96	107																																																																																																				
LSV48 SA066	<2.5	-	89	100	Conventional type																																																																																																								
LSV48 SA066-M14	<2.5	-	89	100	RRC22F	6.1	1.7	99	110																																																																																																				
LSV38 D120	<2.5	-	85	96	RRC34B	7.7	1.3	99	110																																																																																																				
LSV38 D085	<2.5	-	85	96	RRC65B	12.0	1.6	103	114																																																																																																				
LSV38 D066	<2.5	-	82	93	RRC75B	11.5	1.5	102	113																																																																																																				
Vertical sanders					Model																																																																																																								
LSS53 S060	<2.5	-	76	-	Scalers																																																																																																								
Orbital and random orbital sanders					Chipping hammers																																																																																																								
LST30 H090-11	3.4	0.9	82	93	Vibration-damped																																																																																																								
LST30 H090-15	3.2	1.1	82	93	RRF21	3.5	0.8	95	106																																																																																																				
LST30 S090-15	3.3	0.8	82	93	RRF31	5.0	1.6	94	105																																																																																																				
LST31 H090-15	3.4	0.8	84	95	RRD37	<2.5	-	95	106																																																																																																				
LST32 H090-15	3.2	1.1	82	93	RRD57	<2.5	-	96	107																																																																																																				
LST32 S090-15	3.3	0.8	82	93	Conventional type																																																																																																								
LSO30 S070-3	11.0	1.7	81	92	RRC22F	6.1	1.7	99	110																																																																																																				
LSO30 H070-3	11.5	1.6	81	92	RRC34B	7.7	1.3	99	110																																																																																																				
LSO31 S070-3	11.0	1.7	82	93	RRC65B	12.0	1.6	103	114																																																																																																				
LSO31 H070-3	11.0	1.7	82	93	RRC75B	11.5	1.5	102	113																																																																																																				
LSO32 H070-3	7.8	1.3	79	-	Model																																																																																																								
LST20 R350	3.8	1.7	76	-	Scalers																																																																																																								
LST20 R550	4.2	0.9	76	-	RVM07	5.0	1.9	74	-																																																																																																				
LST20 R650	3.8	0.9	76	-	RRC13	11.5	2.7	91	102																																																																																																				
LST20 R325	5.6	2.1	76	-	RRC13N	8.1	1.8	91	102																																																																																																				
LST20 R525	4.2	0.9	76	-	<table border="1"> <thead> <tr> <th colspan="2">Vibration total value (3 axes value) according to ISO 28927-10 Valid from 2010</th> <th colspan="2">Sound pressure levels and sound power levels^a according to ISO 15744</th> </tr> <tr> <th>Value 3-axes m/s²</th> <th>Uncertainty m/s²</th> <th>Sound pressure dB(A)</th> <th>Sound power dB(A)</th> </tr> </thead> <tbody> <tr> <td><2.5</td> <td>-</td> <td>89</td> <td>100</td> </tr> <tr> <td><2.5</td> <td>-</td> <td>89</td> <td>100</td> </tr> <tr> <td><2.5</td> <td>-</td> <td>89</td> <td>100</td> </tr> <tr> <td><2.5</td> <td>-</td> <td>85</td> <td>96</td> </tr> <tr> <td><2.5</td> <td>-</td> <td>85</td> <td>96</td> </tr> </tbody> </table>					Vibration total value (3 axes value) according to ISO 28927-10 Valid from 2010		Sound pressure levels and sound power levels ^a according to ISO 15744		Value 3-axes m/s ²	Uncertainty m/s ²	Sound pressure dB(A)	Sound power dB(A)	<2.5	-	89	100	<2.5	-	89	100	<2.5	-	89	100	<2.5	-	85	96	<2.5	-	85	96																																																																								
Vibration total value (3 axes value) according to ISO 28927-10 Valid from 2010		Sound pressure levels and sound power levels ^a according to ISO 15744																																																																																																											
Value 3-axes m/s ²	Uncertainty m/s ²	Sound pressure dB(A)	Sound power dB(A)																																																																																																										
<2.5	-	89	100																																																																																																										
<2.5	-	89	100																																																																																																										
<2.5	-	89	100																																																																																																										
<2.5	-	85	96																																																																																																										
<2.5	-	85	96																																																																																																										
LST20 R625	3.8	0.9	76	-																																																																																																									
LST21 R350	3.8	1.7	85	96																																																																																																									
LST21 R550	3.8	1.9	85	96																																																																																																									
LST21 R650	3.8	0.9	85	96																																																																																																									
LST21 R525	3.2	1.4	85	96																																																																																																									
LST21 R625	4.6	2.9	85	96																																																																																																									
LST22 R550	3.8	1.9	78	-																																																																																																									
LST22 R650	3.8	0.9	78	-																																																																																																									
LST22 R525	3.2	1.4	78	-																																																																																																									
LST22 R625	3.2	1.4	78	-																																																																																																									

^a The uncertainty in the sound levels is 3 dB(A).

^a The uncertainty in the sound levels is 3 dB(A).

Vibration and Noise Emission Values

Material removal tools

Model	Vibration total value (3 axes value) according to ISO 28927-10 Valid from 2010		Sound pressure levels and sound power levels ^a according to ISO 15744		Model	Vibration total value (3 axes value) according to ISO 28927-5 Valid from 2010		Sound pressure levels and sound power levels ^a according to ISO 15744	
	Value 3-axes m/s ²	Uncertainty m/s ²	Sound pressure dB(A)	Sound power dB(A)		Value 3-axes m/s ²	Uncertainty m/s ²	Sound pressure dB(A)	Sound power dB(A)
Percussive					Drills				
Riveting hammers					Pistol grip				
Vibration damped									
RRH04P	<2.5	-	93	104	LBB16 EP	<2.5	-	80	-
RRH06P	3.9	1.4	91	102	LBB16 EPX	<2.5	-	82	93
RRH08P	4.8	1.6	92	103	LBB26 EPX	<2.5	-	82	93
RRH10P	5.1	1.7	91	102	LBB36	<2.5	-	83	94
RRH12P	4.4	1.1	93	104	LBB37	<2.5	-	86	97
RRH14P	5.4	2.9	93	104	LBB45 H017	<2.5	-	88	99
Conventional type					LBB45 H006	3.7	1.6	88	99
RRN11P	4.0	1.6	98	109	LBB45 H004	<2.5	-	88	99
					Straight				
					LBB16 S260	<2.5	-	75	-
					LBB16 S064	<2.5	-	75	-
					LBB16 S045	<2.5	-	75	-
					LBB16 S038	<2.5	-	75	-
					LBB16 S029	<2.5	-	75	-
					LBB16 S022	<2.5	-	73	-
					LBB16 S012	<2.5	-	75	-
					Angle				
					LBV16M 005	<2.5	-	75	-
					LBV16M 010	<2.5	-	75	-
					LBV16M 018	<2.5	-	75	-
					LBV16M 032	<2.5	-	75	-
					LBV16M 045	<2.5	-	75	-
					LBV16M 055	<2.5	-	75	-
					LBV11 30°	<2.5	-	72	-
					LBV16 30°	2.7	0.9	75	-
					LBV36 30°	<2.5	-	81	92
					LBV16 45°	<2.5	-	75	-
					LBV11 90°	<2.5	-	72	-
					LBV16 90°	<2.5	-	75	-
					LBV36 90°	<2.5	-	81	92
					LBV16 Z	<2.5	-	75	-
					LBV16 90° Large	<2.5	-	75	-
					LBV36 90° Large	<2.5	-	81	92
					LBV37 90° Heavy duty	<2.5	-	85	96
					LBV16 018-11 Key chuck model	<2.5	-	75	-
					LBV34 S Key chuck model	<2.5	-	89	100
					Micro stop drills				
					LBS36	<2.5	-	86	97
					Positive Feed drills				
					PFD1500RA	b	-	84	95

^a The uncertainty in the sound levels is 3 dB(A).

^b Tools for fixtured applications have no vibration values.



Usefull links:

atlascope.com

Our main homepage

webbox.atlascope.com/webbox/dimdrw

Product dimensional drawings in different formats

servaidweb.atlascope.com

Find the spare part list, exploded views, accessories and maintenance information

multimedia.atlascope.com

Photo gallery

atlascope.com/videogallery


Video gallery

shoponline.atlascope.com


Shop Online




cm²




cm²



cm²



cm²



COMMITTED TO SUSTAINABLE PRODUCTIVITY

We stand by our responsibilities towards our customers, towards the environment and the people around us. We make performance stand a test of time. This is what we call – Sustainable Productivity.

www.atlascopco.com

Atlas Copco